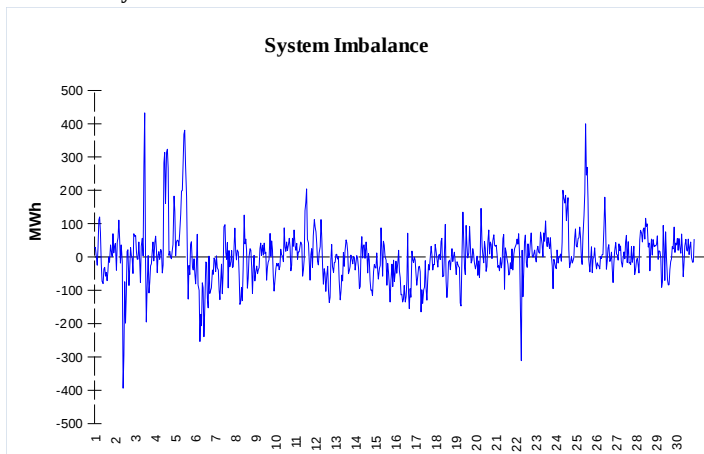
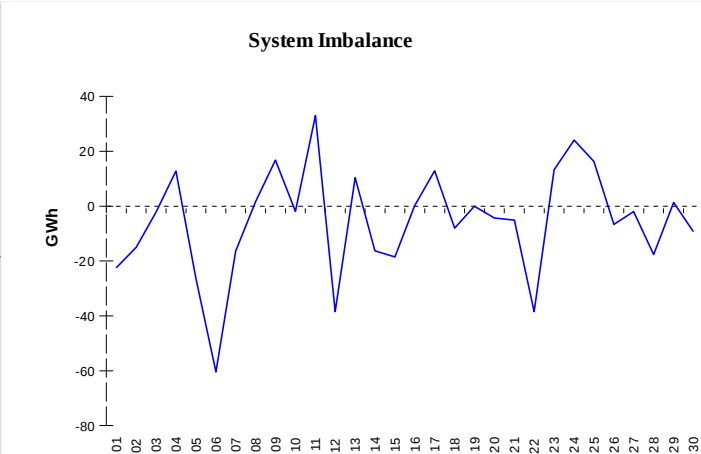


IMBALANCES
Electricity


| | Volume (GWh) | Average Volume (MWh/hod) |
|---------------------------------------|-----------------|-----------------------------|
| Positive Imbalance | 99,64 | 138,4 |
| Negative Imbalance | -98,27 | -136,5 |
| Total Cost of Balancing Energy (CZK): | | 67 791 033,53 |

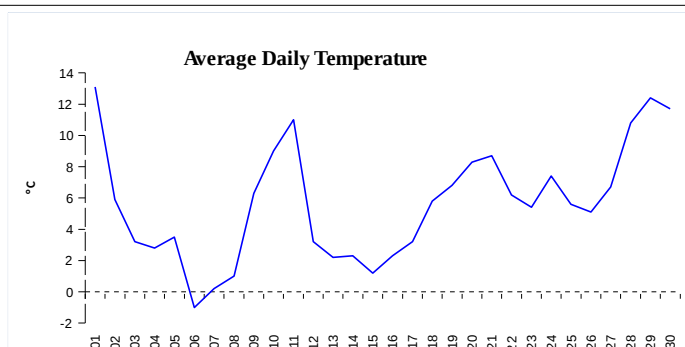
Gas


| | Volume (GWh) |
|---------------------------------|-----------------|
| Positive Imbalance | 422,22 |
| Negative Imbalance | -589,13 |
| Daily positive balancing volume | 57,95 |
| Daily negative balancing volume | -179,03 |

REGISTRATION DATA

| | |
|--|--------|
| Registered Market Participants - electricity and gas | 32 545 |
| Balance responsible party - electricity | 121 |
| Balance responsible party - gas | 105 |

| | |
|--|-----------|
| Changes of Supplier | 30 401 |
| Total Amount of Registered delivery points | 6 164 707 |

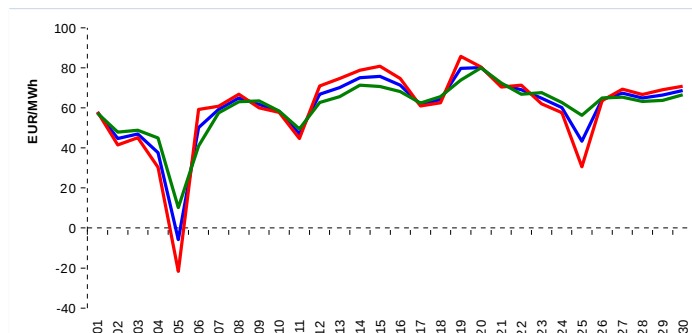


| | |
|--|-----------|
| Changes of Supplier | 14 266 |
| Total Amount of Registered delivery points | 2 823 786 |

SHORT-TERM MARKETS

| Electricity | Volume (MWh) | Average Price |
|-------------------------|-----------------|---------------|
| Block Market | 0,0 | 0,00 CZK/MWh |
| Day-Ahead M. - Sell | 2 161 122,8 | |
| Day-Ahead M. - Purchase | 1 320 621,9 | 60,24 EUR/MWh |
| IM | 463 115,4 | 61,58 EUR/MWh |
| IM - block contracts | 892,0 | 78,32 EUR/MWh |

| Gas | Volume (MWh) | Average Price (EUR/MWh) |
|-----|-----------------|----------------------------|
| IM | 640 223,3 | 21,37 |

SPOT MARKET INDEX


— SPOT MARKET BASE LOAD INDEX
— SPOT MARKET PEAK LOAD INDEX
— SPOT MARKET OFFPEAK LOAD INDEX

Emission Allowance Trading

| Transaction Type | Volume of Units | No. of Transactions |
|------------------|-------------------|---------------------|
| Allowances | 64 094 130 | 168 |
| Kyoto Units | 110 765 | 41 |
| Sum | 64 204 895 | 209 |

Note:

The data is valid to the last day of the calendar month and may vary according to the version of the settlement of imbalances. The point of delivery and transfer registered in the OTE's system in case of the first change of supplier. Number of changes of supplier reflects the total number of delivery points, on which change of supplier occurred. More Information is available on <http://www.ote-cr.cz>