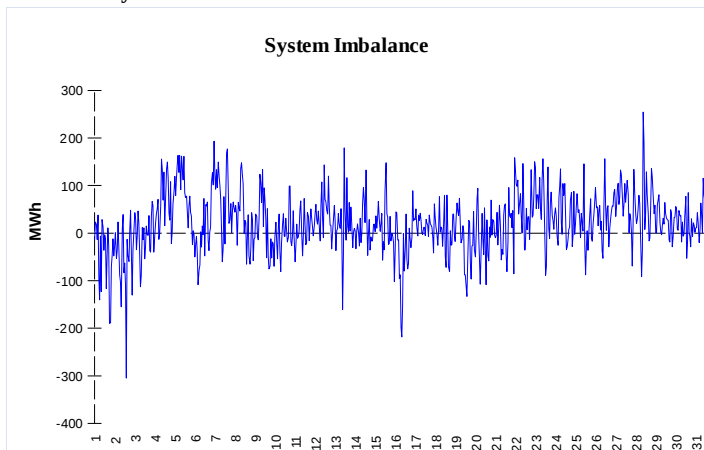
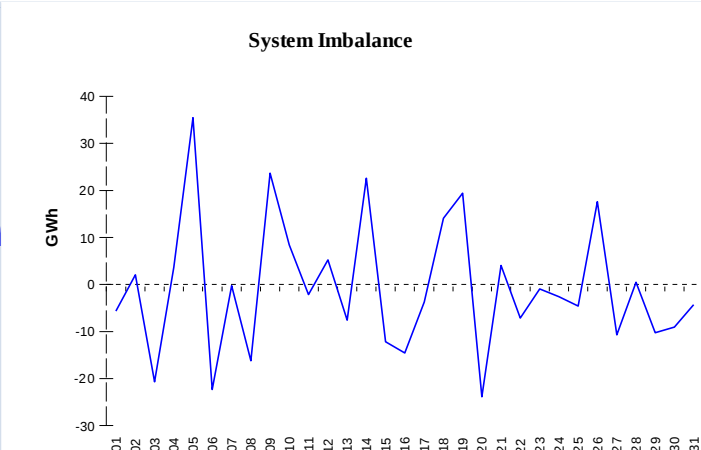


**IMBALANCES**
**Electricity**


	Volume (GWh)	Average Volume (MWh/hod)
Positive Imbalance	85,77	115,3
Negative Imbalance	-70,30	-94,5
Total Cost of Balancing Energy (CZK):		43 106 120,10

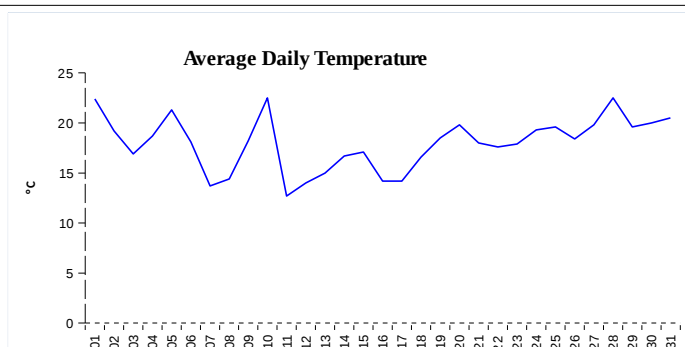
**Gas**


	Volume (GWh)
Positive Imbalance	382,86
Negative Imbalance	-404,84
Daily positive balancing volume	61,47
Daily negative balancing volume	-98,97

**REGISTRATION DATA**

Registered Market Participants - electricity and gas	32 244
Balance responsible party - electricity	117
Balance responsible party - gas	96

Changes of Supplier	29 875
Total Amount of Registered delivery points	6 128 014

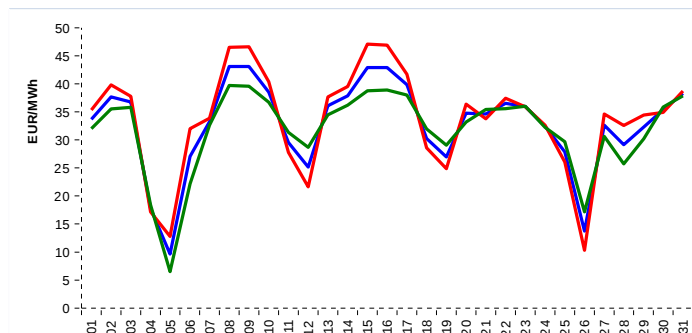


Changes of Supplier	15 022
Total Amount of Registered delivery points	2 514 979

**SHORT-TERM MARKETS**

Electricity	Volume (MWh)	Average Price
Block Market	36,0	897,00 CZK/MWh
Day-Ahead M. - Sell	1 613 198,4	
Day-Ahead M. - Purchase	1 240 616,7	32,76 EUR/MWh
IM	335 356,0	36,96 EUR/MWh
IM - block contracts	462,0	16,11 EUR/MWh

Gas	Volume (MWh)	Average Price (EUR/MWh)
IM	335 719,2	5,98

**SPOT MARKET INDEX**


— SPOT MARKET BASE LOAD INDEX  
— SPOT MARKET PEAK LOAD INDEX  
— SPOT MARKET OFFPEAK LOAD INDEX

**Emission Allowance Trading**

Transaction Type	Volume of Units	No. of Transactions
Allowances	44 556 531	59
Kyoto Units	21 054	5
<b>Sum</b>	<b>44 577 585</b>	<b>64</b>

**Note:**

The data is valid to the last day of the calendar month and may vary according to the version of the settlement of imbalances. The point of delivery and transfer registered in the OTE's system in case of the first change of supplier. Number of changes of supplier reflects the total number of delivery points, on which change of supplier occurred. More Information is available on <http://www.ote-cr.cz>