

CS OTE Documentation for external users



Manual for reinstallation and version control of OTE PKI component

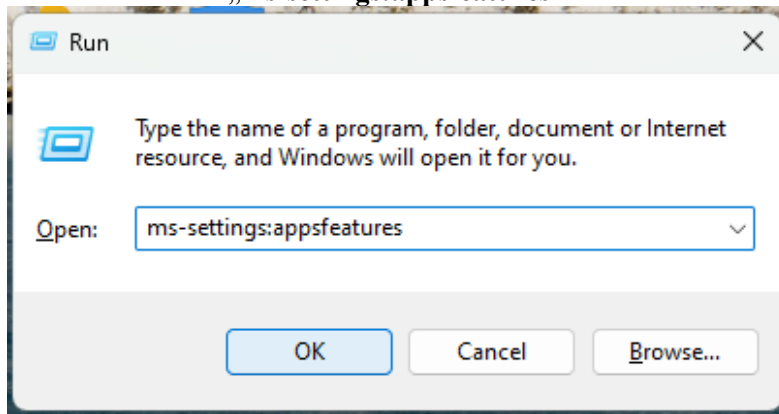
In case of problems with OTE PKI component you might be asked to check currently installed version, or to reinstall it, which is described step by step by this manual.

Please note that this manual is universal for all supported versions of the Windows operating system, and it is possible that some of the instructional images will differ from your device. The manual was created for the latest version of the Windows operating system, but the procedure is similar to older versions.

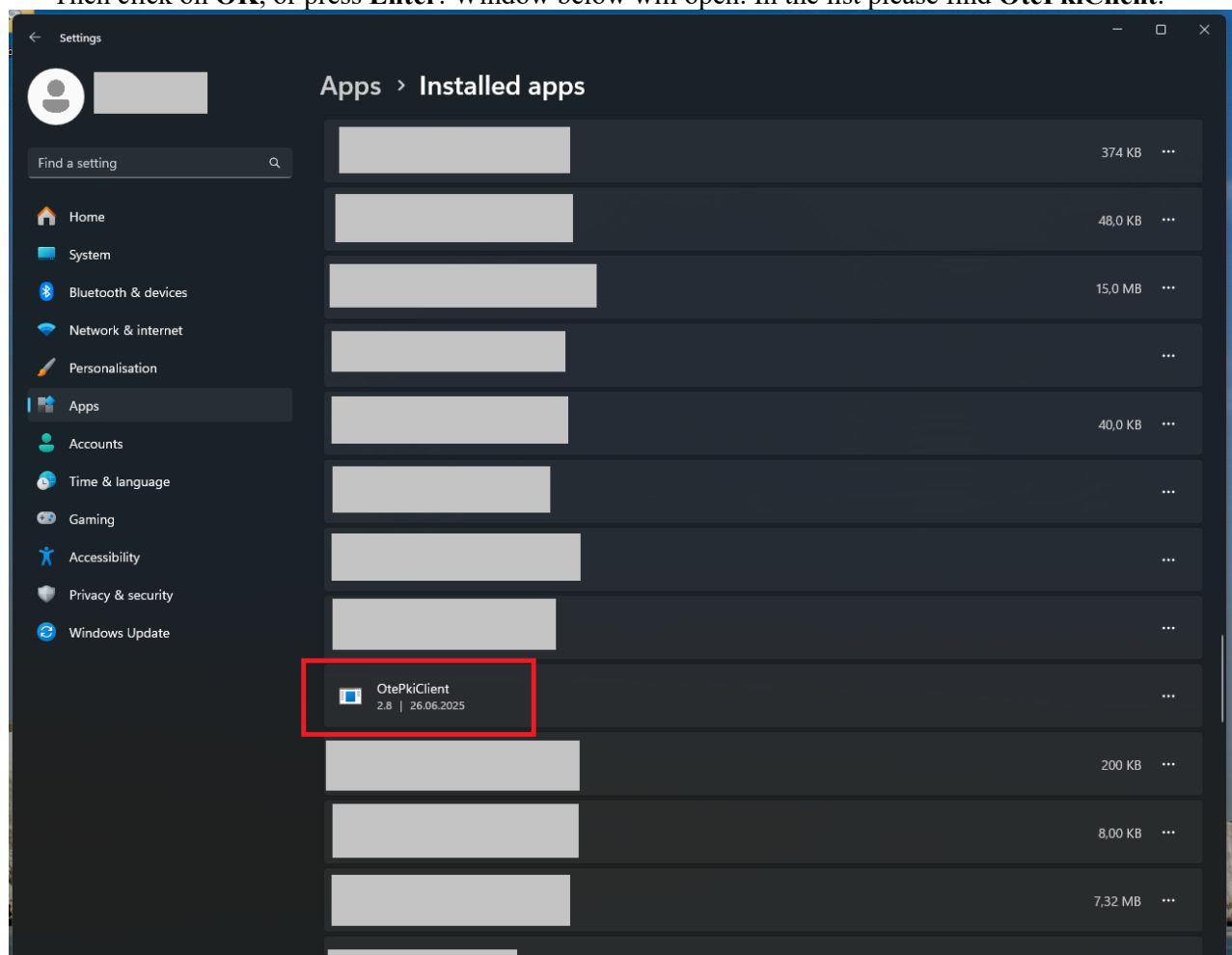
Checking of currently installed version of OTE PKI component

Version control, and checking of currently installed version can be done in the list of currently installed programs on your device.

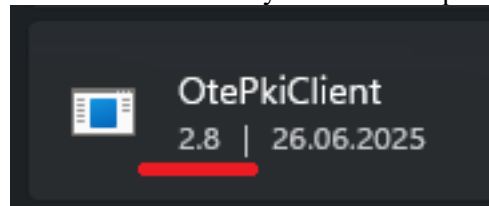
Press the keys **win** (⊞)+**R**, dialog window „Run“ will open. Here please type: „ms-settings:appsfeatures“.



Then click on **OK**, or press **Enter**. Window below will open. In the list please find **OtePkiClient**.

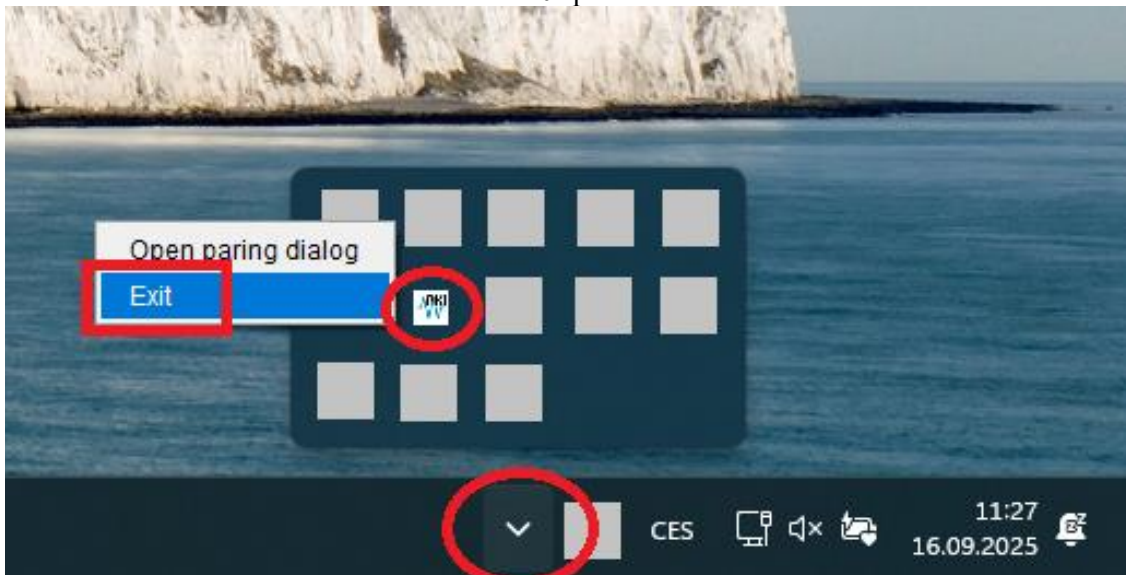


There you will see the version of currently installed component. (In this case **2.8**)

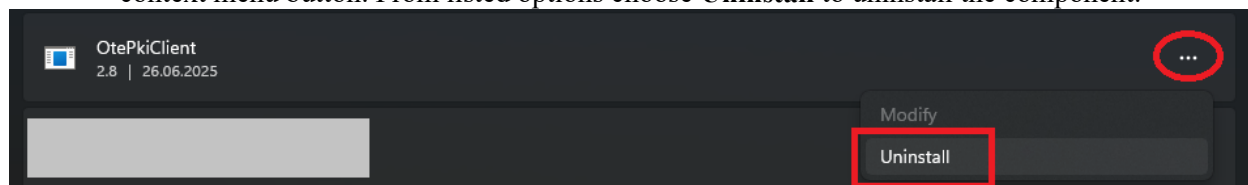


Reinstalling/uninstalling currently installed component

Reinstalling/uninstalling is done from the same place version control is done. Before uninstalling, the OTE PKI component needs to be exited. You can exit the running component by right clicking an **OTE PKI client** icon in **taksbar** on bottom right. It is possible, that the icon will be hidden, and to show it please click on the upward facing arrow. Exiting is done by **right clicking an icon**, and selecting the **Exit** option.



After exiting component, you may go to the list of installed programs on your device, as described above in the version control section. In the list please search for **OtePkiClient** and on the right click the context menu button. From listed options choose **Uninstall** to uninstall the component.



Downloading current version

Current version of OTE PKI component is available [HERE](#)

Video manual for installation is available [HERE](#)