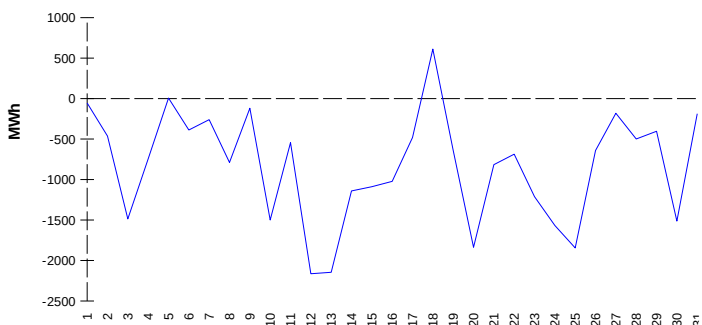


IMBALANCES

Electricity

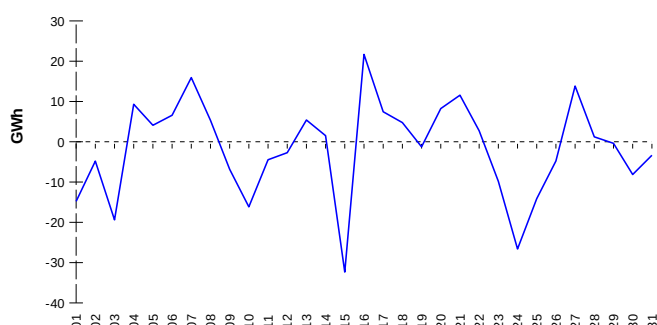
System Imbalance (total volume by days)



	Volume (GWh)	Average Volume (MWh/hour)
Positive Imbalance	131,16	44,1
Negative Imbalance	-156,96	-52,7
Total Cost of Balancing Energy (CZK):		92 507 877,84

Gas

System Imbalance



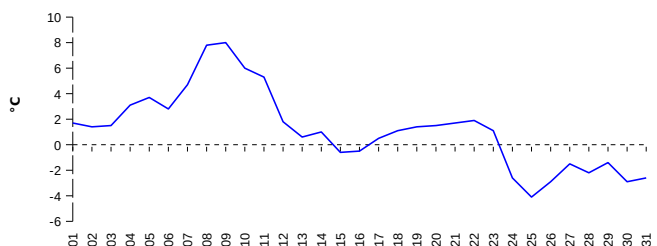
	Volume (GWh)
Positive Imbalance	350,88
Negative Imbalance	-401,41
Daily positive balancing volume	25,74
Daily negative balancing volume	-50,67

REGISTRATION DATA

Registered Market Participants - electricity and gas	35 624
Balance responsible party - electricity	167
Balance responsible party - gas	145

Changes of Supplier	38 678
Total Amount of Registered delivery points	6 542 068

Average Daily Temperature



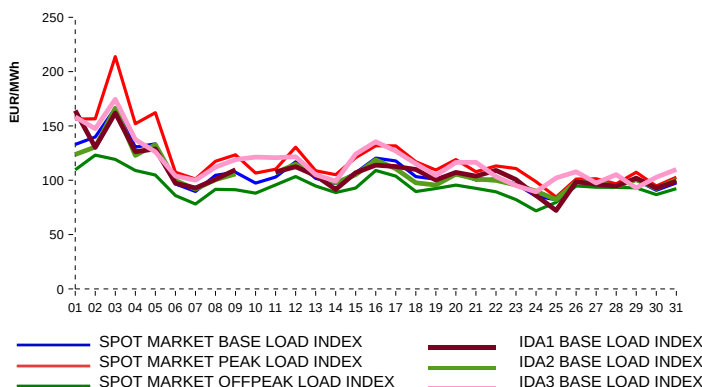
Changes of Supplier	15 558
Total Amount of Registered delivery points	2 702 343

SHORT-TERM MARKETS

Electricity	Volume (MWh)	Average Price
IDA - Sell	53 172,2	105,98 EUR/MWh
IDA - Purchase	36 811,1	
Day-Ahead M. - Sell	2 783 660,5	107,02 EUR/MWh
Day-Ahead M. - Purchase	2 301 938,7	
IM	503 859,8	113,38 EUR/MWh
IM - block contracts	0,0	0,00 EUR/MWh

Gas	Volume (MWh)	Average Price (EUR/MWh)
IM	323 953,3	30,35

SPOT MARKET INDEX



REGISTRY FOR GREENHOUSE GAS EMISSION

Transaction Type	Volume of Units	No. of Transactions
Allowances	41 704 471	102
Aviation Allowances	10	1
Sum	41 704 481	103

Note:
 The data is valid to the last day of the calendar month and may vary according to the version of the settlement of imbalances.
 The point of delivery and transfer registered in the OTE's system in case of the first change of supplier. Number of changes of supplier reflects the total number of delivery points, on which change of supplier occurred.
 More Information is available on <http://www.ote-cr.cz>