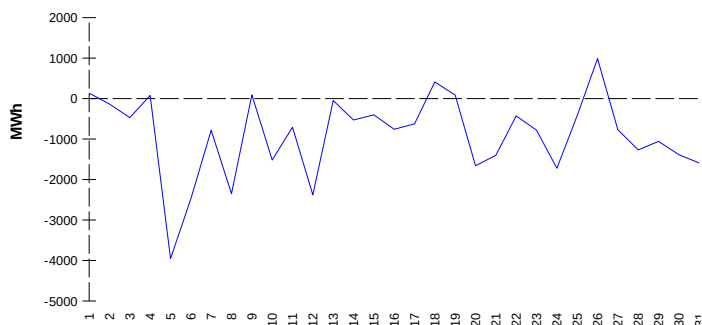


**IMBALANCES**

**Electricity**

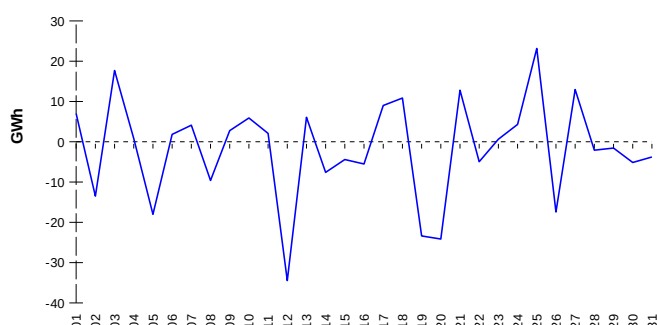
**System Imbalance (total volume by days)**



	Volume (GWh)	Average Volume (MWh/hour)
Positive Imbalance	136,88	46,0
Negative Imbalance	-164,71	-55,3
Total Cost of Balancing Energy (CZK):		154 224 481,50

**Gas**

**System Imbalance**



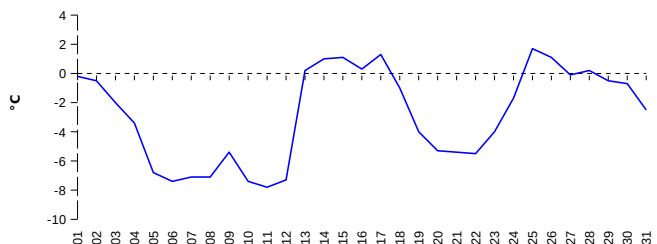
	Volume (GWh)
Positive Imbalance	426,20
Negative Imbalance	-480,01
Daily positive balancing volume	39,54
Daily negative balancing volume	-104,70

**REGISTRATION DATA**

Registered Market Participants - electricity and gas	35 678
Balance responsible party - electricity	167
Balance responsible party - gas	142

Changes of Supplier	114 412
Total Amount of Registered delivery points	6 545 570

**Average Daily Temperature**



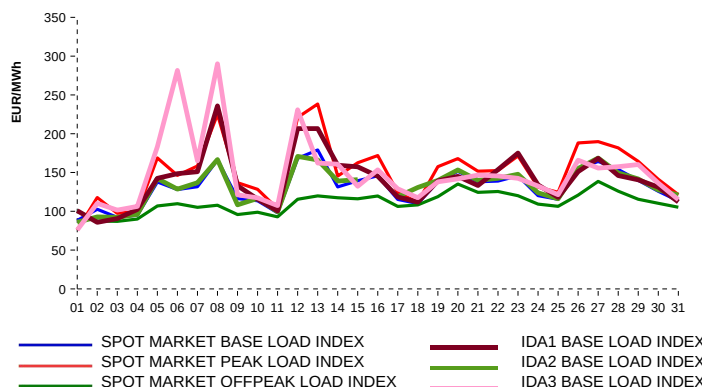
Changes of Supplier	40 787
Total Amount of Registered delivery points	2 700 001

**SHORT-TERM MARKETS**

Electricity	Volume (MWh)	Average Price
IDA - Sell	67 014,0	137,13 EUR/MWh
IDA - Purchase	51 843,5	
Day-Ahead M. - Sell	2 897 190,3	130,92 EUR/MWh
Day-Ahead M. - Purchase	2 269 389,9	
IM	628 762,5	146,77 EUR/MWh
IM - block contracts	1 350,0	175,00 EUR/MWh

Gas	Volume (MWh)	Average Price (EUR/MWh)
IM	480 508,8	35,64

**SPOT MARKET INDEX**



**REGISTRY FOR GREENHOUSE GAS EMISSION**

Transaction Type	Volume of Units	No. of Transactions
Allowances	32 332 830	44
Aviation Allowances	0	0
<b>Sum</b>	<b>32 332 830</b>	<b>44</b>

**Note:**  
The data is valid to the last day of the calendar month and may vary according to the version of the settlement of imbalances. The point of delivery and transfer registered in the OTE's system in case of the first change of supplier. Number of changes of supplier reflects the total number of delivery points, on which change of supplier occurred. More Information is available on <http://www.ote-cr.cz>