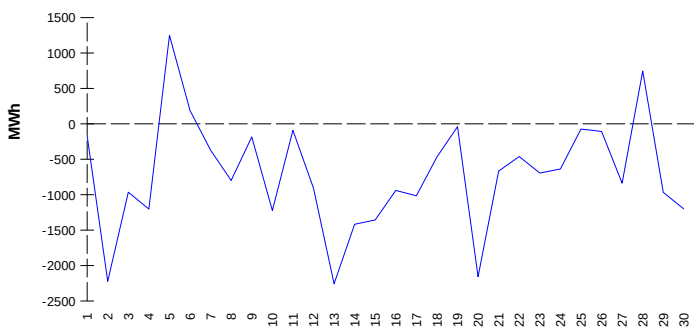


IMBALANCES

Electricity

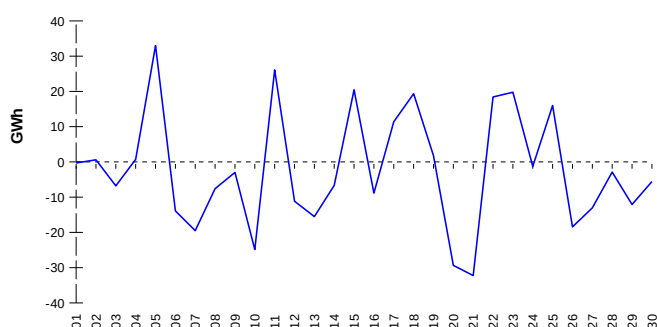
System Imbalance (total volume by days)



	Volume (GWh)	Average Volume (MWh/hour)
Positive Imbalance	142,48	49,5
Negative Imbalance	-163,73	-56,9
Total Cost of Balancing Energy (CZK):		122 149 939,48

Gas

System Imbalance



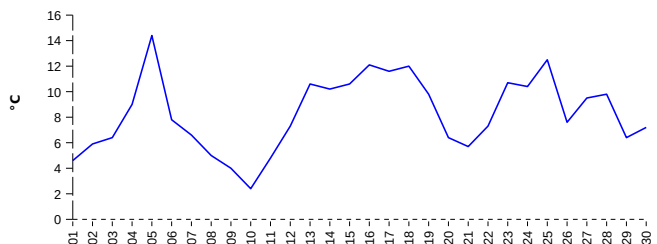
	Volume (GWh)
Positive Imbalance	356,36
Negative Imbalance	-422,06
Daily positive balancing volume	26,35
Daily negative balancing volume	-77,29

REGISTRATION DATA

Registered Market Participants - electricity and gas	35 801
Balance responsible party - electricity	172
Balance responsible party - gas	140

Changes of Supplier	39 659
Total Amount of Registered delivery points	6 558 657

Average Daily Temperature



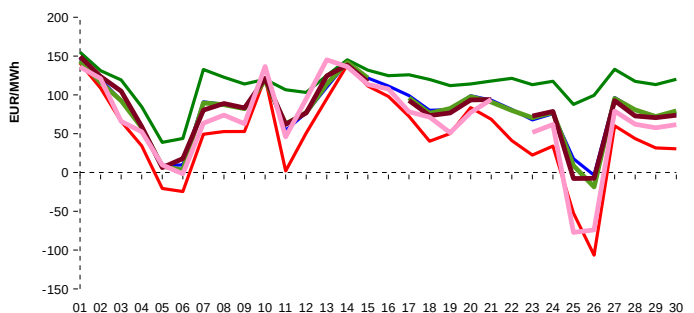
Changes of Supplier	15 171
Total Amount of Registered delivery points	2 692 049

SHORT-TERM MARKETS

Electricity	Volume (MWh)	Average Price
IDA - Sell	87 076,1	72,52 EUR/MWh
IDA - Purchase	57 654,6	
Day-Ahead M. - Sell	2 598 970,9	81,82 EUR/MWh
Day-Ahead M. - Purchase	2 146 232,9	
IM	740 180,4	76,52 EUR/MWh
IM - block contracts	0,0	0,00 EUR/MWh

Gas	Volume (MWh)	Average Price (EUR/MWh)
IM	275 266,3	48,18

SPOT MARKET INDEX



— SPOT MARKET BASE LOAD INDEX — IDA1 BASE LOAD INDEX
— SPOT MARKET PEAK LOAD INDEX — IDA2 BASE LOAD INDEX
— SPOT MARKET OFFPEAK LOAD INDEX — IDA3 BASE LOAD INDEX

REGISTRY FOR GREENHOUSE GAS EMISSION

Transaction Type	Volume of Units	No. of Transactions
Allowances	387 109	28
Aviation Allowances	0	0
Sum	387 109	28

Note:
 The data is valid to the last day of the calendar month and may vary according to the version of the settlement of imbalances.
 The point of delivery and transfer registered in the OTE's system in case of the first change of supplier. Number of changes of supplier reflects the total number of delivery points, on which change of supplier occurred.
 More Information is available on <http://www.ote-cr.cz>