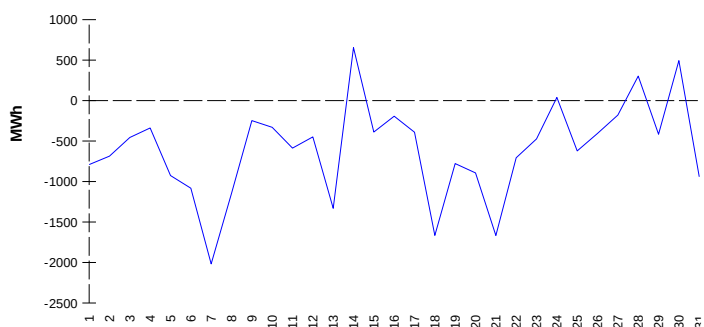


**IMBALANCES**

**Electricity**

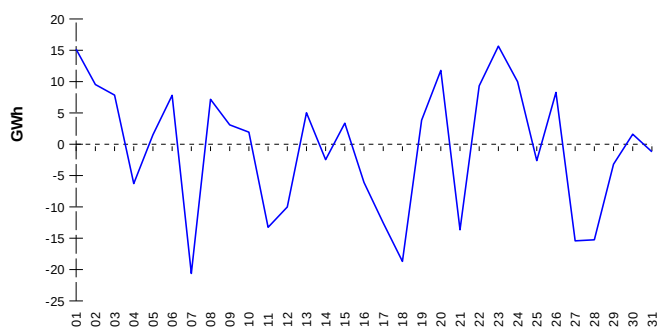
**System Imbalance (total volume by days)**



	Volume (GWh)	Average Volume (MWh/hour)
Positive Imbalance	138,58	46,6
Negative Imbalance	-157,20	-52,8
Total Cost of Balancing Energy (CZK):		77 614 266,30

**Gas**

**System Imbalance**

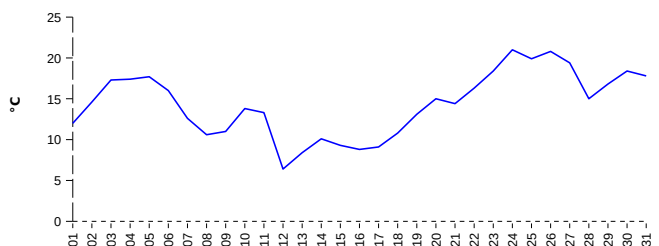


	Volume (GWh)
Positive Imbalance	323,36
Negative Imbalance	-341,78
Daily positive balancing volume	15,04
Daily negative balancing volume	-44,15

**REGISTRATION DATA**

Registered Market Participants - electricity and gas	35 842
Balance responsible party - electricity	176
Balance responsible party - gas	140

**Average Daily Temperature**



Changes of Supplier	34 917
Total Amount of Registered delivery points	6 562 945

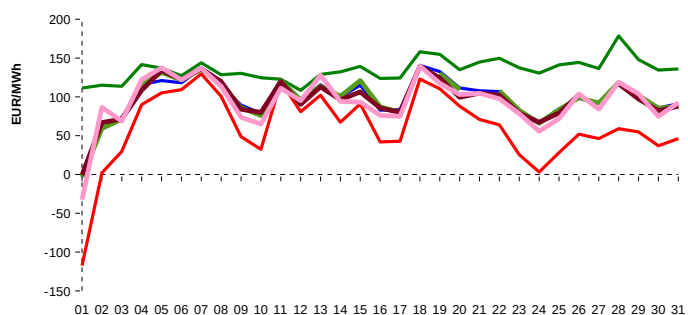
Changes of Supplier	13 671
Total Amount of Registered delivery points	2 689 432

**SHORT-TERM MARKETS**

Electricity	Volume (MWh)	Average Price
IDA - Sell	87 882,5	92,03 EUR/MWh
IDA - Purchase	44 381,3	
Day-Ahead M. - Sell	2 621 916,7	97,88 EUR/MWh
Day-Ahead M. - Purchase	2 143 974,4	
IM	684 998,7	95,13 EUR/MWh
IM - block contracts	0,0	0,00 EUR/MWh

Gas	Volume (MWh)	Average Price (EUR/MWh)
IM	168 860,0	49,38

**SPOT MARKET INDEX**



SPOT MARKET BASE LOAD INDEX	IDA1 BASE LOAD INDEX
SPOT MARKET PEAK LOAD INDEX	IDA2 BASE LOAD INDEX
SPOT MARKET OFFPEAK LOAD INDEX	IDA3 BASE LOAD INDEX

**REGISTRY FOR GREENHOUSE GAS EMISSION**

Transaction Type	Volume of Units	No. of Transactions
Allowances	862 789	27
Aviation Allowances	0	0
<b>Sum</b>	<b>862 789</b>	<b>27</b>

**Note:**

The data is valid to the last day of the calendar month and may vary according to the version of the settlement of imbalances. The point of delivery and transfer registered in the OTE's system in case of the first change of supplier. Number of changes of supplier reflects the total number of delivery points, on which change of supplier occurred. More Information is available on <http://www.ote-cr.cz>