MONTHLY REPORT

10.2026

IMBALANCES

Electricity

System Imbalance (total volume by days)

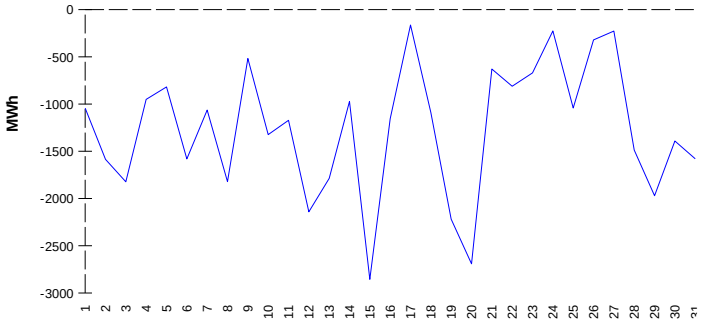

	Volume (GWh)	Average Volume (MWh/hour)
Positive Imbalance	137,18	46,0
Negative Imbalance	-176,91	-59,4
Total Cost of Balancing Energy (CZK):		238 541 228,04

Gas

System Imbalance

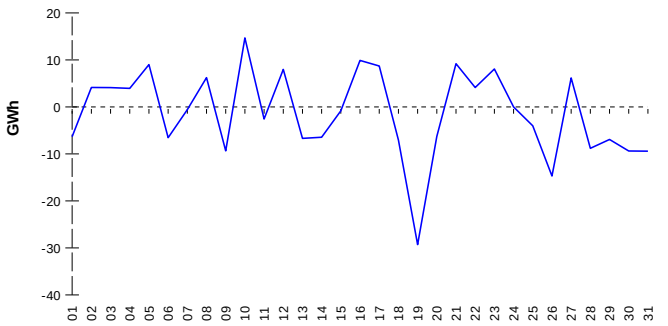

	Volume (GWh)
Positive Imbalance	292,31
Negative Imbalance	-331,48
Daily positive balancing volume	35,20
Daily negative balancing volume	-35,69

REGISTRATION DATA

Registered Market Participants - electricity and gas	36 055
Balance responsible party - electricity	190
Balance responsible party - gas	143
Changes of Supplier	51 538
Total Amount of Registered delivery points	6 589 319

Average Daily Temperature

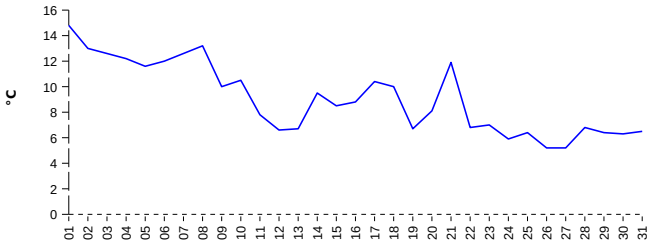

Changes of Supplier	22 255
Total Amount of Registered delivery points	2 678 483

SHORT-TERM MARKETS

Electricity	Volume (MWh)	Average Price
IDA - Sell	148 920,0	183,41 EUR/MWh
IDA - Purchase	53 508,5	
Day-Ahead M. - Sell	3 385 285,8	180,99 EUR/MWh
Day-Ahead M. - Purchase	2 084 197,8	
IM	705 253,8	198,01 EUR/MWh
IM - block contracts	18,0	181,11 EUR/MWh

Gas	Volume (MWh)	Average Price (EUR/MWh)
IM	187 046,6	90,76

SPOT MARKET INDEX

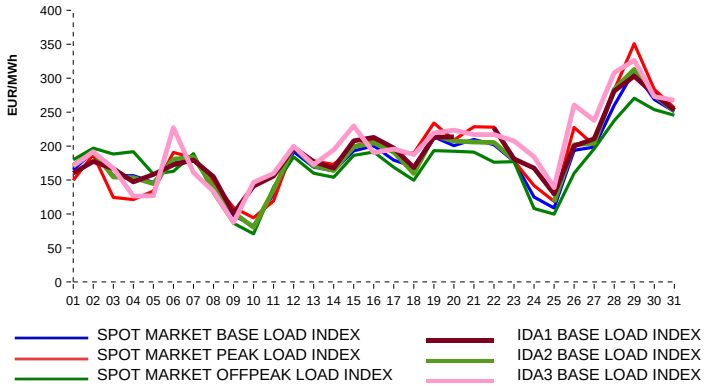

REGISTRY FOR GREENHOUSE GAS EMISSION

Transaction Type	Volume of Units	No. of Transactions
Allowances	3 226 731	54
Aviation Allowances	21 048	2
Sum	3 247 779	54

Note:

The data is valid to the last day of the calendar month and may vary according to the version of the settlement of imbalances.
The point of delivery and transfer registered in the OTE´s system in case of the first change of supplier. Number of changes of supplier reflects the total number of delivery points, on which change of supplier occured.
More Information is available on http://www.ote-cr.cz

OTE, a.s.
Jihlavská 1558/21
140 00 Praha 4; Czech Rep.

Tel.: +420 234 686 100
e-mail: ote@ote-cr.cz

www.ote-cr.cz
IČ: 26 46 33 18
DIČ: CZ 26 46 33 18

Registration: Municipal Court in Prague, Section B, File 7260