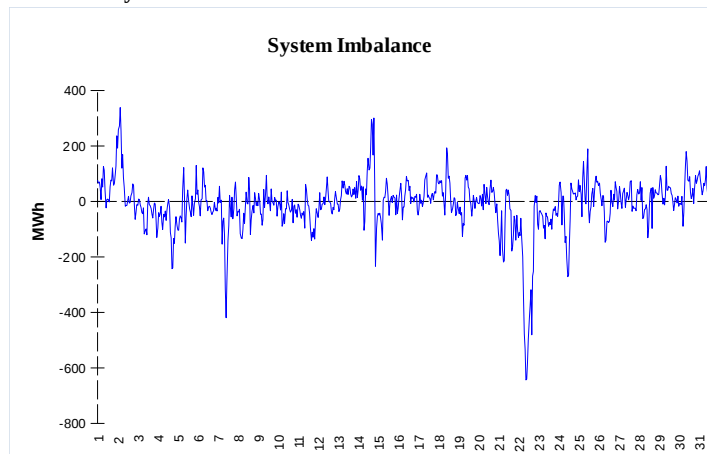
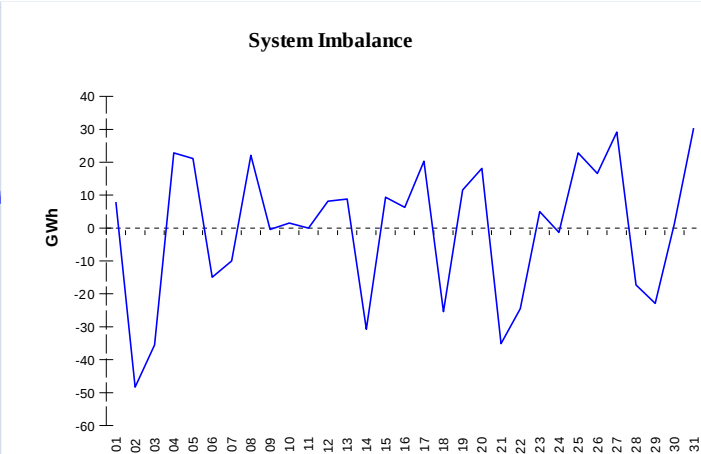


IMBALANCES
Electricity


	Volume (GWh)	Average Volume (MWh/hod)
Positive Imbalance	108,13	145,3
Negative Imbalance	-115,54	-155,3
Total Cost of Balancing Energy (CZK):		93 265 215,30

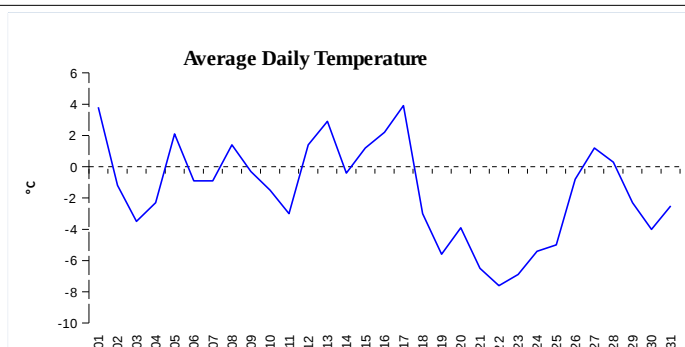
Gas


	Volume (GWh)
Positive Imbalance	459,47
Negative Imbalance	-462,12
Daily positive balancing volume	76,33
Daily negative balancing volume	-50,22

REGISTRATION DATA

Registered Market Participants - electricity and gas	31 634
Balance responsible party - electricity	119
Balance responsible party - gas	98

Changes of Supplier	128 925
Total Amount of Registered delivery points	4 072 074

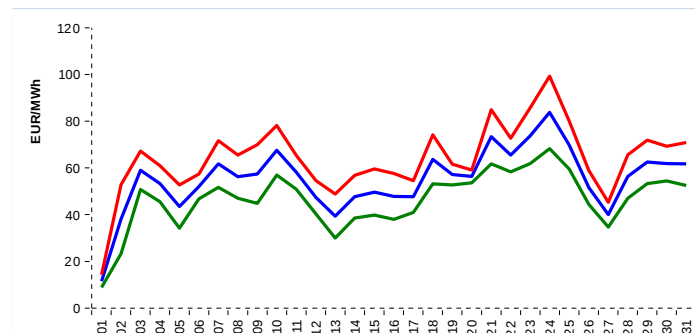


Changes of Supplier	37 378
Total Amount of Registered delivery points	1 333 136

SHORT-TERM MARKETS

Electricity	Volume (MWh)	Average Price
Block Market	1 344,0	1 547,52 CZK/MWh
Day-Ahead M. - Sell	2 347 603,1	
Day-Ahead M. - Purchase	1 464 926,4	55,34 EUR/MWh
IM	52 886,5	55,24 EUR/MWh
IM - block contracts	2 187,0	65,60 EUR/MWh

Gas	Volume (MWh)	Average Price (EUR/MWh)
IM	433 342,8	21,88

SPOT MARKET INDEX


— SPOT MARKET BASE LOAD INDEX
— SPOT MARKET PEAK LOAD INDEX
— SPOT MARKET OFFPEAK LOAD INDEX

Emission Allowance Trading

Transaction Type	Volume of Units	No. of Transactions
Allowances	18 295 533	57
Kyoto Units	8 500	1
Sum	18 304 033	58

Note:

The data is valid to the last day of the calendar month and may vary according to the version of the settlement of imbalances.
 The point of delivery and transfer registered in the OTE's system in case of the first change of supplier. Number of changes of supplier reflects the total number of delivery points, on which change of supplier occurred.
 More Information is available on <http://www.ote-cr.cz>