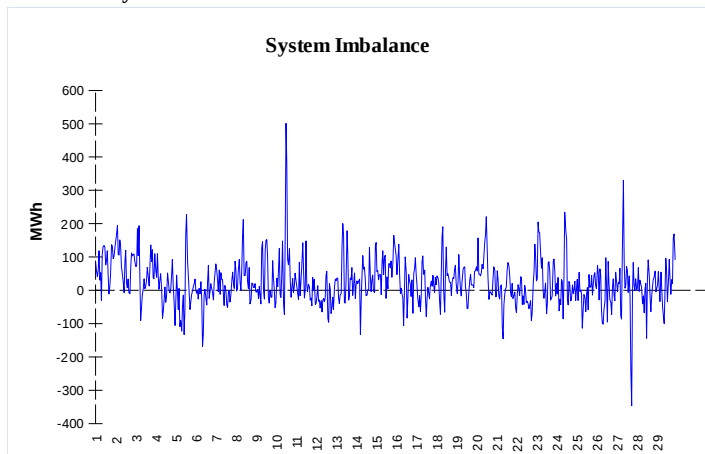
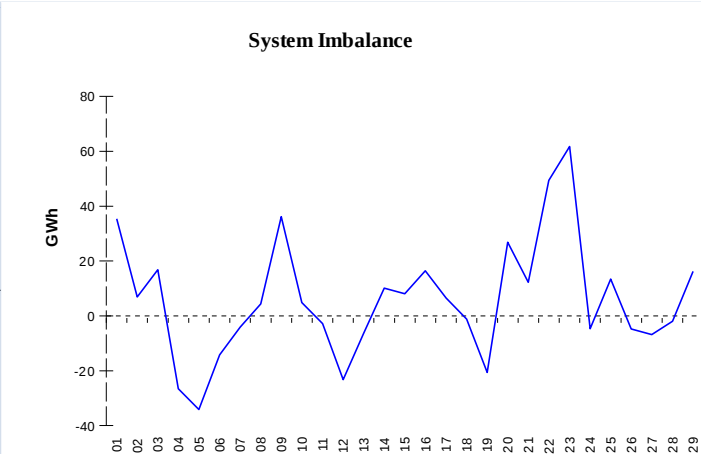


IMBALANCES
Electricity


	Volume (GWh)	Average Volume (MWh/hod)
Positive Imbalance	102,72	147,6
Negative Imbalance	-85,21	-122,4
Total Cost of Balancing Energy (CZK):		46 262 940,30

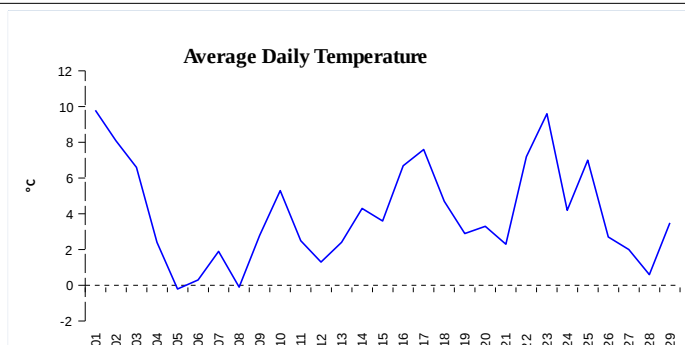
Gas


	Volume (GWh)
Positive Imbalance	545,32
Negative Imbalance	-371,78
Daily positive balancing volume	54,49
Daily negative balancing volume	-35,26

REGISTRATION DATA

Registered Market Participants - electricity and gas	32 045
Balance responsible party - electricity	122
Balance responsible party - gas	95

Changes of Supplier	29 338
Total Amount of Registered delivery points	6 107 501

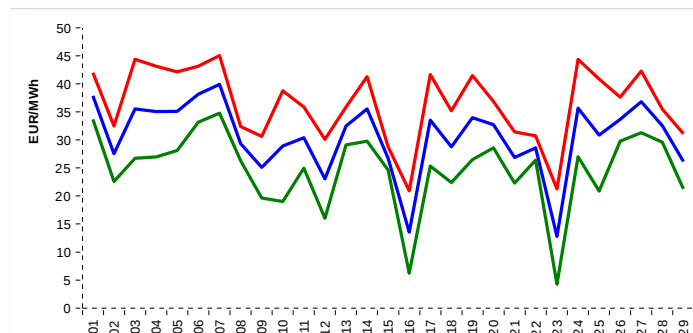


Changes of Supplier	14 312
Total Amount of Registered delivery points	1 390 695

SHORT-TERM MARKETS

Electricity	Volume (MWh)	Average Price
Block Market	456,0	795,00 CZK/MWh
Day-Ahead M. - Sell	1 882 407,2	30,59 EUR/MWh
Day-Ahead M. - Purchase	1 166 502,4	30,59 EUR/MWh
IM	294 802,2	30,78 EUR/MWh
IM - block contracts	105,0	37,47 EUR/MWh

Gas	Volume (MWh)	Average Price (EUR/MWh)
IM	250 540,8	9,99

SPOT MARKET INDEX


— SPOT MARKET BASE LOAD INDEX
— SPOT MARKET PEAK LOAD INDEX
— SPOT MARKET OFFPEAK LOAD INDEX

Emission Allowance Trading

Transaction Type	Volume of Units	No. of Transactions
Allowances	25 127 323	80
Kyoto Units	18 350	2
Sum	25 145 673	82

Note:

The data is valid to the last day of the calendar month and may vary according to the version of the settlement of imbalances. The point of delivery and transfer registered in the OTE's system in case of the first change of supplier. Number of changes of supplier reflects the total number of delivery points, on which change of supplier occurred. More Information is available on <http://www.ote-cr.cz>