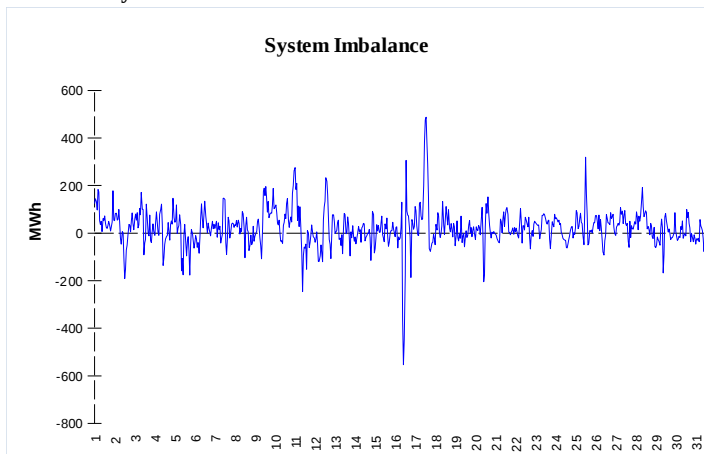
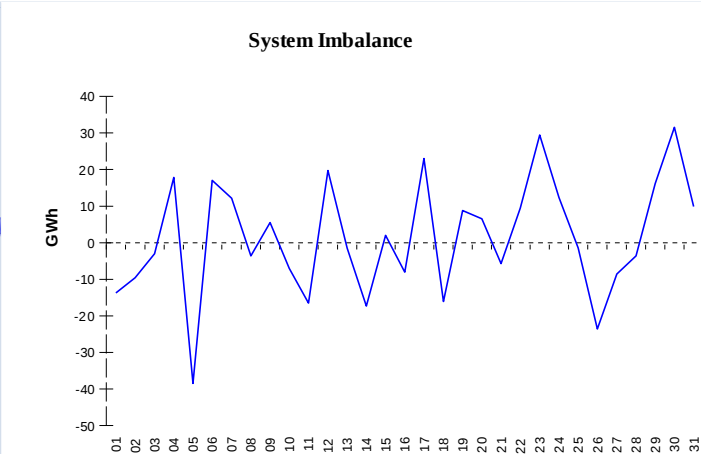


IMBALANCES
Electricity


	Volume (GWh)	Average Volume (MWh/hod)
Positive Imbalance	108,59	146,2
Negative Imbalance	-91,22	-122,8
Total Cost of Balancing Energy (CZK):		45 364 927,50

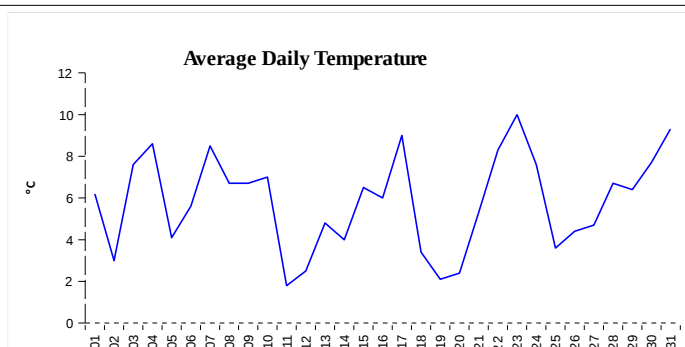
Gas


	Volume (GWh)
Positive Imbalance	477,57
Negative Imbalance	-433,77
Daily positive balancing volume	80,94
Daily negative balancing volume	-28,92

REGISTRATION DATA

Registered Market Participants - electricity and gas	31 714
Balance responsible party - electricity	120
Balance responsible party - gas	95

Changes of Supplier	31 097
Total Amount of Registered delivery points	4 582 344

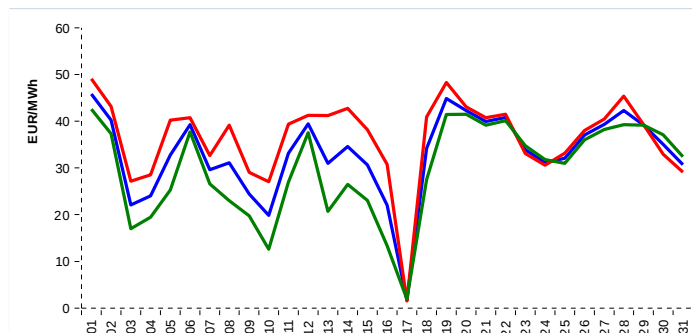


Changes of Supplier	14 665
Total Amount of Registered delivery points	1 342 766

SHORT-TERM MARKETS

Electricity	Volume (MWh)	Average Price
Block Market	648,0	652,41 CZK/MWh
Day-Ahead M. - Sell	1 560 661,7	
Day-Ahead M. - Purchase	1 192 010,4	33,05 EUR/MWh
IM	53 039,0	34,82 EUR/MWh
IM - block contracts	2 948,0	50,30 EUR/MWh

Gas	Volume (MWh)	Average Price (EUR/MWh)
IM	374 235,1	16,41

SPOT MARKET INDEX


— SPOT MARKET BASE LOAD INDEX
— SPOT MARKET PEAK LOAD INDEX
— SPOT MARKET OFFPEAK LOAD INDEX

Emission Allowance Trading

Transaction Type	Volume of Units	No. of Transactions
Allowances	18 760 195	82
Kyoto Units	25 070	5
Sum	18 785 265	87

Note:

The data is valid to the last day of the calendar month and may vary according to the version of the settlement of imbalances.
 The point of delivery and transfer registered in the OTE's system in case of the first change of supplier. Number of changes of supplier reflects the total number of delivery points, on which change of supplier occurred.
 More Information is available on <http://www.ote-cr.cz>