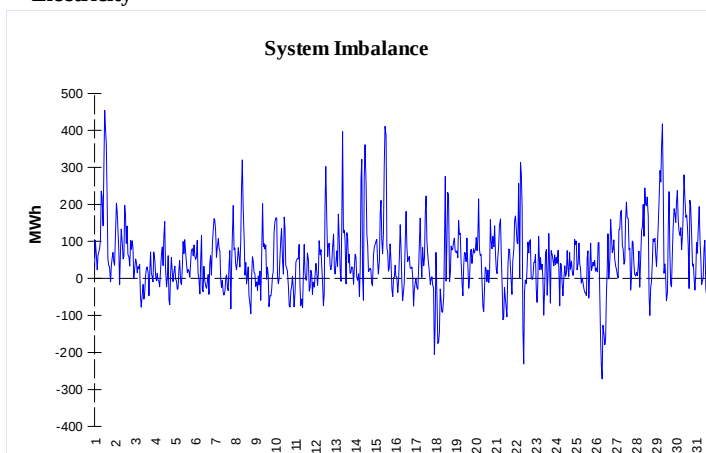
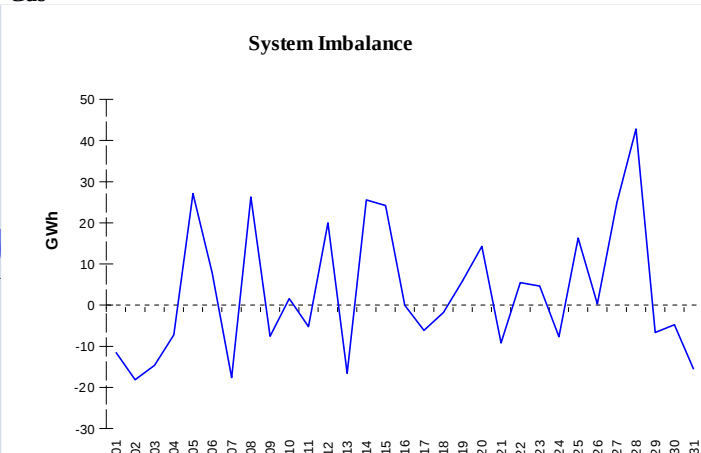


**IMBALANCES**
**Electricity**


	Volume (GWh)	Average Volume (MWh/hod)
Positive Imbalance	135,85	182,8
Negative Imbalance	-96,90	-130,4
Total Cost of Balancing Energy (CZK):		44 115 950,30

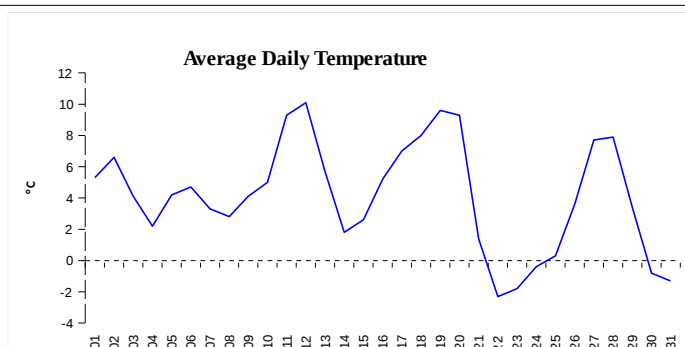
**Gas**


	Volume (GWh)
Positive Imbalance	548,08
Negative Imbalance	-451,08
Daily positive balancing volume	139,48
Daily negative balancing volume	-39,04

**REGISTRATION DATA**

Registered Market Participants - electricity and gas	32 083
Balance responsible party - electricity	121
Balance responsible party - gas	95

Changes of Supplier	31 806
Total Amount of Registered delivery points	6 110 378

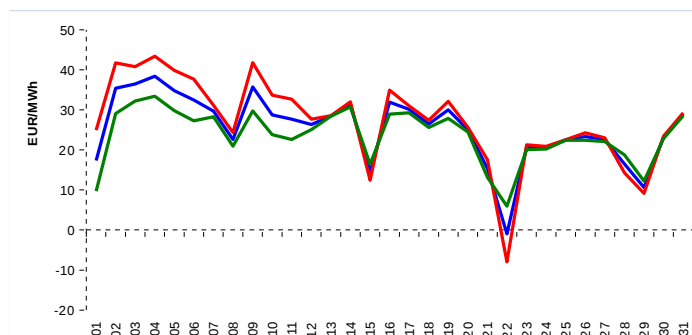


Changes of Supplier	13 662
Total Amount of Registered delivery points	1 393 394

**SHORT-TERM MARKETS**

Electricity	Volume (MWh)	Average Price
Block Market	144,0	606,00 CZK/MWh
Day-Ahead M. - Sell	1 821 055,0	
Day-Ahead M. - Purchase	1 237 947,8	25,39 EUR/MWh
IM	378 904,8	26,36 EUR/MWh
IM - block contracts	140,0	54,45 EUR/MWh

Gas	Volume (MWh)	Average Price (EUR/MWh)
IM	371 741,1	9,11

**SPOT MARKET INDEX**


— SPOT MARKET BASE LOAD INDEX  
— SPOT MARKET PEAK LOAD INDEX  
— SPOT MARKET OFFPEAK LOAD INDEX

**Emission Allowance Trading**

Transaction Type	Volume of Units	No. of Transactions
Allowances	32 219 942	134
Kyoto Units	27 803	2
<b>Sum</b>	<b>32 247 745</b>	<b>136</b>

**Note:**

The data is valid to the last day of the calendar month and may vary according to the version of the settlement of imbalances. The point of delivery and transfer registered in the OTE's system in case of the first change of supplier. Number of changes of supplier reflects the total number of delivery points, on which change of supplier occurred. More Information is available on <http://www.ote-cr.cz>