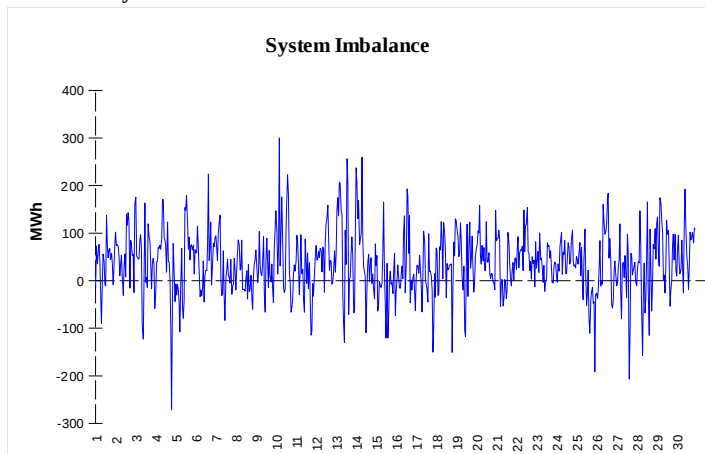
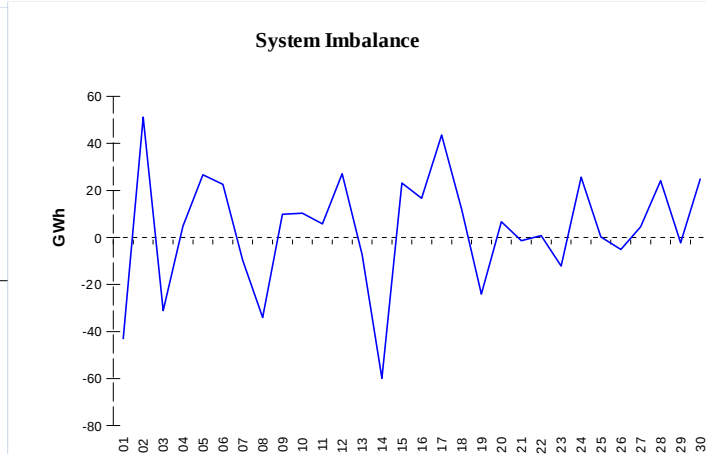


**IMBALANCES**
**Electricity**


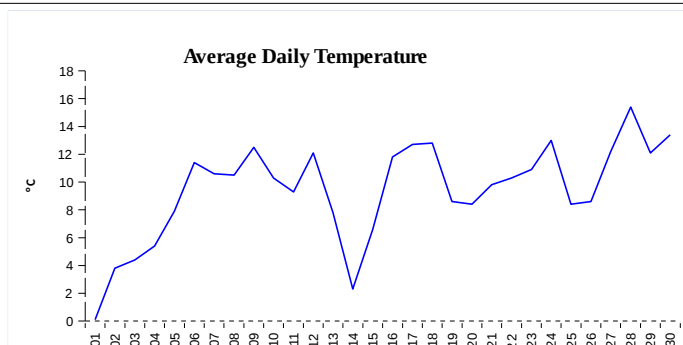
	Volume (GWh)	Average Volume (MWh/hod)
Positive Imbalance	106,80	148,3
Negative Imbalance	-80,42	-111,7
Total Cost of Balancing Energy (CZK):		40 449 947,10

**Gas**


	Volume (GWh)
Positive Imbalance	590,02
Negative Imbalance	-479,34
Daily positive balancing volume	148,09
Daily negative balancing volume	-62,32

**REGISTRATION DATA**

Registered Market Participants - electricity and gas	32 118
Balance responsible party - electricity	119
Balance responsible party - gas	97



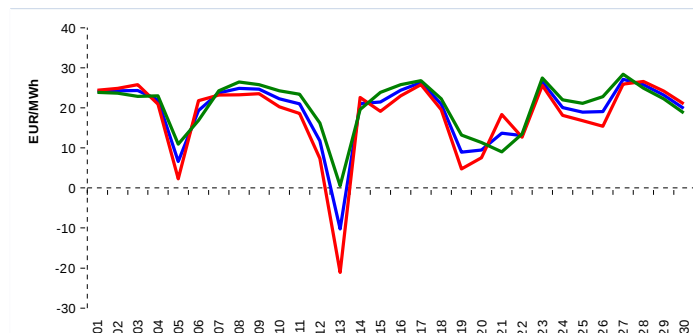
Changes of Supplier	32 198
Total Amount of Registered delivery points	6 113 049

Changes of Supplier	16 772
Total Amount of Registered delivery points	2 516 016

**SHORT-TERM MARKETS**

Electricity	Volume (MWh)	Average Price
Block Market	72,0	695,00 CZK/MWh
Day-Ahead M. - Sell	1 562 292,6	
Day-Ahead M. - Purchase	1 132 114,0	19,28 EUR/MWh
IM	373 391,8	20,52 EUR/MWh
IM - block contracts	907,0	-9,46 EUR/MWh

Gas	Volume (MWh)	Average Price (EUR/MWh)
IM	475 856,5	7,40

**SPOT MARKET INDEX**


— SPOT MARKET BASE LOAD INDEX  
— SPOT MARKET PEAK LOAD INDEX  
— SPOT MARKET OFFPEAK LOAD INDEX

**Emission Allowance Trading**

Transaction Type	Volume of Units	No. of Transactions
Allowances	31 979 039	176
Kyoto Units	127 350	16
<b>Sum</b>	<b>32 106 389</b>	<b>192</b>

**Note:**

The data is valid to the last day of the calendar month and may vary according to the version of the settlement of imbalances. The point of delivery and transfer registered in the OTE's system in case of the first change of supplier. Number of changes of supplier reflects the total number of delivery points, on which change of supplier occurred. More Information is available on <http://www.ote-cr.cz>