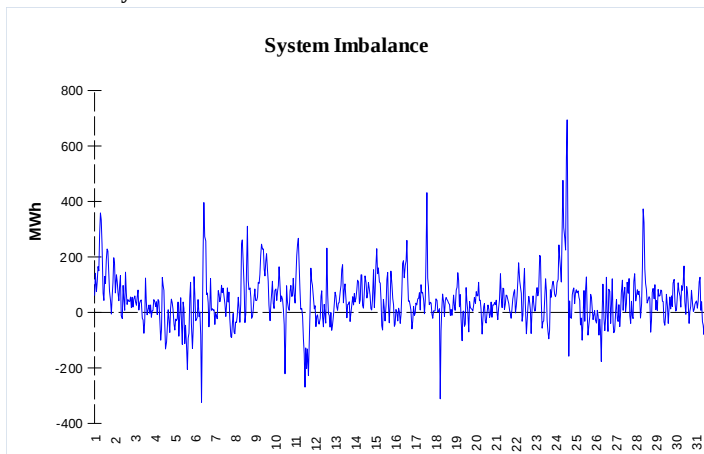
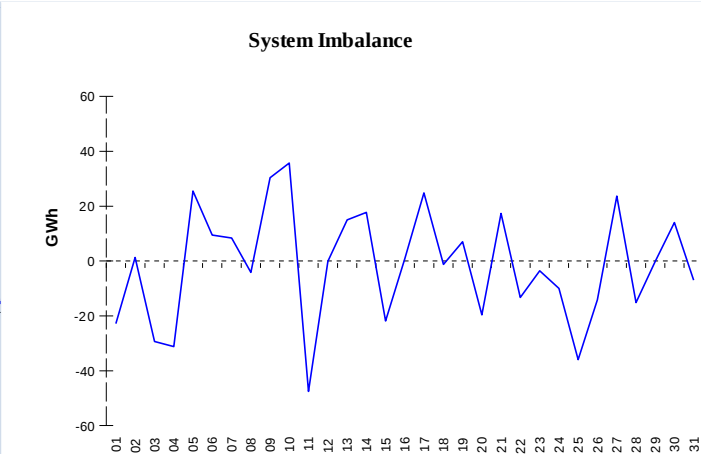


IMBALANCES
Electricity


	Volume (GWh)	Average Volume (MWh/hod)
Positive Imbalance	109,17	146,7
Negative Imbalance	-76,28	-102,5
Total Cost of Balancing Energy (CZK):		41 756 694,80

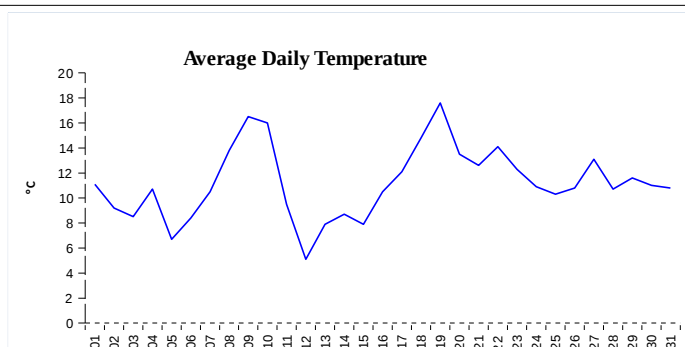
Gas


	Volume (GWh)
Positive Imbalance	489,66
Negative Imbalance	-535,99
Daily positive balancing volume	119,01
Daily negative balancing volume	-116,74

REGISTRATION DATA

Registered Market Participants - electricity and gas	32 170
Balance responsible party - electricity	118
Balance responsible party - gas	96

Changes of Supplier	30 066
Total Amount of Registered delivery points	6 117 802

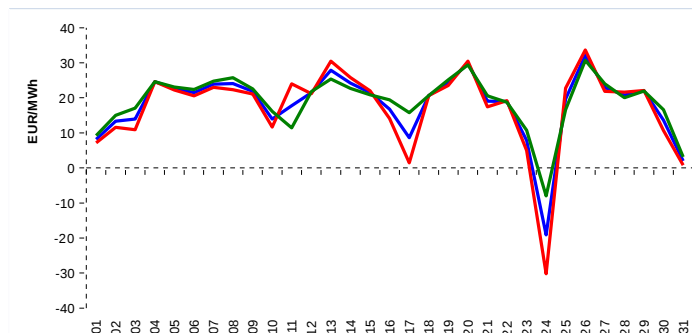


Changes of Supplier	18 124
Total Amount of Registered delivery points	2 515 182

SHORT-TERM MARKETS

Electricity	Volume (MWh)	Average Price
Block Market	36,0	549,00 CZK/MWh
Day-Ahead M. - Sell	1 747 256,1	
Day-Ahead M. - Purchase	1 206 986,5	18,09 EUR/MWh
IM	338 644,4	20,25 EUR/MWh
IM - block contracts	490,0	19,00 EUR/MWh

Gas	Volume (MWh)	Average Price (EUR/MWh)
IM	576 619,9	5,89

SPOT MARKET INDEX


— SPOT MARKET BASE LOAD INDEX
— SPOT MARKET PEAK LOAD INDEX
— SPOT MARKET OFFPEAK LOAD INDEX

Emission Allowance Trading

Transaction Type	Volume of Units	No. of Transactions
Allowances	27 228 820	42
Kyoto Units	14 000	2
Sum	27 242 820	44

Note:

The data is valid to the last day of the calendar month and may vary according to the version of the settlement of imbalances. The point of delivery and transfer registered in the OTE's system in case of the first change of supplier. Number of changes of supplier reflects the total number of delivery points, on which change of supplier occurred. More Information is available on <http://www.ote-cr.cz>