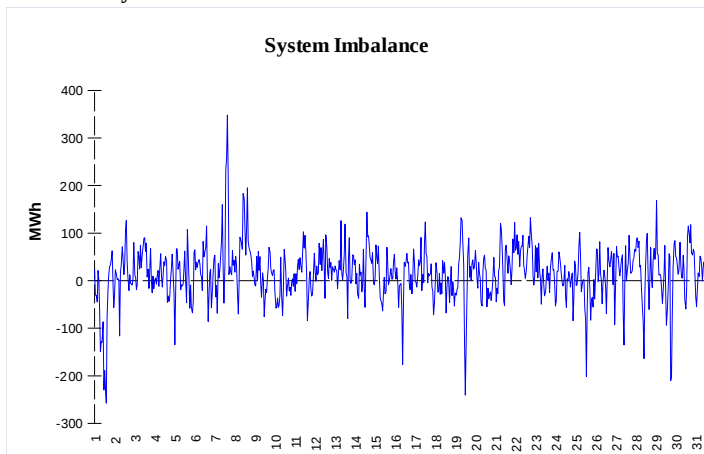
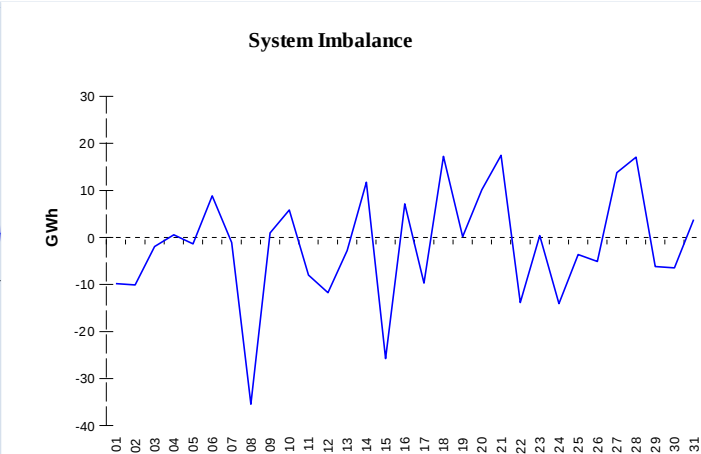


IMBALANCES
Electricity


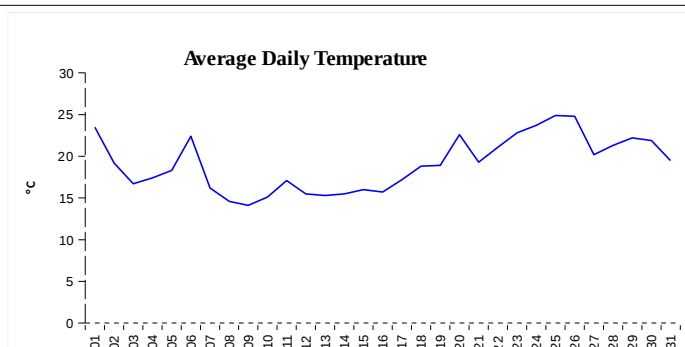
	Volume (GWh)	Average Volume (MWh/hod)
Positive Imbalance	93,24	125,3
Negative Imbalance	-80,97	-108,8
Total Cost of Balancing Energy (CZK):		34 517 200,40

Gas


	Volume (GWh)
Positive Imbalance	326,12
Negative Imbalance	-377,79
Daily positive balancing volume	23,54
Daily negative balancing volume	-71,26

REGISTRATION DATA

Registered Market Participants - electricity and gas	31 832
Balance responsible party - electricity	121
Balance responsible party - gas	98



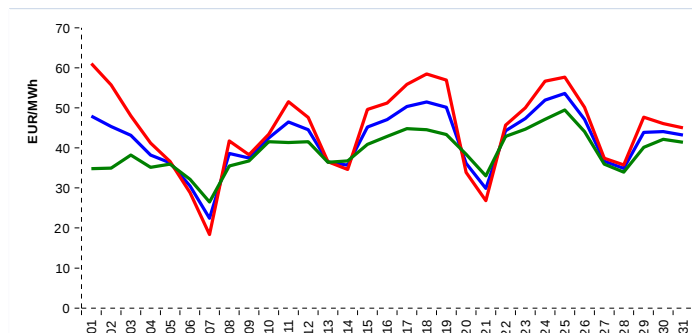
Changes of Supplier	30 084
Total Amount of Registered delivery points	5 550 455

Changes of Supplier	14 771
Total Amount of Registered delivery points	1 362 340

SHORT-TERM MARKETS

Electricity	Volume (MWh)	Average Price
Block Market	768,0	120,25 CZK/MWh
Day-Ahead M. - Sell	1 567 310,1	42,02 EUR/MWh
Day-Ahead M. - Purchase	1 099 030,7	42,02 EUR/MWh
IM	51 902,8	46,45 EUR/MWh
IM - block contracts	2 356,0	62,23 EUR/MWh

Gas	Volume (MWh)	Average Price (EUR/MWh)
IM	233 012,2	11,82

SPOT MARKET INDEX


— SPOT MARKET BASE LOAD INDEX
— SPOT MARKET PEAK LOAD INDEX
— SPOT MARKET OFFPEAK LOAD INDEX

Emission Allowance Trading

Transaction Type	Volume of Units	No. of Transactions
Allowances	10 263 751	31
Kyoto Units	19 202	3
Sum	10 282 953	34

Note:

The data is valid to the last day of the calendar month and may vary according to the version of the settlement of imbalances. The point of delivery and transfer registered in the OTE's system in case of the first change of supplier. Number of changes of supplier reflects the total number of delivery points, on which change of supplier occurred. More Information is available on <http://www.ote-cr.cz>