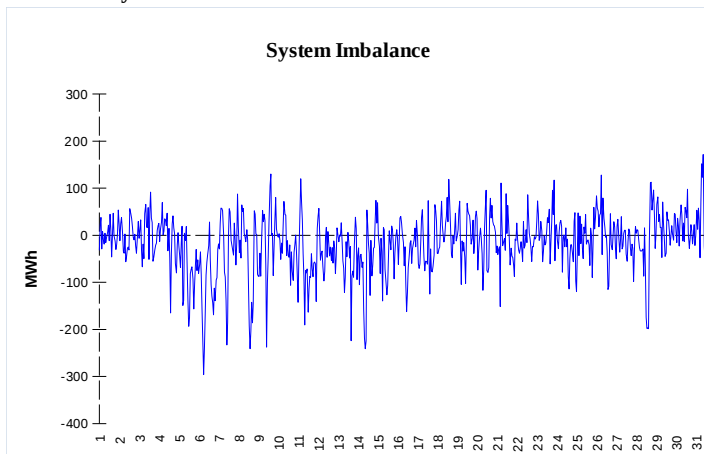
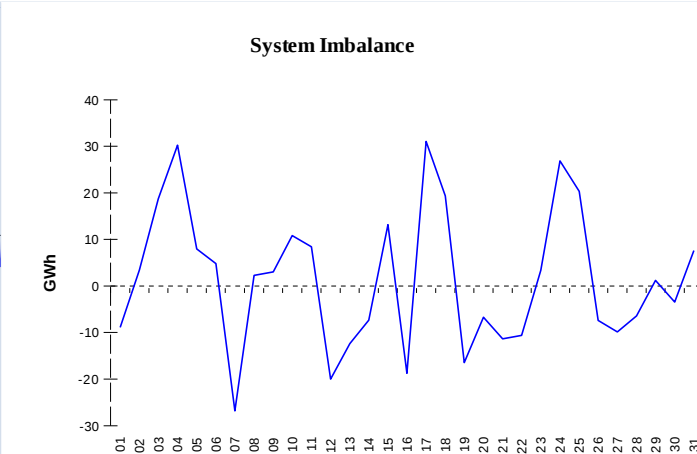


IMBALANCES
Electricity


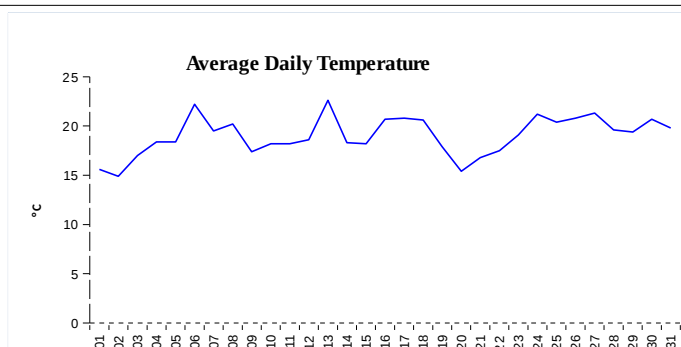
	Volume (GWh)	Average Volume (MWh/hod)
Positive Imbalance	81,48	109,5
Negative Imbalance	-95,41	-128,2
Total Cost of Balancing Energy (CZK):		81 296 984,34

Gas


	Volume (GWh)
Positive Imbalance	433,49
Negative Imbalance	-387,27
Daily positive balancing volume	83,54
Daily negative balancing volume	-56,83

REGISTRATION DATA

Registered Market Participants - electricity and gas	32 662
Balance responsible party - electricity	117
Balance responsible party - gas	110



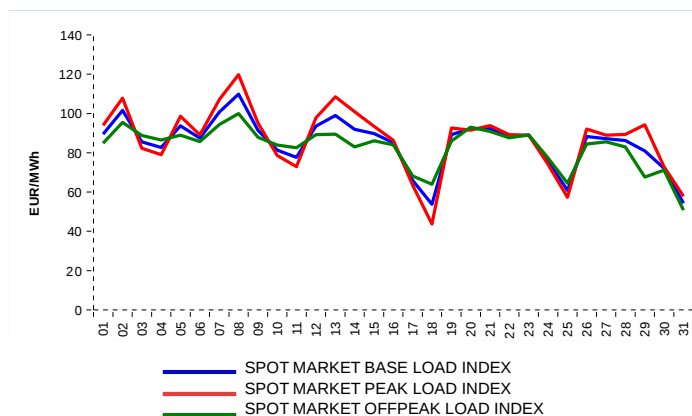
Changes of Supplier	33 513
Total Amount of Registered delivery points	6 177 539

Changes of Supplier	15 720
Total Amount of Registered delivery points	2 812 919

SHORT-TERM MARKETS

Electricity	Volume (MWh)	Average Price
Block Market	0,0	0,00 CZK/MWh
Day-Ahead M. - Sell	1 603 236,5	
Day-Ahead M. - Purchase	1 034 547,9	85,07 EUR/MWh
IM	384 698,0	86,83 EUR/MWh
IM - block contracts	312,0	85,00 EUR/MWh

Gas	Volume (MWh)	Average Price (EUR/MWh)
IM	238 533,3	36,41

SPOT MARKET INDEX

Emission Allowance Trading

Transaction Type	Volume of Units	No. of Transactions
Allowances	11 450 296	64
Aviation Allowances	0	0
Sum	11 450 296	64

Note:

The data is valid to the last day of the calendar month and may vary according to the version of the settlement of imbalances.
The point of delivery and transfer registered in the OTE's system in case of the first change of supplier. Number of changes of supplier reflects the total number of delivery points, on which change of supplier occurred.
More Information is available on <http://www.ote-cr.cz>