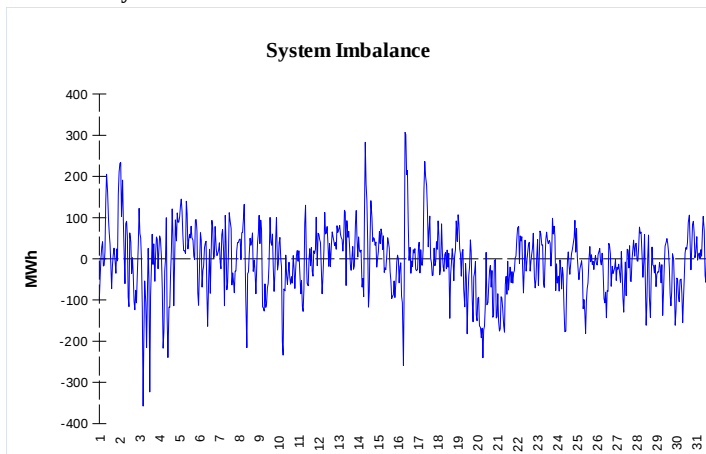
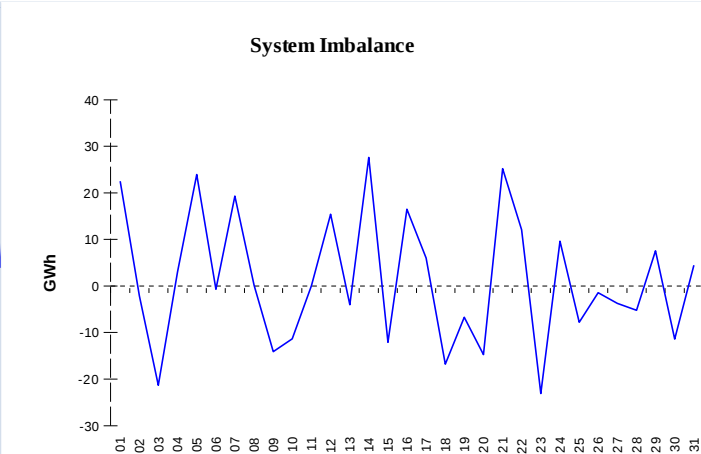


IMBALANCES
Electricity


	Volume (GWh)	Average Volume (MWh/hod)
Positive Imbalance	94,25	126,7
Negative Imbalance	-98,30	-132,1
Total Cost of Balancing Energy (CZK):		269 948 984,59

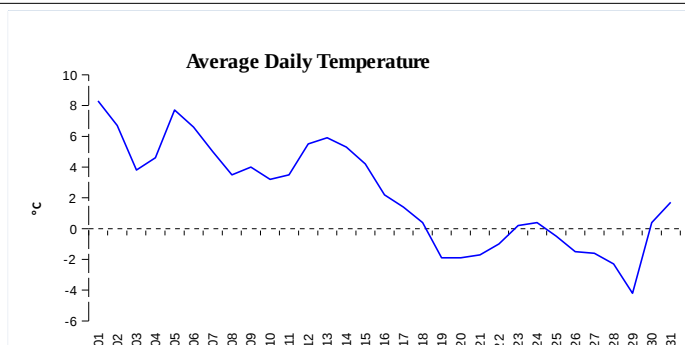
Gas


	Volume (GWh)
Positive Imbalance	429,67
Negative Imbalance	-392,94
Daily positive balancing volume	93,66
Daily negative balancing volume	-25,80

REGISTRATION DATA

Registered Market Participants - electricity and gas	33 476
Balance responsible party - electricity	132
Balance responsible party - gas	122

Changes of Supplier	106 227
Total Amount of Registered delivery points	6 246 249

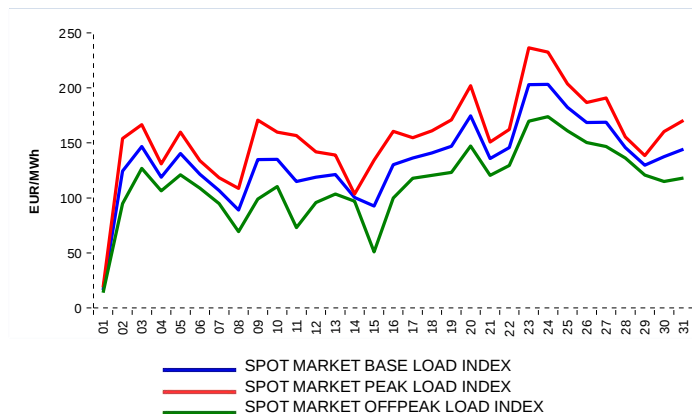


Changes of Supplier	39 073
Total Amount of Registered delivery points	2 777 797

SHORT-TERM MARKETS

Electricity	Volume (MWh)	Average Price
Block Market	0,0	0,00 CZK/MWh
Day-Ahead M. - Sell	2 542 155,9	134,68 EUR/MWh
Day-Ahead M. - Purchase	1 270 744,8	134,68 EUR/MWh
IM	398 116,8	143,99 EUR/MWh
IM - block contracts	0,0	0,00 EUR/MWh

Gas	Volume (MWh)	Average Price (EUR/MWh)
IM	502 154,4	64,34

SPOT MARKET INDEX

Emission Allowance Trading

Transaction Type	Volume of Units	No. of Transactions
Allowances	6 539 510	76
Aviation Allowances	138 029	1
Sum	6 677 539	77

Note:

The data is valid to the last day of the calendar month and may vary according to the version of the settlement of imbalances. The point of delivery and transfer registered in the OTE's system in case of the first change of supplier. Number of changes of supplier reflects the total number of delivery points, on which change of supplier occurred. More Information is available on <http://www.ote-cr.cz>