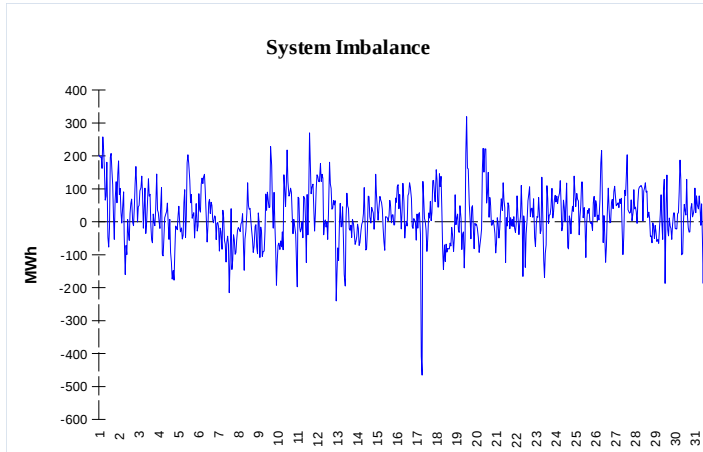


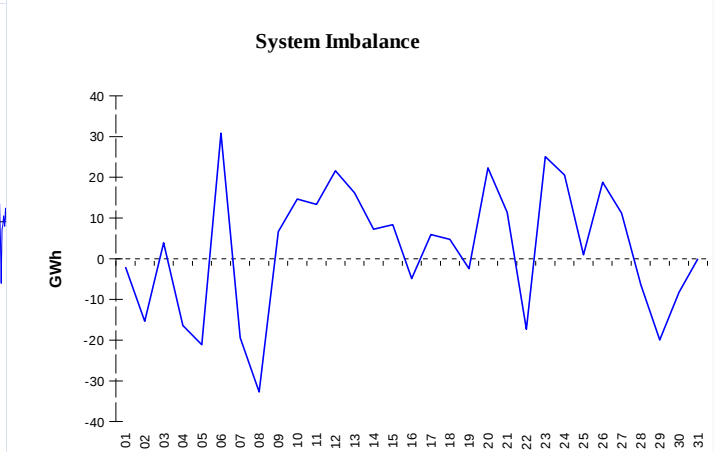
**IMBALANCES**

**Electricity**



	Volume (GWh)	Average Volume (MWh/hod)
Positive Imbalance	108,16	145,4
Negative Imbalance	-93,73	-126,0
Total Cost of Balancing Energy (CZK):		445 689 645,59

**Gas**

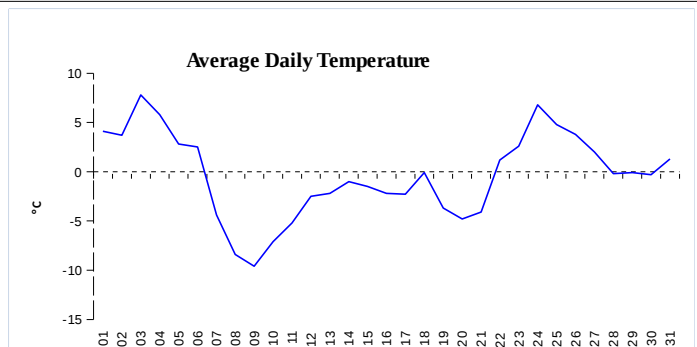


	Volume (GWh)
Positive Imbalance	491,72
Negative Imbalance	-414,27
Daily positive balancing volume	50,79
Daily negative balancing volume	-101,00

**REGISTRATION DATA**

Registered Market Participants - electricity and gas	34 173
Balance responsible party - electricity	146
Balance responsible party - gas	133

Changes of Supplier	141 240
Total Amount of Registered delivery points	6 329 523



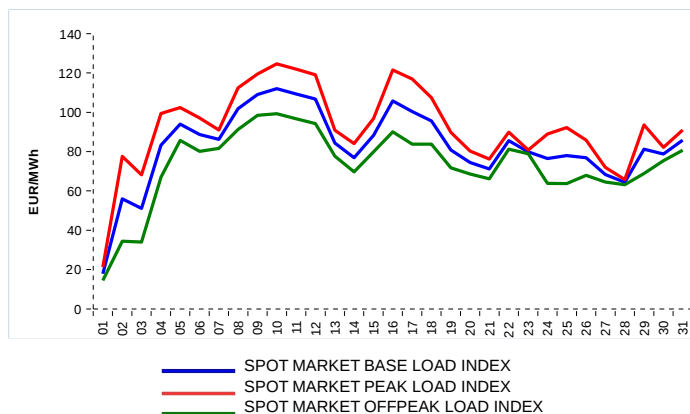
Changes of Supplier	43 543
Total Amount of Registered delivery points	2 749 997

**SHORT-TERM MARKETS**

Electricity	Volume (MWh)	Average Price
Day-Ahead M. - Sell	2 169 957,6	82,89 EUR/MWh
Day-Ahead M. - Purchase	1 544 903,1	
IM	530 731,6	89,94 EUR/MWh
IM - block contracts	192,0	112,03 EUR/MWh

Gas	Volume (MWh)	Average Price (EUR/MWh)
IM	546 995,9	32,82

**SPOT MARKET INDEX**



**Emission Allowance Trading**

Transaction Type	Volume of Units	No. of Transactions
Allowances	1 533 173	96
Aviation Allowances	88 000	4
<b>Sum</b>	<b>1 621 173</b>	<b>99</b>

**Note:**

The data is valid to the last day of the calendar month and may vary according to the version of the settlement of imbalances. The point of delivery and transfer registered in the OTE's system in case of the first change of supplier. Number of changes of supplier reflects the total number of delivery points, on which change of supplier occurred. More Information is available on <http://www.ote-cr.cz>