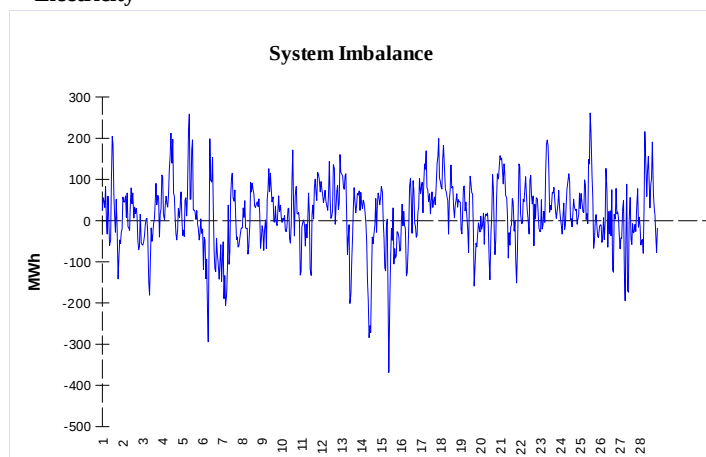
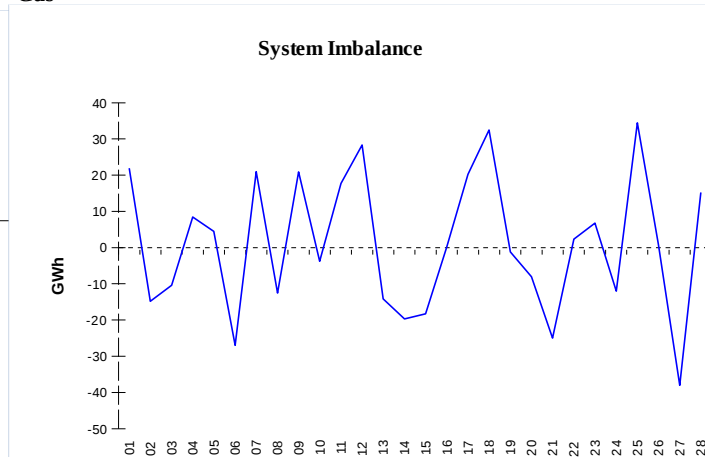


IMBALANCES
Electricity


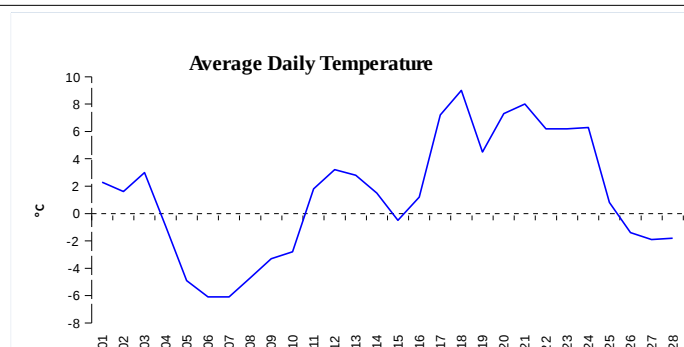
| | Volume (GWh) | Average Volume (MWh/hod) |
|---------------------------------------|--------------|--------------------------|
| Positive Imbalance | 74,68 | 111,1 |
| Negative Imbalance | -64,45 | -95,9 |
| Total Cost of Balancing Energy (CZK): | | 139 195 725,58 |

Gas


| | Volume (GWh) |
|---------------------------------|--------------|
| Positive Imbalance | 443,57 |
| Negative Imbalance | -413,25 |
| Daily positive balancing volume | 69,93 |
| Daily negative balancing volume | -39,69 |

REGISTRATION DATA

| | |
|--|--------|
| Registered Market Participants - electricity and gas | 33 531 |
| Balance responsible party - electricity | 135 |
| Balance responsible party - gas | 125 |



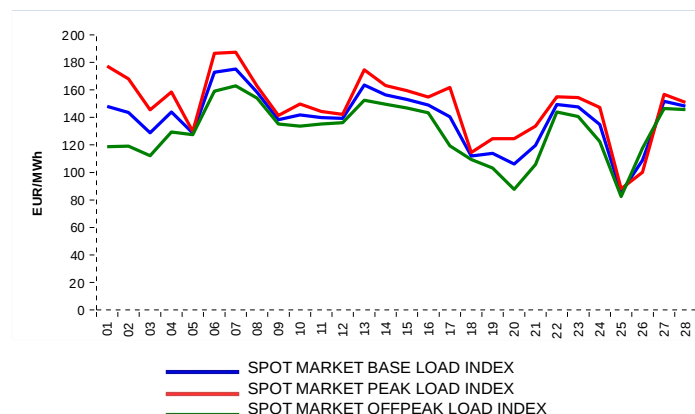
| | |
|--|-----------|
| Changes of Supplier | 21 228 |
| Total Amount of Registered delivery points | 6 252 234 |

| | |
|--|-----------|
| Changes of Supplier | 8 311 |
| Total Amount of Registered delivery points | 2 775 402 |

SHORT-TERM MARKETS

| Electricity | Volume (MWh) | Average Price |
|-------------------------|--------------|----------------|
| Block Market | 0,0 | 0,00 CZK/MWh |
| Day-Ahead M. - Sell | 1 995 908,0 | |
| Day-Ahead M. - Purchase | 1 130 977,8 | 139,20 EUR/MWh |
| IM | 422 823,3 | 142,94 EUR/MWh |
| IM - block contracts | 0,0 | 0,00 EUR/MWh |

| Gas | Volume (MWh) | Average Price (EUR/MWh) |
|-----|--------------|-------------------------|
| IM | 536 506,9 | 55,47 |

SPOT MARKET INDEX

Emission Allowance Trading

| Transaction Type | Volume of Units | No. of Transactions |
|---------------------|-------------------|---------------------|
| Allowances | 22 112 600 | 86 |
| Aviation Allowances | 91 000 | 1 |
| Sum | 22 203 600 | 87 |

Note:

The data is valid to the last day of the calendar month and may vary according to the version of the settlement of imbalances. The point of delivery and transfer registered in the OTE's system in case of the first change of supplier. Number of changes of supplier reflects the total number of delivery points, on which change of supplier occurred. More Information is available on <http://www.ote-cr.cz>