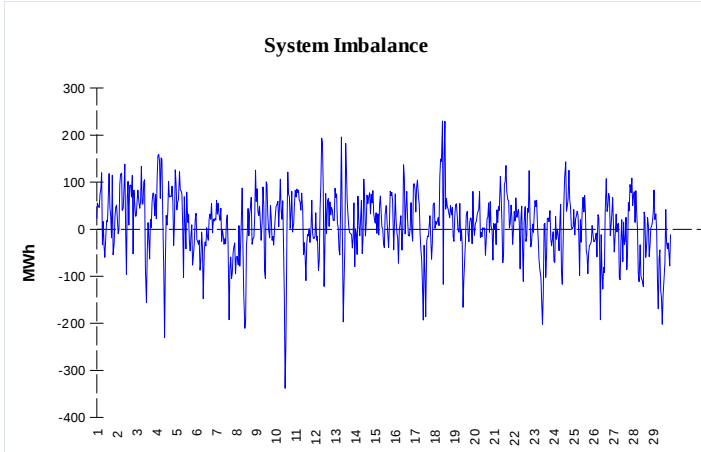


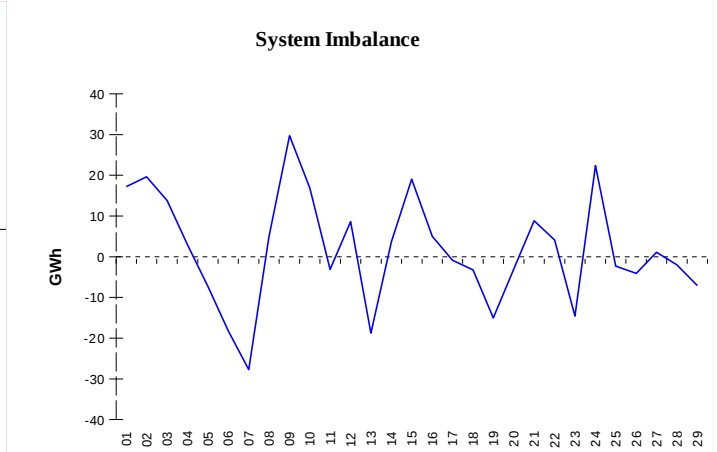
IMBALANCES

Electricity



	Volume (GWh)	Average Volume (MWh/hod)
Positive Imbalance	76,70	110,2
Negative Imbalance	-70,09	-100,7
Total Cost of Balancing Energy (CZK):		134 399 380,96

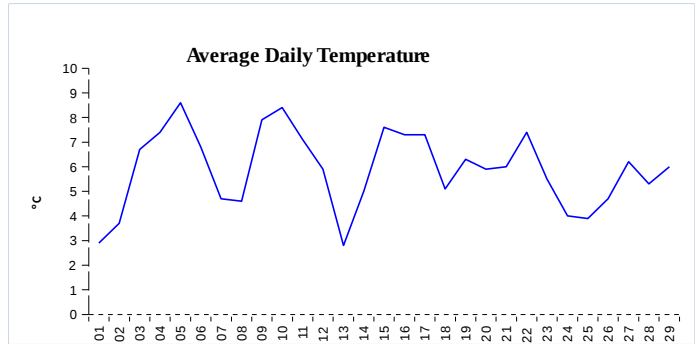
Gas



	Volume (GWh)
Positive Imbalance	333,12
Negative Imbalance	-282,35
Daily positive balancing volume	67,92
Daily negative balancing volume	-6,55

REGISTRATION DATA

Registered Market Participants - electricity and gas	34 241
Balance responsible party - electricity	145
Balance responsible party - gas	137



Changes of Supplier	37 885
Total Amount of Registered delivery points	6 332 500

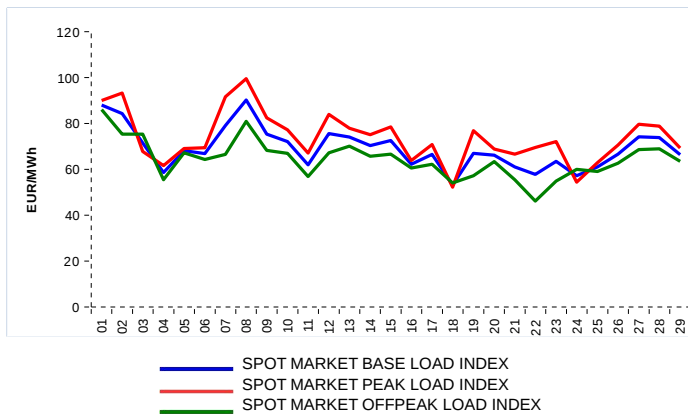
Changes of Supplier	14 086
Total Amount of Registered delivery points	2 747 477

SHORT-TERM MARKETS

Electricity	Volume (MWh)	Average Price
Day-Ahead M. - Sell	1 794 811,8	69,13 EUR/MWh
Day-Ahead M. - Purchase	1 463 099,8	
IM	491 315,2	70,11 EUR/MWh
IM - block contracts	960,0	200,00 EUR/MWh

Gas	Volume (MWh)	Average Price (EUR/MWh)
IM	265 860,1	28,14

SPOT MARKET INDEX



Emission Allowance Trading

Transaction Type	Volume of Units	No. of Transactions
Allowances	1 556 298	102
Aviation Allowances	29 546	5
Sum	1 585 844	107

Note:

The data is valid to the last day of the calendar month and may vary according to the version of the settlement of imbalances. The point of delivery and transfer registered in the OTE's system in case of the first change of supplier. Number of changes of supplier reflects the total number of delivery points, on which change of supplier occurred. More Information is available on <http://www.ote-cr.cz>