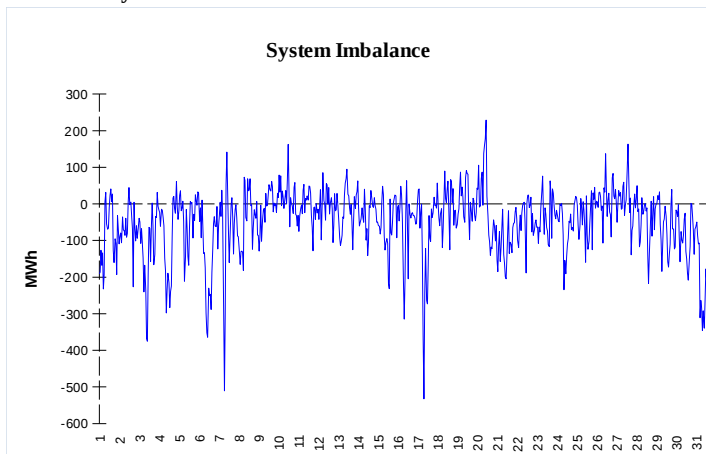


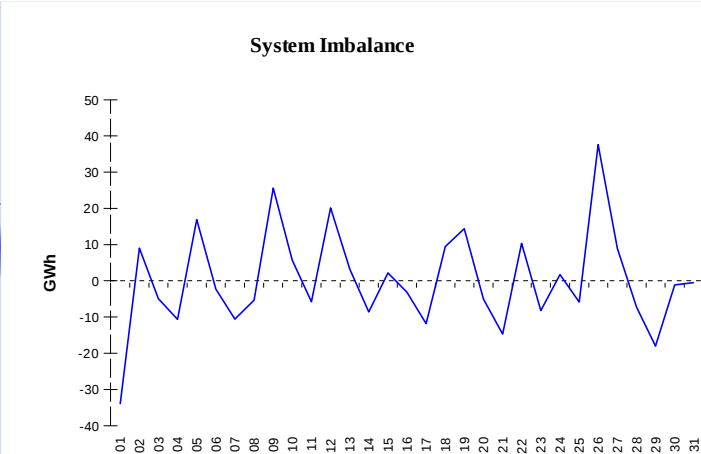
IMBALANCES

Electricity



	Volume (GWh)	Average Volume (MWh/hod)
Positive Imbalance	89,56	120,5
Negative Imbalance	-125,91	-169,5
Total Cost of Balancing Energy (CZK):		435 579 391,60

Gas

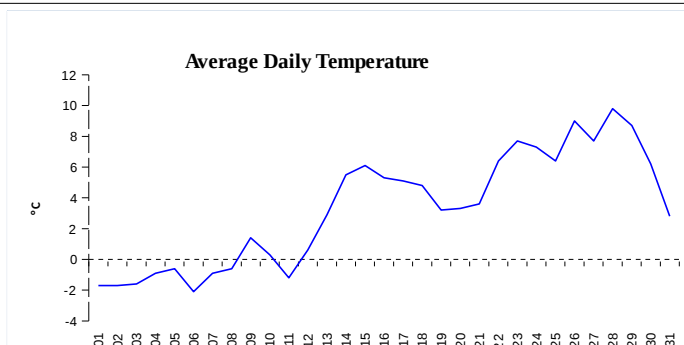


	Volume (GWh)
Positive Imbalance	403,74
Negative Imbalance	-396,36
Daily positive balancing volume	69,24
Daily negative balancing volume	-38,88

REGISTRATION DATA

Registered Market Participants - electricity and gas	32 958
Balance responsible party - electricity	121
Balance responsible party - gas	115

Changes of Supplier	37 294
Total Amount of Registered delivery points	6 206 491



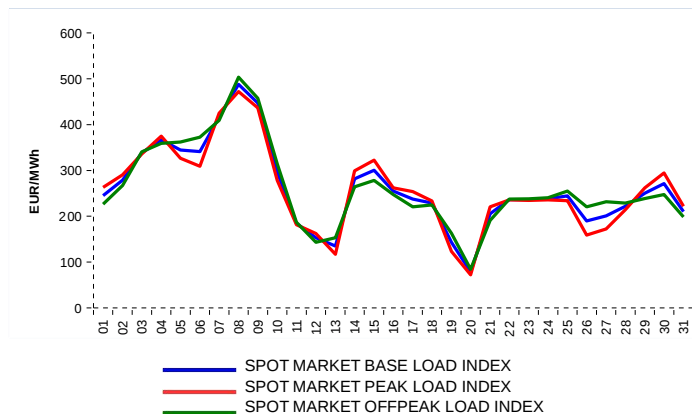
Changes of Supplier	17 968
Total Amount of Registered delivery points	2 813 514

SHORT-TERM MARKETS

Electricity	Volume (MWh)	Average Price
Block Market	0,0	0,00 CZK/MWh
Day-Ahead M. - Sell	2 257 005,7	260,15 EUR/MWh
Day-Ahead M. - Purchase	983 895,4	264,52 EUR/MWh
IM	544 619,3	137,78 EUR/MWh
IM - block contracts	21,0	137,78 EUR/MWh

Gas	Volume (MWh)	Average Price (EUR/MWh)
IM	283 488,5	124,52

SPOT MARKET INDEX



Emission Allowance Trading

Transaction Type	Volume of Units	No. of Transactions
Allowances	53 959 644	161
Aviation Allowances	0	0
<b>Sum</b>	<b>53 959 644</b>	<b>161</b>

Note:

The data is valid to the last day of the calendar month and may vary according to the version of the settlement of imbalances. The point of delivery and transfer registered in the OTE's system in case of the first change of supplier. Number of changes of supplier reflects the total number of delivery points, on which change of supplier occurred. More Information is available on <http://www.ote-cr.cz>