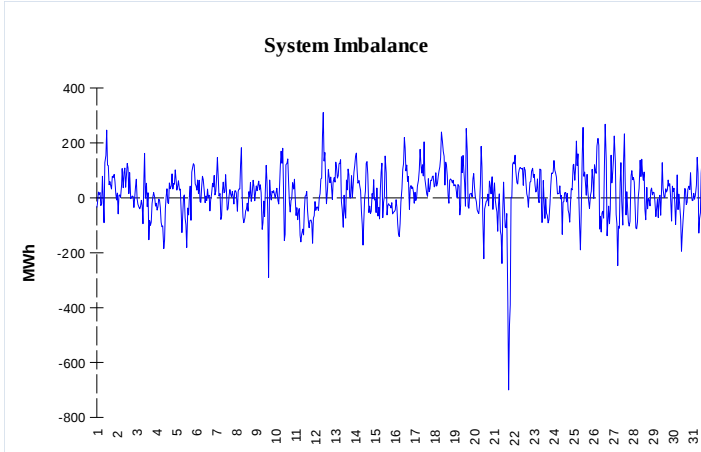


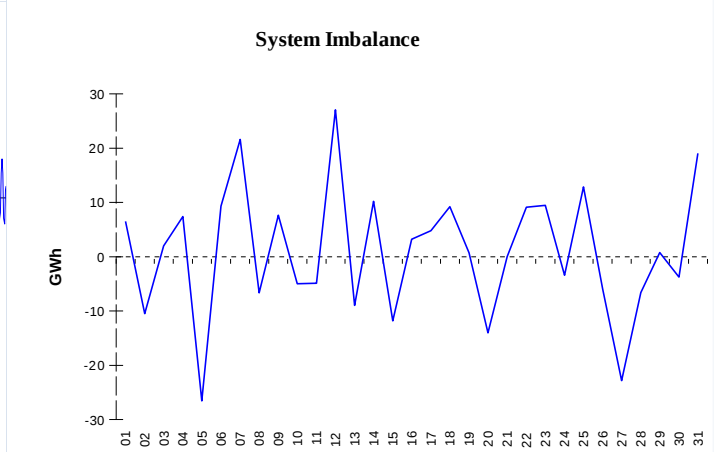
IMBALANCES

Electricity



	Volume (GWh)	Average Volume (MWh/hod)
Positive Imbalance	86,51	116,4
Negative Imbalance	-73,87	-99,4
Total Cost of Balancing Energy (CZK):		313 366 240,37

Gas

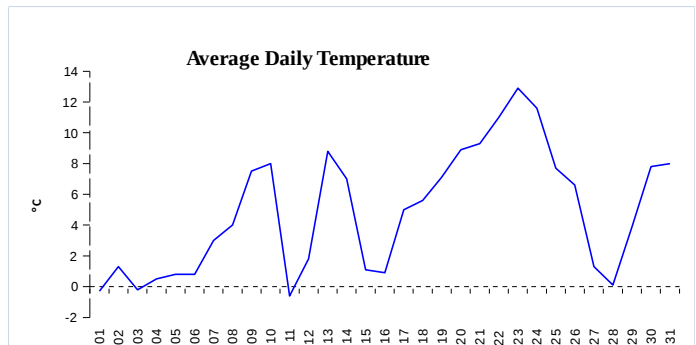


	Volume (GWh)
Positive Imbalance	391,20
Negative Imbalance	-361,12
Daily positive balancing volume	34,23
Daily negative balancing volume	-23,17

REGISTRATION DATA

Registered Market Participants - electricity and gas	33 596
Balance responsible party - electricity	136
Balance responsible party - gas	125

Changes of Supplier	23 170
Total Amount of Registered delivery points	6 260 739



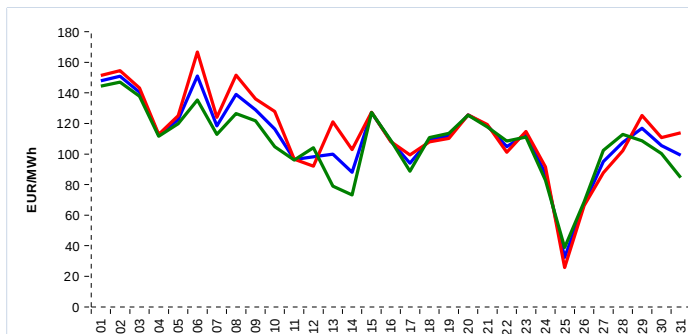
Changes of Supplier	6 732
Total Amount of Registered delivery points	2 772 344

SHORT-TERM MARKETS

Electricity	Volume (MWh)	Average Price
Day-Ahead M. - Sell	1 916 548,5	110,83 EUR/MWh
Day-Ahead M. - Purchase	1 333 050,4	
IM	493 036,5	116,90 EUR/MWh
IM - block contracts	48,0	100,00 EUR/MWh

Gas	Volume (MWh)	Average Price (EUR/MWh)
IM	381 836,4	46,67

SPOT MARKET INDEX



— SPOT MARKET BASE LOAD INDEX  
— SPOT MARKET PEAK LOAD INDEX  
— SPOT MARKET OFFPEAK LOAD INDEX

Emission Allowance Trading

Transaction Type	Volume of Units	No. of Transactions
Allowances	89 856 869	184
Aviation Allowances	311 173	5
<b>Sum</b>	<b>90 168 042</b>	<b>187</b>

Note:

The data is valid to the last day of the calendar month and may vary according to the version of the settlement of imbalances. The point of delivery and transfer registered in the OTE's system in case of the first change of supplier. Number of changes of supplier reflects the total number of delivery points, on which change of supplier occurred. More Information is available on <http://www.ote-cr.cz>