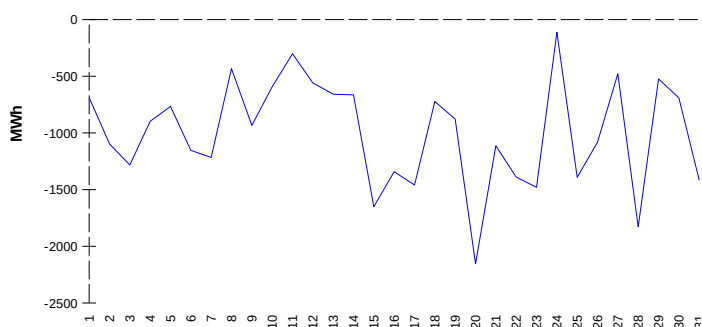


**IMBALANCES**

**Electricity**

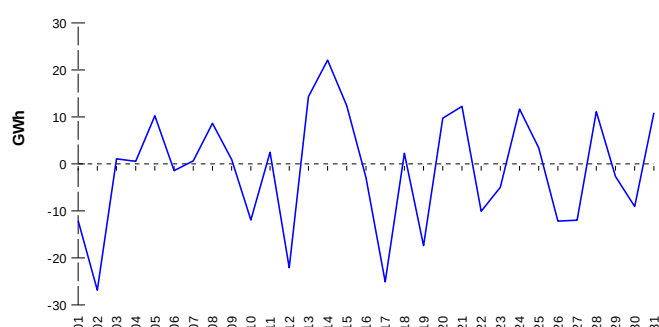
**System Imbalance (total volume by days)**



	Volume (GWh)	Average Volume (MWh/hour)
Positive Imbalance	121,59	40,9
Negative Imbalance	-152,54	-51,3
Total Cost of Balancing Energy (CZK):		105 869 706,91

**Gas**

**System Imbalance**



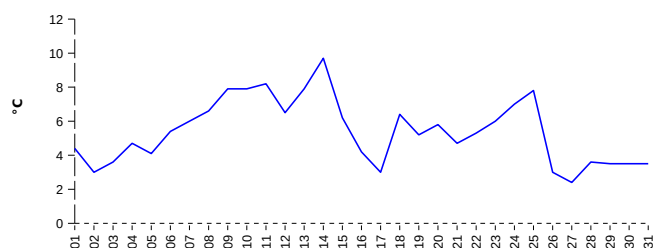
	Volume (GWh)
Positive Imbalance	364,13
Negative Imbalance	-400,41
Daily positive balancing volume	63,29
Daily negative balancing volume	-68,71

**REGISTRATION DATA**

Registered Market Participants - electricity and gas	35 764
Balance responsible party - electricity	170
Balance responsible party - gas	141

Changes of Supplier	34 078
Total Amount of Registered delivery points	6 556 665

**Average Daily Temperature**



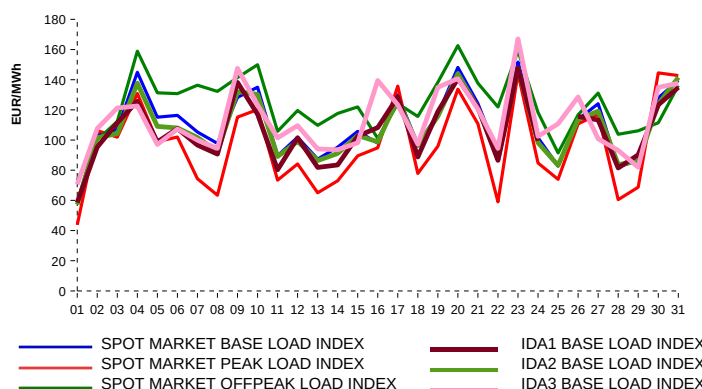
Changes of Supplier	11 626
Total Amount of Registered delivery points	2 695 014

**SHORT-TERM MARKETS**

Electricity	Volume (MWh)	Average Price
IDA - Sell	72 713,5	108,12 EUR/MWh
IDA - Purchase	53 931,8	
Day-Ahead M. - Sell	2 681 279,6	109,92 EUR/MWh
Day-Ahead M. - Purchase	2 095 669,2	
IM	711 687,0	111,21 EUR/MWh
IM - block contracts	0,0	0,00 EUR/MWh

Gas	Volume (MWh)	Average Price (EUR/MWh)
IM	331 239,8	54,42

**SPOT MARKET INDEX**



**REGISTRY FOR GREENHOUSE GAS EMISSION**

Transaction Type	Volume of Units	No. of Transactions
Allowances	4 261 881	102
Aviation Allowances	0	0
<b>Sum</b>	<b>4 261 881</b>	<b>102</b>

**Note:**  
 The data is valid to the last day of the calendar month and may vary according to the version of the settlement of imbalances.  
 The point of delivery and transfer registered in the OTE's system in case of the first change of supplier. Number of changes of supplier reflects the total number of delivery points, on which change of supplier occurred.  
 More Information is available on <http://www.ote-cr.cz>