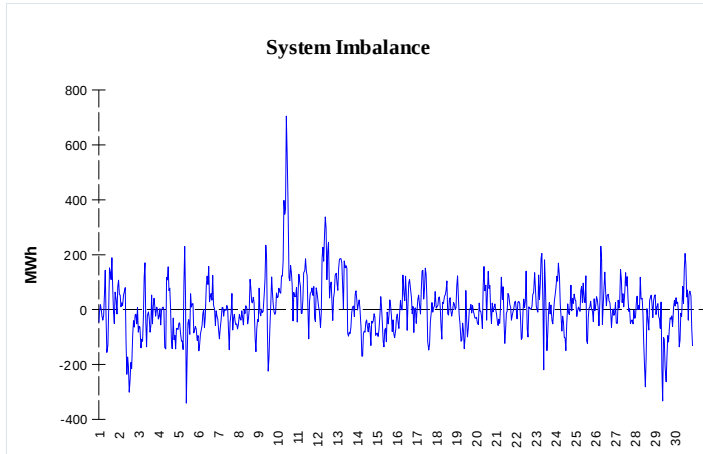


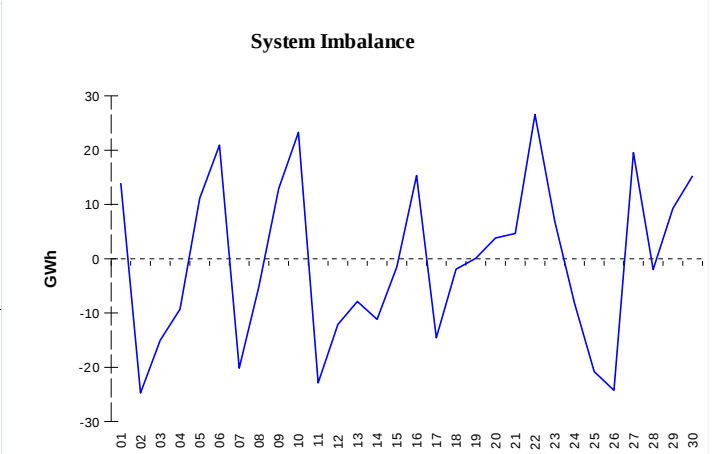
IMBALANCES

Electricity



	Volume (GWh)	Average Volume (MWh/hod)
Positive Imbalance	83,27	115,7
Negative Imbalance	-78,72	-109,3
Total Cost of Balancing Energy (CZK):		278 225 506,84

Gas

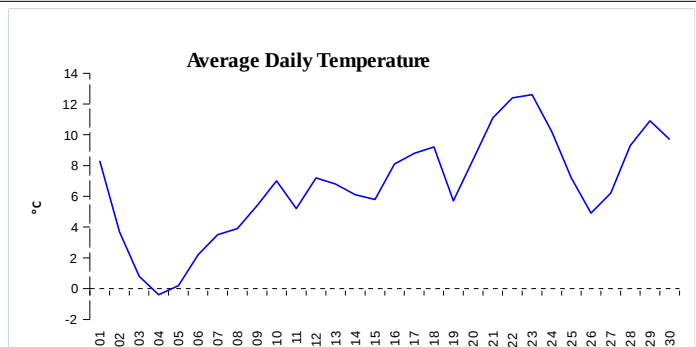


	Volume (GWh)
Positive Imbalance	372,67
Negative Imbalance	-390,53
Daily positive balancing volume	17,48
Daily negative balancing volume	-36,93

REGISTRATION DATA

Registered Market Participants - electricity and gas	33 638
Balance responsible party - electricity	134
Balance responsible party - gas	125

Changes of Supplier	20 818
Total Amount of Registered delivery points	6 267 823



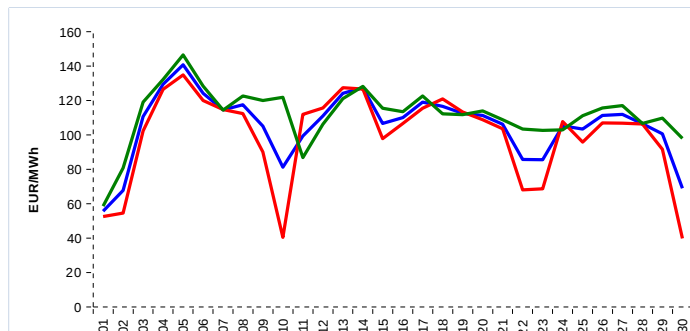
Changes of Supplier	6 669
Total Amount of Registered delivery points	2 769 004

SHORT-TERM MARKETS

Electricity	Volume (MWh)	Average Price
Day-Ahead M. - Sell	1 849 278,5	
Day-Ahead M. - Purchase	1 329 907,8	105,67 EUR/MWh
IM	517 980,4	102,14 EUR/MWh
IM - block contracts	654,0	84,54 EUR/MWh

Gas	Volume (MWh)	Average Price (EUR/MWh)
IM	490 124,3	45,10

SPOT MARKET INDEX



— SPOT MARKET BASE LOAD INDEX
— SPOT MARKET PEAK LOAD INDEX
— SPOT MARKET OFFPEAK LOAD INDEX

Emission Allowance Trading

Transaction Type	Volume of Units	No. of Transactions
Allowances	22 377 557	149
Aviation Allowances	175 000	8
Sum	22 552 557	157

Note:

The data is valid to the last day of the calendar month and may vary according to the version of the settlement of imbalances. The point of delivery and transfer registered in the OTE's system in case of the first change of supplier. Number of changes of supplier reflects the total number of delivery points, on which change of supplier occurred. More Information is available on <http://www.ote-cr.cz>