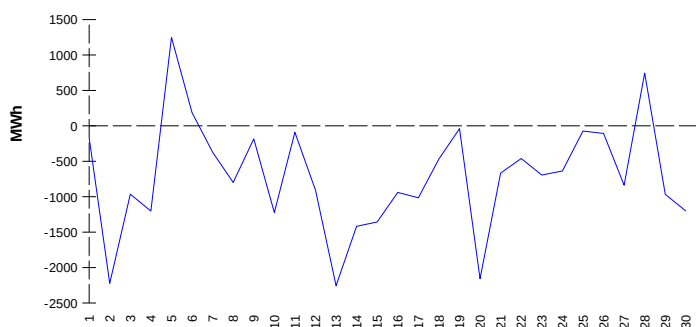


**IMBALANCES**

**Electricity**

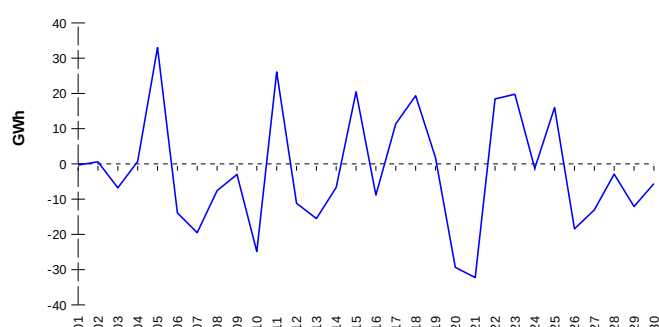
**System Imbalance (total volume by days)**



	Volume (GWh)	Average Volume (MWh/hour)
Positive Imbalance	142,48	49,5
Negative Imbalance	-163,73	-56,9
Total Cost of Balancing Energy (CZK):		122 149 939,48

**Gas**

**System Imbalance**



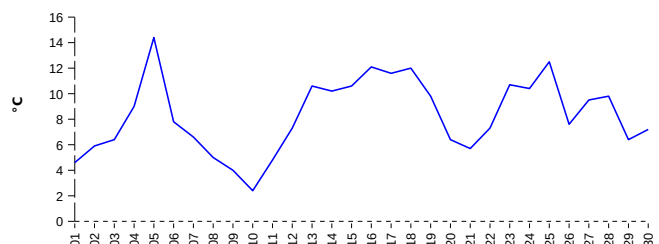
	Volume (GWh)
Positive Imbalance	356,36
Negative Imbalance	-422,06
Daily positive balancing volume	26,35
Daily negative balancing volume	-77,29

**REGISTRATION DATA**

Registered Market Participants - electricity and gas	35 801
Balance responsible party - electricity	172
Balance responsible party - gas	140

Changes of Supplier	39 656
Total Amount of Registered delivery points	6 558 653

**Average Daily Temperature**



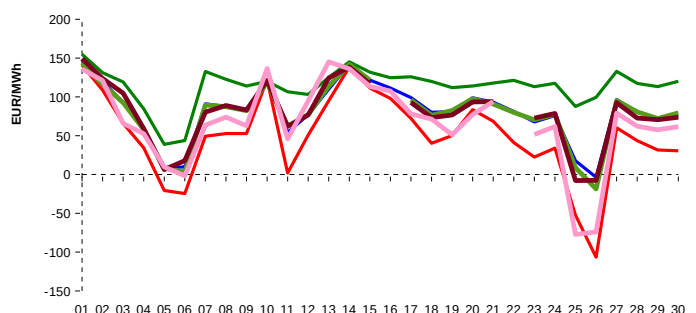
Changes of Supplier	15 171
Total Amount of Registered delivery points	2 692 054

**SHORT-TERM MARKETS**

Electricity	Volume (MWh)	Average Price
IDA - Sell	87 076,1	76,80 EUR/MWh
IDA - Purchase	57 654,6	
Day-Ahead M. - Sell	2 598 970,9	81,82 EUR/MWh
Day-Ahead M. - Purchase	2 146 232,9	
IM	740 180,4	76,52 EUR/MWh
IM - block contracts	0,0	0,00 EUR/MWh

Gas	Volume (MWh)	Average Price (EUR/MWh)
IM	275 266,3	48,18

**SPOT MARKET INDEX**



SPOT MARKET BASE LOAD INDEX	IDA1 BASE LOAD INDEX
SPOT MARKET PEAK LOAD INDEX	IDA2 BASE LOAD INDEX
SPOT MARKET OFFPEAK LOAD INDEX	IDA3 BASE LOAD INDEX

**REGISTRY FOR GREENHOUSE GAS EMISSION**

Transaction Type	Volume of Units	No. of Transactions
Allowances	387 109	28
Aviation Allowances	0	0
<b>Sum</b>	<b>387 109</b>	<b>28</b>

**Note:**

The data is valid to the last day of the calendar month and may vary according to the version of the settlement of imbalances. The point of delivery and transfer registered in the OTE's system in case of the first change of supplier. Number of changes of supplier reflects the total number of delivery points, on which change of supplier occurred. More Information is available on <http://www.ote-cr.cz>