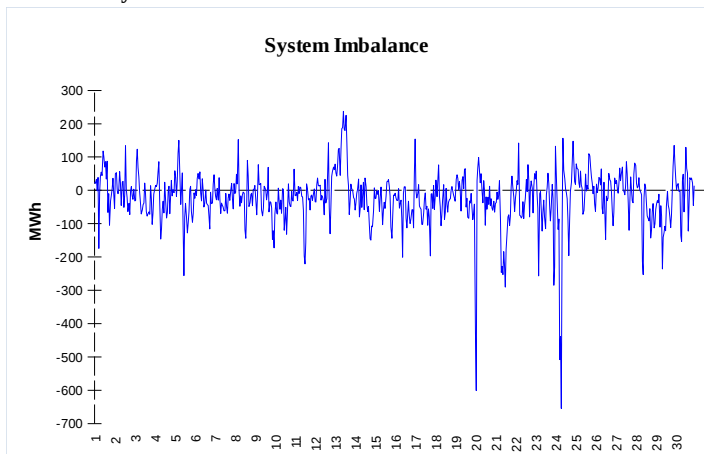
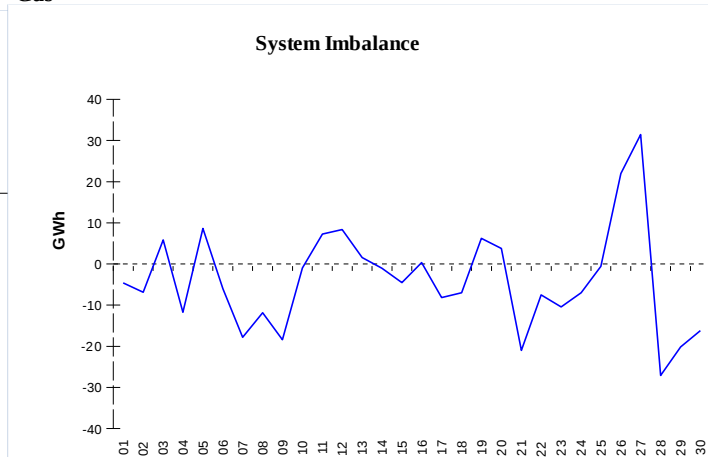


IMBALANCES
Electricity


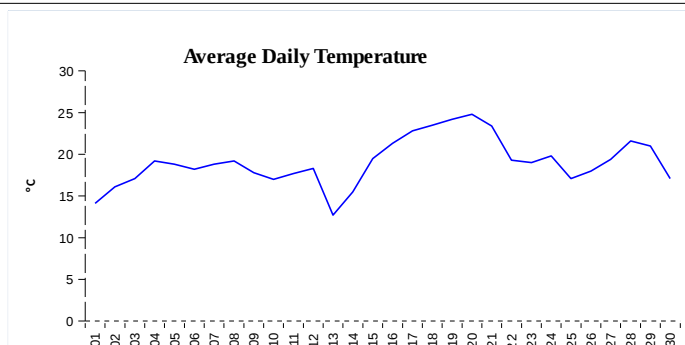
	Volume (GWh)	Average Volume (MWh/hod)
Positive Imbalance	72,57	100,8
Negative Imbalance	-89,15	-123,8
Total Cost of Balancing Energy (CZK):		95 580 090,76

Gas


	Volume (GWh)
Positive Imbalance	243,63
Negative Imbalance	-357,00
Daily positive balancing volume	17,35
Daily negative balancing volume	-123,05

REGISTRATION DATA

Registered Market Participants - electricity and gas	32 620
Balance responsible party - electricity	118
Balance responsible party - gas	109



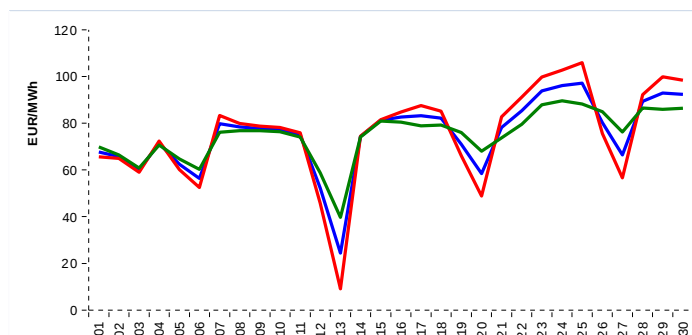
Changes of Supplier	36 745
Total Amount of Registered delivery points	6 174 412

Changes of Supplier	17 892
Total Amount of Registered delivery points	2 821 197

SHORT-TERM MARKETS

Electricity	Volume (MWh)	Average Price
Block Market	360,0	1 375,00 CZK/MWh
Day-Ahead M. - Sell	1 555 016,5	
Day-Ahead M. - Purchase	1 339 442,2	75,10 EUR/MWh
IM	400 417,0	82,00 EUR/MWh
IM - block contracts	144,0	109,17 EUR/MWh

Gas	Volume (MWh)	Average Price (EUR/MWh)
IM	210 320,8	29,74

SPOT MARKET INDEX


— SPOT MARKET BASE LOAD INDEX
— SPOT MARKET PEAK LOAD INDEX
— SPOT MARKET OFFPEAK LOAD INDEX

Emission Allowance Trading

Transaction Type	Volume of Units	No. of Transactions
Allowances	21 207 786	61
Kyoto Units	0	0
Sum	21 207 786	61

Note:

The data is valid to the last day of the calendar month and may vary according to the version of the settlement of imbalances. The point of delivery and transfer registered in the OTE's system in case of the first change of supplier. Number of changes of supplier reflects the total number of delivery points, on which change of supplier occurred. More Information is available on <http://www.ote-cr.cz>