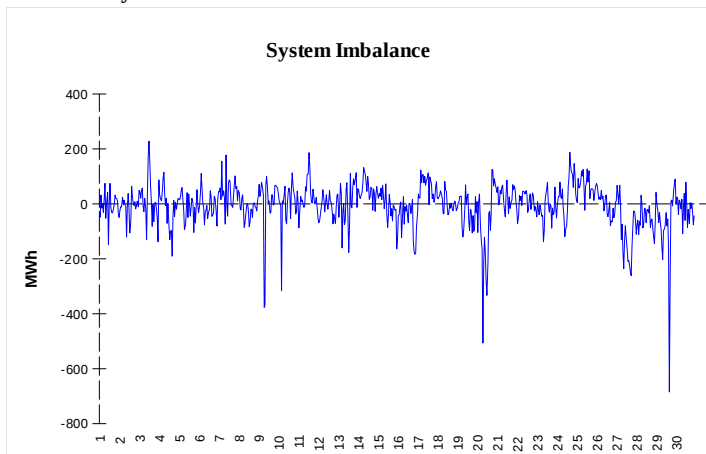


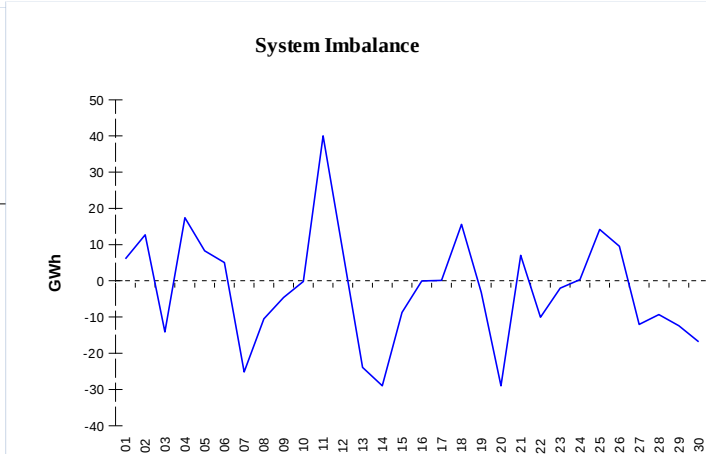
IMBALANCES

Electricity



	Volume (GWh)	Average Volume (MWh/hod)
Positive Imbalance	62,50	86,8
Negative Imbalance	-66,54	-92,4
Total Cost of Balancing Energy (CZK):		501 824 985,31

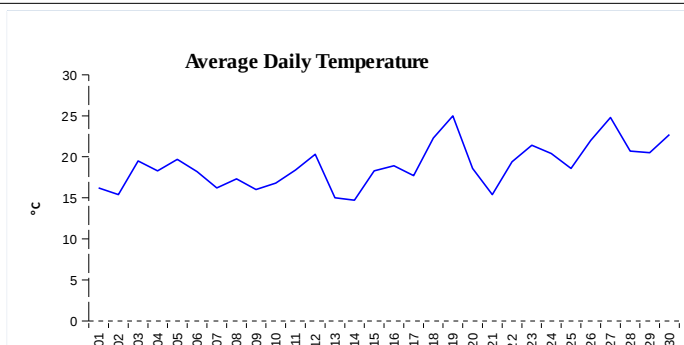
Gas



	Volume (GWh)
Positive Imbalance	290,15
Negative Imbalance	-356,64
Daily positive balancing volume	36,41
Daily negative balancing volume	-67,48

REGISTRATION DATA

Registered Market Participants - electricity and gas	33 105
Balance responsible party - electricity	123
Balance responsible party - gas	116



Changes of Supplier	23 542
Total Amount of Registered delivery points	6 217 212

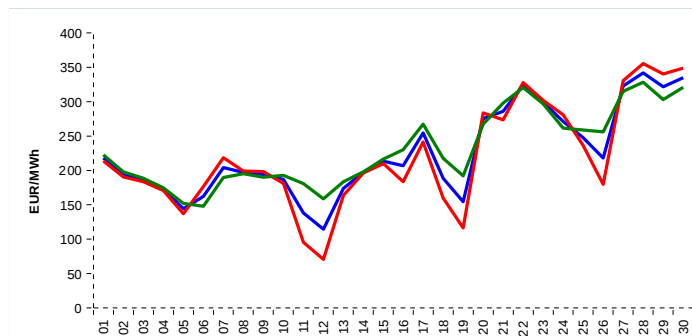
Changes of Supplier	12 680
Total Amount of Registered delivery points	2 801 815

SHORT-TERM MARKETS

Electricity	Volume (MWh)	Average Price
Block Market	0,0	0,00 CZK/MWh
Day-Ahead M. - Sell	1 970 581,1	224,75 EUR/MWh
Day-Ahead M. - Purchase	999 609,8	
IM	432 852,1	221,41 EUR/MWh
IM - block contracts	140,0	450,00 EUR/MWh

Gas	Volume (MWh)	Average Price (EUR/MWh)
IM	359 711,0	101,31

SPOT MARKET INDEX



— SPOT MARKET BASE LOAD INDEX
— SPOT MARKET PEAK LOAD INDEX
— SPOT MARKET OFFPEAK LOAD INDEX

Emission Allowance Trading

Transaction Type	Volume of Units	No. of Transactions
Allowances	8 943 249	61
Aviation Allowances	186 500	1
Sum	9 129 749	62

Note:

The data is valid to the last day of the calendar month and may vary according to the version of the settlement of imbalances. The point of delivery and transfer registered in the OTE's system in case of the first change of supplier. Number of changes of supplier reflects the total number of delivery points, on which change of supplier occurred. More Information is available on <http://www.ote-cr.cz>