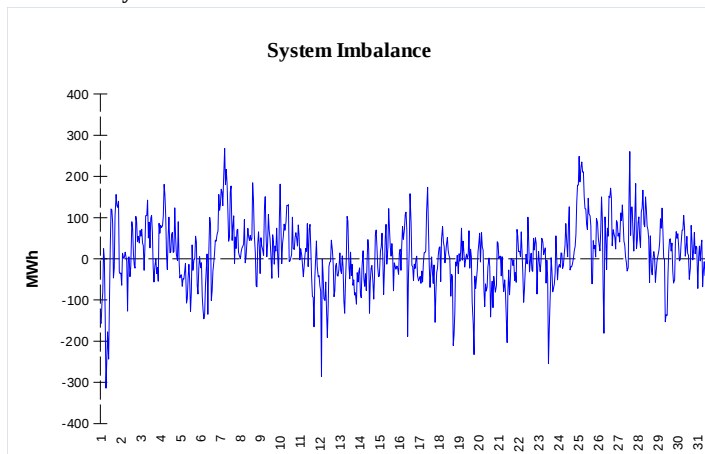


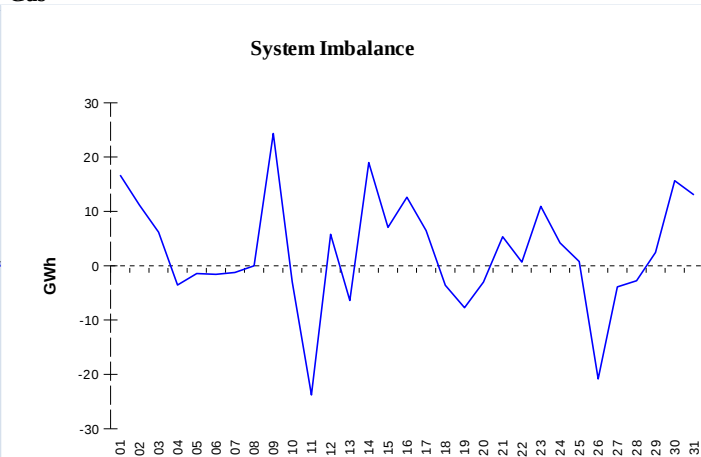
IMBALANCES

Electricity



	Volume (GWh)	Average Volume (MWh/hod)
Positive Imbalance	87,61	117,8
Negative Imbalance	-78,95	-106,1
Total Cost of Balancing Energy (CZK):		354 475 304,79

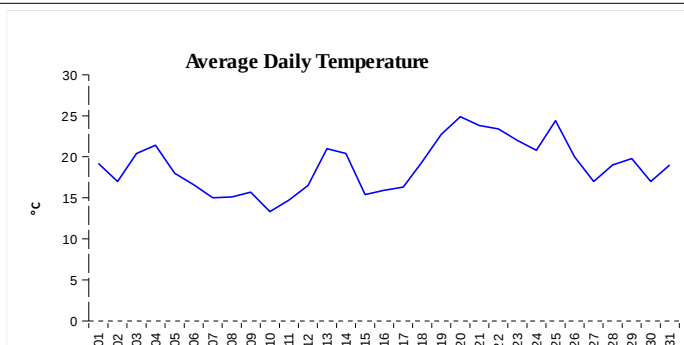
Gas



	Volume (GWh)
Positive Imbalance	311,85
Negative Imbalance	-232,61
Daily positive balancing volume	57,54
Daily negative balancing volume	-22,19

REGISTRATION DATA

Registered Market Participants - electricity and gas	33 156
Balance responsible party - electricity	123
Balance responsible party - gas	115



Changes of Supplier	22 246
Total Amount of Registered delivery points	6 220 150

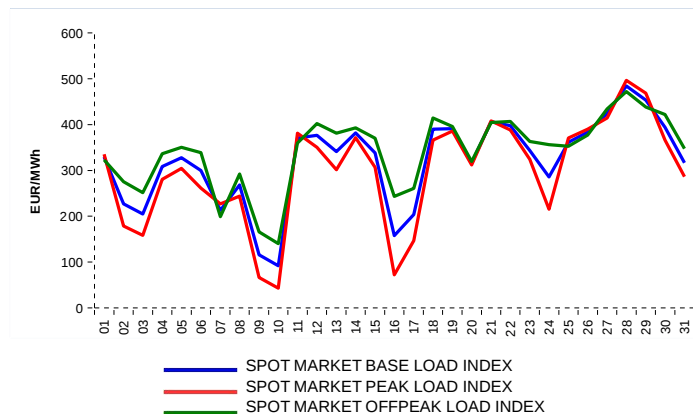
Changes of Supplier	12 048
Total Amount of Registered delivery points	2 798 055

SHORT-TERM MARKETS

Electricity	Volume (MWh)	Average Price
Block Market	0,0	0,00 CZK/MWh
Day-Ahead M. - Sell	2 268 528,0	319,45 EUR/MWh
Day-Ahead M. - Purchase	933 590,7	
IM	387 153,8	300,04 EUR/MWh
IM - block contracts	0,0	0,00 EUR/MWh

Gas	Volume (MWh)	Average Price (EUR/MWh)
IM	284 273,7	173,68

SPOT MARKET INDEX



Emission Allowance Trading

Transaction Type	Volume of Units	No. of Transactions
Allowances	6 426 124	74
Aviation Allowances	0	0
Sum	6 426 124	74

Note:

The data is valid to the last day of the calendar month and may vary according to the version of the settlement of imbalances. The point of delivery and transfer registered in the OTE's system in case of the first change of supplier. Number of changes of supplier reflects the total number of delivery points, on which change of supplier occurred. More Information is available on <http://www.ote-cr.cz>