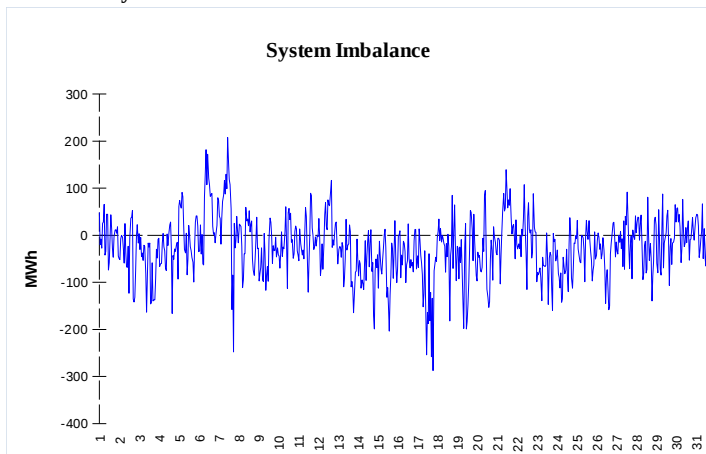


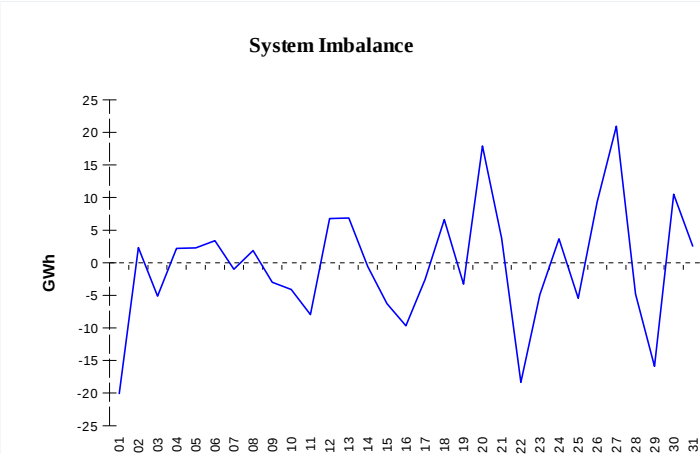
IMBALANCES

Electricity



	Volume (GWh)	Average Volume (MWh/hod)
Positive Imbalance	62,91	84,6
Negative Imbalance	-81,26	-109,2
Total Cost of Balancing Energy (CZK):		477 883 292,46

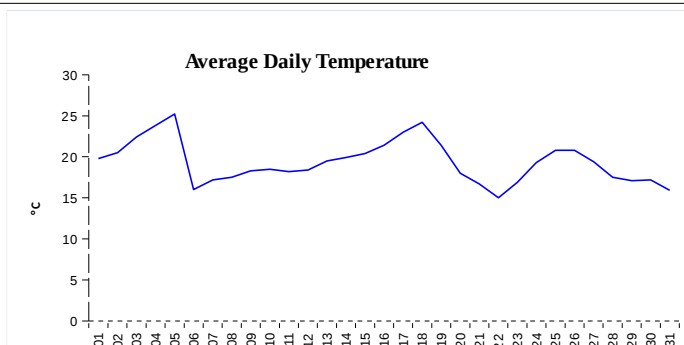
Gas



	Volume (GWh)
Positive Imbalance	273,32
Negative Imbalance	-285,72
Daily positive balancing volume	72,93
Daily negative balancing volume	-55,43

REGISTRATION DATA

Registered Market Participants - electricity and gas	33 217
Balance responsible party - electricity	123
Balance responsible party - gas	117



Changes of Supplier	22 606
Total Amount of Registered delivery points	6 225 559

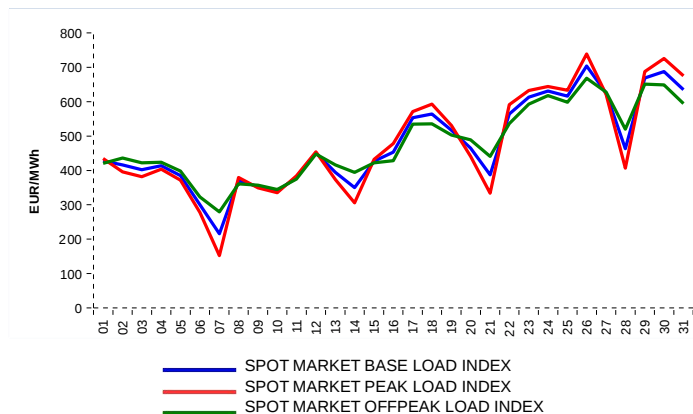
Changes of Supplier	8 471
Total Amount of Registered delivery points	2 794 086

SHORT-TERM MARKETS

Electricity	Volume (MWh)	Average Price
Block Market	0,0	0,00 CZK/MWh
Day-Ahead M. - Sell	2 123 451,9	476,38 EUR/MWh
Day-Ahead M. - Purchase	869 929,7	476,38 EUR/MWh
IM	380 568,2	446,51 EUR/MWh
IM - block contracts	0,4	460,00 EUR/MWh

Gas	Volume (MWh)	Average Price (EUR/MWh)
IM	221 576,0	242,83

SPOT MARKET INDEX



Emission Allowance Trading

Transaction Type	Volume of Units	No. of Transactions
Allowances	6 445 138	78
Aviation Allowances	0	0
Sum	6 445 138	78

Note:

The data is valid to the last day of the calendar month and may vary according to the version of the settlement of imbalances. The point of delivery and transfer registered in the OTE's system in case of the first change of supplier. Number of changes of supplier reflects the total number of delivery points, on which change of supplier occurred. More Information is available on <http://www.ote-cr.cz>