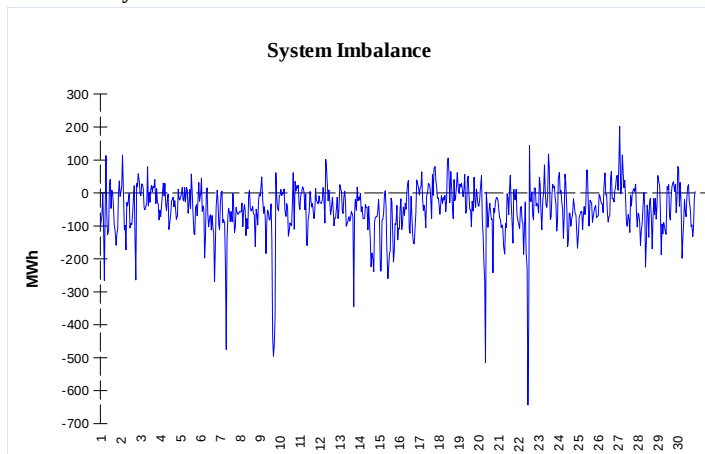
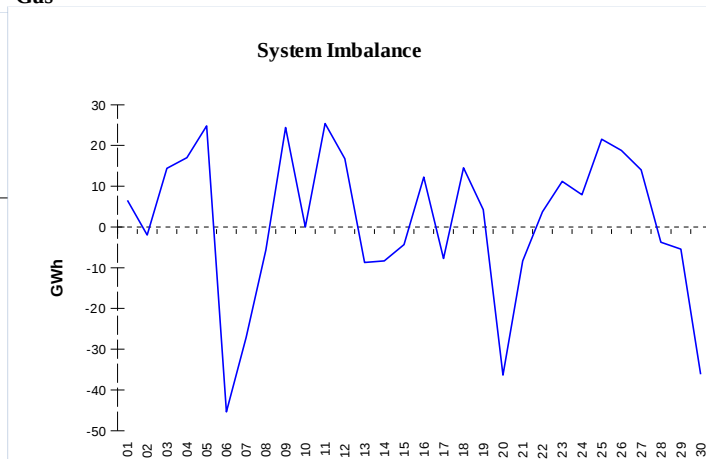


IMBALANCES
Electricity


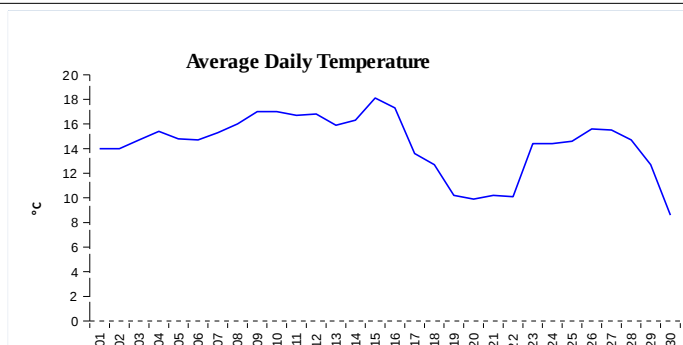
	Volume (GWh)	Average Volume (MWh/hod)
Positive Imbalance	68,41	95,0
Negative Imbalance	-103,53	-143,8
Total Cost of Balancing Energy (CZK):		169 971 358,29

Gas


	Volume (GWh)
Positive Imbalance	427,95
Negative Imbalance	-389,81
Daily positive balancing volume	106,81
Daily negative balancing volume	-79,27

REGISTRATION DATA

Registered Market Participants - electricity and gas	32 725
Balance responsible party - electricity	116
Balance responsible party - gas	111



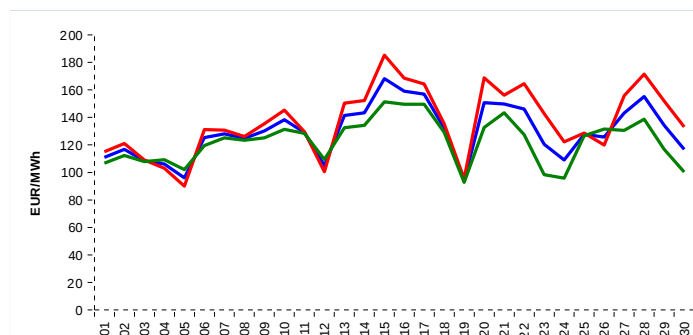
Changes of Supplier	37 248
Total Amount of Registered delivery points	6 185 327

Changes of Supplier	18 216
Total Amount of Registered delivery points	2 813 355

SHORT-TERM MARKETS

Electricity	Volume (MWh)	Average Price
Block Market	0,0	0,00 CZK/MWh
Day-Ahead M. - Sell	1 991 365,8	129,75 EUR/MWh
Day-Ahead M. - Purchase	947 907,2	129,75 EUR/MWh
IM	421 229,1	131,74 EUR/MWh
IM - block contracts	600,0	109,00 EUR/MWh

Gas	Volume (MWh)	Average Price (EUR/MWh)
IM	299 167,5	63,36

SPOT MARKET INDEX


— SPOT MARKET BASE LOAD INDEX
— SPOT MARKET PEAK LOAD INDEX
— SPOT MARKET OFFPEAK LOAD INDEX

Emission Allowance Trading

Transaction Type	Volume of Units	No. of Transactions
Allowances	27 603 313	99
Aviation Allowances	0	0
Sum	27 603 313	99

Note:

The data is valid to the last day of the calendar month and may vary according to the version of the settlement of imbalances.
 The point of delivery and transfer registered in the OTE's system in case of the first change of supplier. Number of changes of supplier reflects the total number of delivery points, on which change of supplier occurred.
 More Information is available on <http://www.ote-cr.cz>