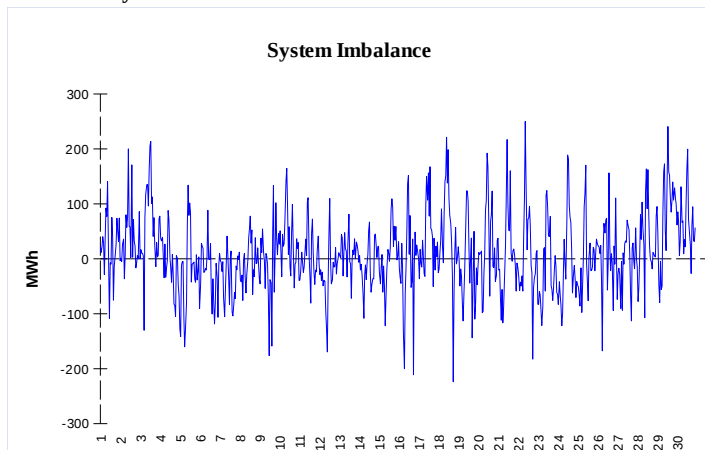


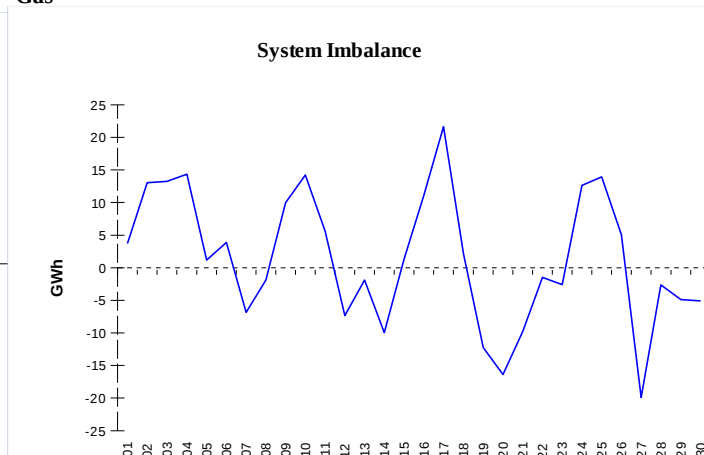
IMBALANCES

Electricity



	Volume (GWh)	Average Volume (MWh/hod)
Positive Imbalance	78,13	108,5
Negative Imbalance	-71,02	-98,6
Total Cost of Balancing Energy (CZK):		338 812 265,14

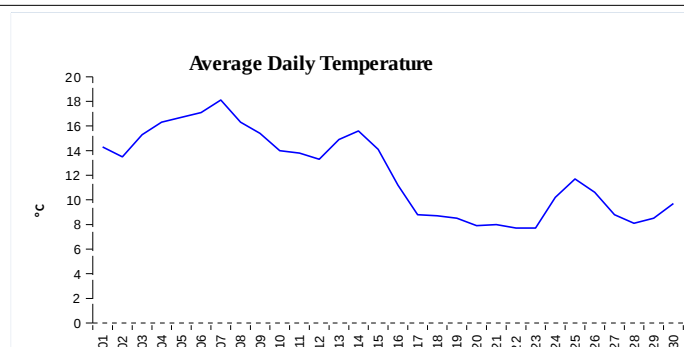
Gas



	Volume (GWh)
Positive Imbalance	308,20
Negative Imbalance	-264,16
Daily positive balancing volume	90,20
Daily negative balancing volume	-21,78

REGISTRATION DATA

Registered Market Participants - electricity and gas	33 270
Balance responsible party - electricity	123
Balance responsible party - gas	119



Changes of Supplier	30 556
Total Amount of Registered delivery points	6 228 680

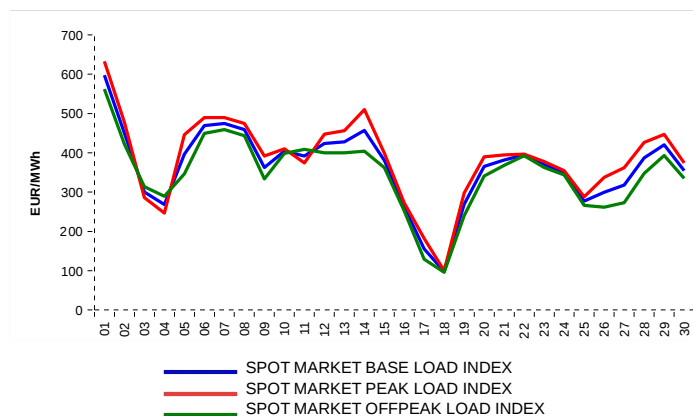
Changes of Supplier	16 892
Total Amount of Registered delivery points	2 790 224

SHORT-TERM MARKETS

Electricity	Volume (MWh)	Average Price
Block Market	0,0	0,00 CZK/MWh
Day-Ahead M. - Sell	2 269 197,9	365,48 EUR/MWh
Day-Ahead M. - Purchase	894 584,7	345,95 EUR/MWh
IM	353 690,3	370,09 EUR/MWh
IM - block contracts	770,0	

Gas	Volume (MWh)	Average Price (EUR/MWh)
IM	267 583,2	191,81

SPOT MARKET INDEX



Emission Allowance Trading

Transaction Type	Volume of Units	No. of Transactions
Allowances	4 736 879	151
Aviation Allowances	0	0
<b>Sum</b>	<b>4 736 879</b>	<b>151</b>

Note:

The data is valid to the last day of the calendar month and may vary according to the version of the settlement of imbalances. The point of delivery and transfer registered in the OTE's system in case of the first change of supplier. Number of changes of supplier reflects the total number of delivery points, on which change of supplier occurred. More Information is available on <http://www.ote-cr.cz>