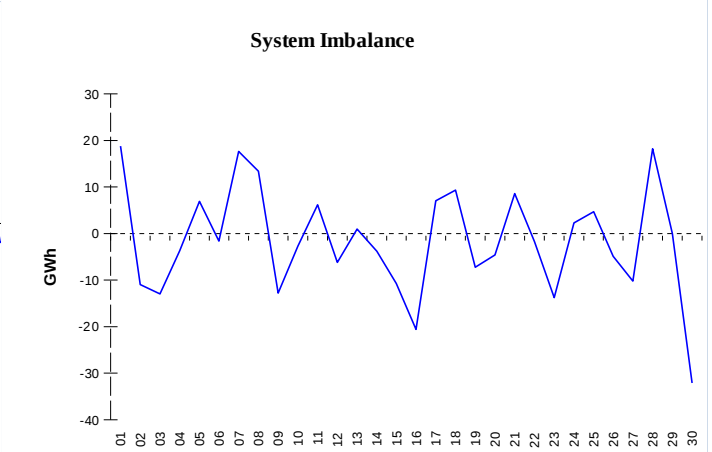
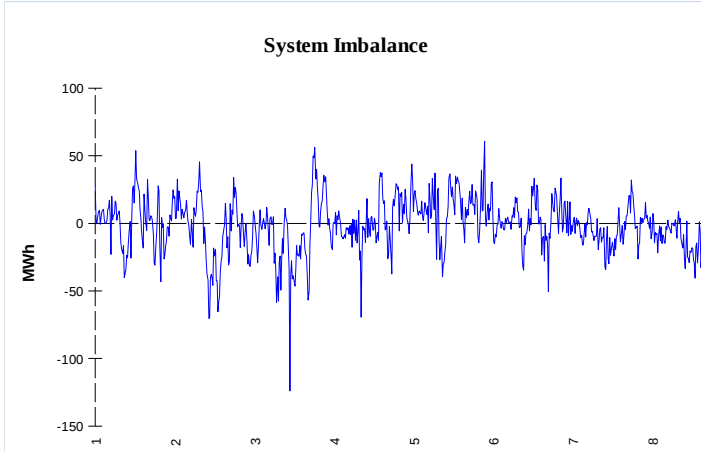


**IMBALANCES**

**Electricity**

**Gas**

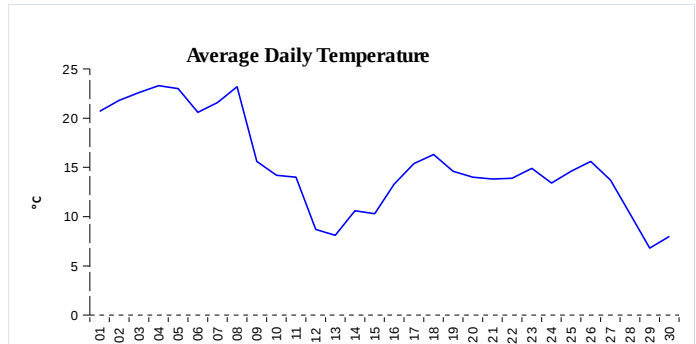


	Volume (GWh)	Average Volume (MWh/hod)
Positive Imbalance	117,47	40,8
Negative Imbalance	-119,02	-41,3
Total Cost of Balancing Energy (CZK):		124 745 631,27

	Volume (GWh)
Positive Imbalance	289,73
Negative Imbalance	-336,42
Daily positive balancing volume	5,54
Daily negative balancing volume	-57,00

**REGISTRATION DATA**

Registered Market Participants - electricity and gas	34 662
Balance responsible party - electricity	145
Balance responsible party - gas	133



Changes of Supplier	34 003
Total Amount of Registered delivery points	6 360 756

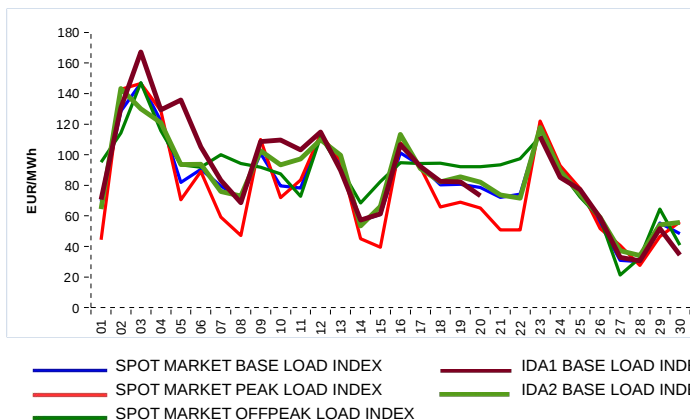
Changes of Supplier	13 811
Total Amount of Registered delivery points	2 730 627

**SHORT-TERM MARKETS**

Electricity	Volume (MWh)	Average Price
IDA - Sell	43 472,2	85,23 EUR/MWh
IDA - Purchase	24 592,6	
Day-Ahead M. - Sell	2 431 393,2	81,87 EUR/MWh
Day-Ahead M. - Purchase	1 604 914,0	
IM	430 194,6	86,71 EUR/MWh
IM - block contracts	0,0	0,00 EUR/MWh

Gas	Volume (MWh)	Average Price (EUR/MWh)
IM	240 473,6	39,40

**SPOT MARKET INDEX**



**Emission Allowance Trading**

Transaction Type	Volume of Units	No. of Transactions
Allowances	53 734 110	110
Aviation Allowances	430 000	9
<b>Sum</b>	<b>54 164 110</b>	<b>118</b>

**Note:**

The data is valid to the last day of the calendar month and may vary according to the version of the settlement of imbalances. The point of delivery and transfer registered in the OTE's system in case of the first change of supplier. Number of changes of supplier reflects the total number of delivery points, on which change of supplier occurred. More Information is available on <http://www.ote-cr.cz>