MONTHLY REPORT

09.2026

IMBALANCES

Electricity

System Imbalance (total volume by days)

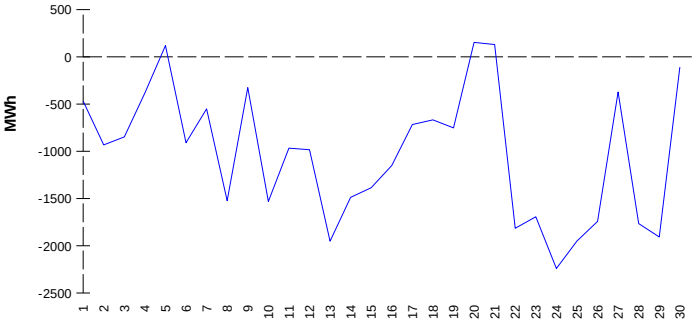

	Volume (GWh)	Average Volume (MWh/hour)
Positive Imbalance	133,16	46,2
Negative Imbalance	-163,58	-56,8
Total Cost of Balancing Energy (CZK):		170 375 864,89

Gas

System Imbalance

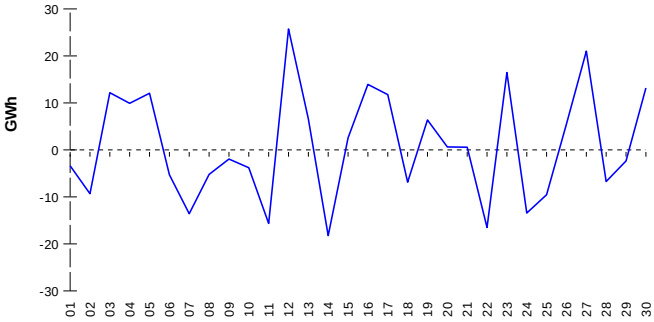

	Volume (GWh)
Positive Imbalance	349,09
Negative Imbalance	-322,69
Daily positive balancing volume	37,26
Daily negative balancing volume	-37,95

REGISTRATION DATA

Registered Market Participants - electricity and gas	36 008
Balance responsible party - electricity	188
Balance responsible party - gas	142

Changes of Supplier	35 128
Total Amount of Registered delivery points	6 583 979

Average Daily Temperature

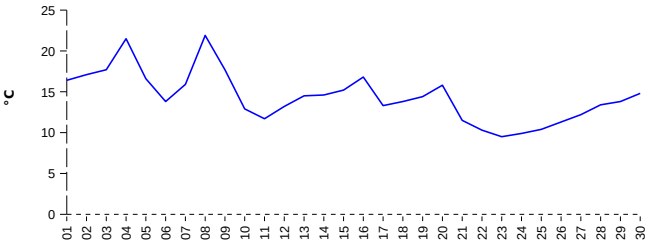

Changes of Supplier	15 417
Total Amount of Registered delivery points	2 680 254

SHORT-TERM MARKETS

Electricity	Volume (MWh)	Average Price
IDA - Sell	119 886,0	153,88 EUR/MWh
IDA - Purchase	51 065,9	
Day-Ahead M. - Sell	3 171 999,0	150,12 EUR/MWh
Day-Ahead M. - Purchase	2 012 659,4	
IM	719 341,2	160,98 EUR/MWh
IM - block contracts	0,0	0,00 EUR/MWh

Gas	Volume (MWh)	Average Price (EUR/MWh)
IM	172 823,3	76,39

SPOT MARKET INDEX

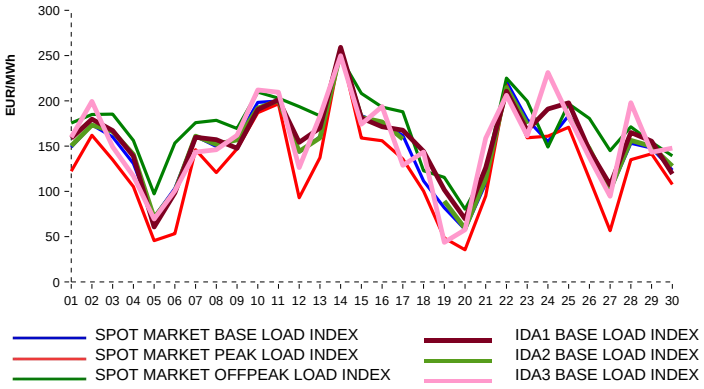

REGISTRY FOR GREENHOUSE GAS EMISSION

Transaction Type	Volume of Units	No. of Transactions
Allowances	52 804 811	135
Aviation Allowances	0	0
Sum	52 804 811	135

Note:

The data is valid to the last day of the calendar month and may vary according to the version of the settlement of imbalances.
The point of delivery and transfer registered in the OTE´s system in case of the first change of supplier. Number of changes of supplier reflects the total number of delivery points, on which change of supplier occured.
More Information is available on http://www.ote-cr.cz