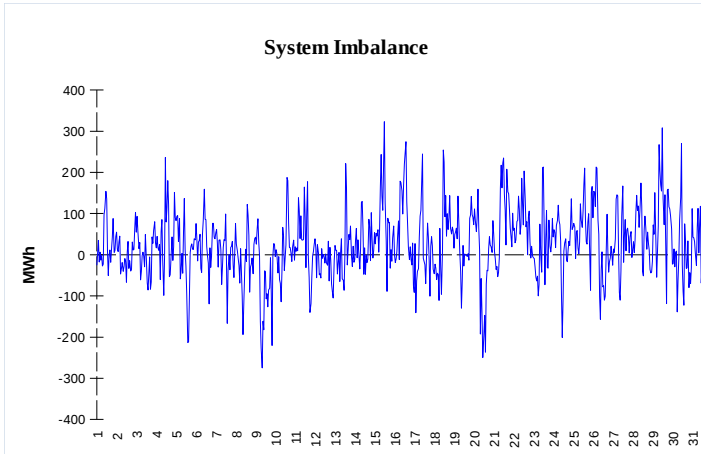


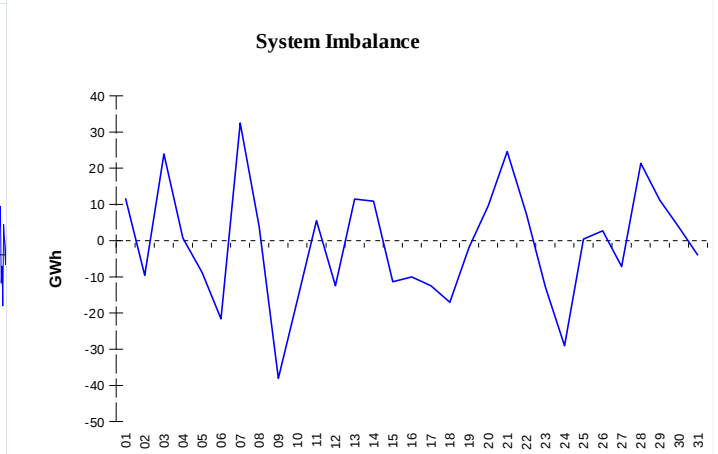
IMBALANCES

Electricity



	Volume (GWh)	Average Volume (MWh/hod)
Positive Imbalance	92,20	123,8
Negative Imbalance	-73,50	-98,7
Total Cost of Balancing Energy (CZK):		441 101 659,93

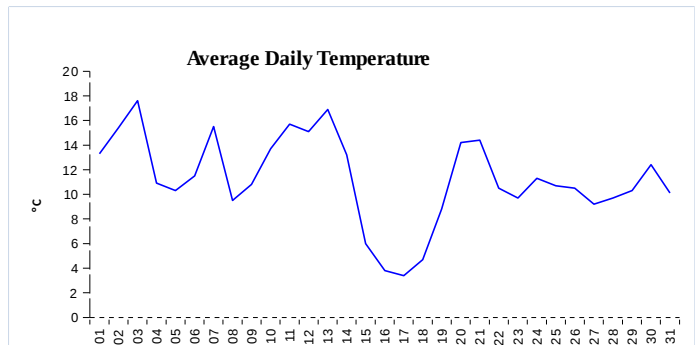
Gas



	Volume (GWh)
Positive Imbalance	400,02
Negative Imbalance	-431,36
Daily positive balancing volume	82,40
Daily negative balancing volume	-105,88

REGISTRATION DATA

Registered Market Participants - electricity and gas	33 978
Balance responsible party - electricity	142
Balance responsible party - gas	128



Changes of Supplier	38 009
Total Amount of Registered delivery points	6 316 677

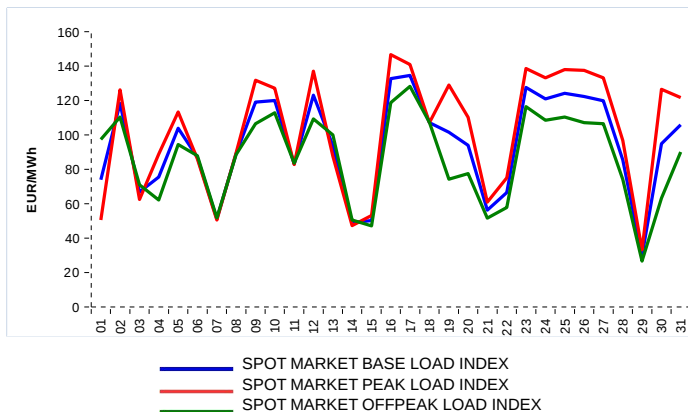
Changes of Supplier	18 885
Total Amount of Registered delivery points	2 754 769

SHORT-TERM MARKETS

Electricity	Volume (MWh)	Average Price
Day-Ahead M. - Sell	2 528 267,7	94,32 EUR/MWh
Day-Ahead M. - Purchase	1 418 195,4	
IM	500 426,6	104,65 EUR/MWh
IM - block contracts	0,0	0,00 EUR/MWh

Gas	Volume (MWh)	Average Price (EUR/MWh)
IM	382 378,1	44,24

SPOT MARKET INDEX



Emission Allowance Trading

Transaction Type	Volume of Units	No. of Transactions
Allowances	2 226 162	71
Aviation Allowances	235 000	5
Sum	2 461 162	75

Note:

The data is valid to the last day of the calendar month and may vary according to the version of the settlement of imbalances. The point of delivery and transfer registered in the OTE's system in case of the first change of supplier. Number of changes of supplier reflects the total number of delivery points, on which change of supplier occurred. More Information is available on <http://www.ote-cr.cz>