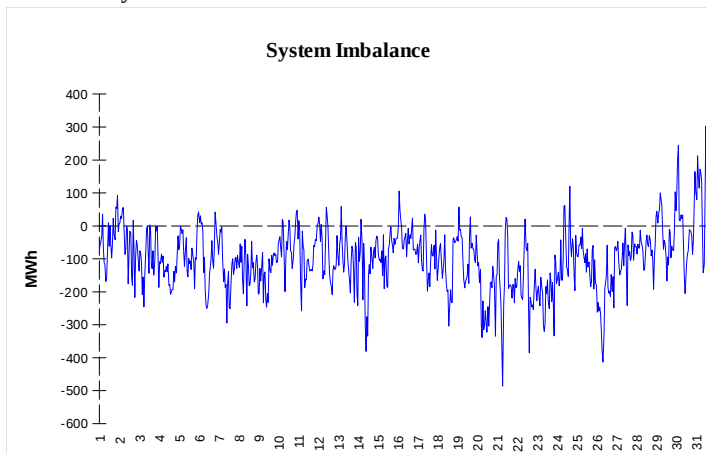
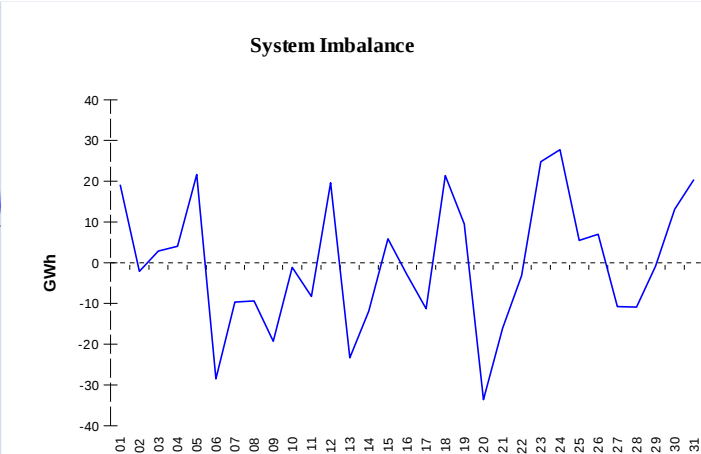


IMBALANCES
Electricity


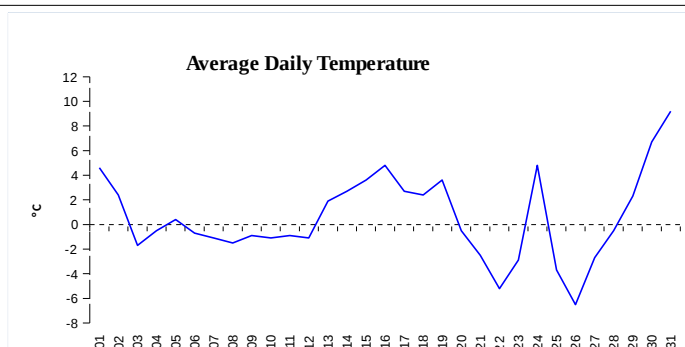
	Volume (GWh)	Average Volume (MWh/hod)
Positive Imbalance	81,33	109,3
Negative Imbalance	-154,01	-207,0
Total Cost of Balancing Energy (CZK):		355 408 194,48

Gas


	Volume (GWh)
Positive Imbalance	436,35
Negative Imbalance	-437,25
Daily positive balancing volume	69,42
Daily negative balancing volume	-115,32

REGISTRATION DATA

Registered Market Participants - electricity and gas	32 826
Balance responsible party - electricity	117
Balance responsible party - gas	113



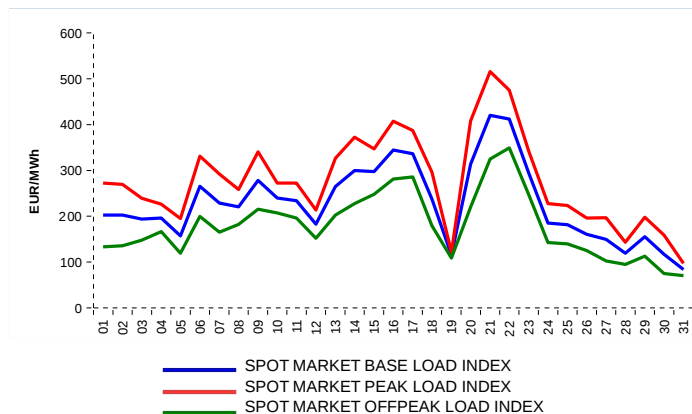
Changes of Supplier	133 195
Total Amount of Registered delivery points	6 196 652

Changes of Supplier	74 501
Total Amount of Registered delivery points	2 819 801

SHORT-TERM MARKETS

Electricity	Volume (MWh)	Average Price
Block Market	0,0	0,00 CZK/MWh
Day-Ahead M. - Sell	2 164 995,5	228,69 EUR/MWh
Day-Ahead M. - Purchase	919 900,1	
IM	524 731,0	241,61 EUR/MWh
IM - block contracts	252,0	546,14 EUR/MWh

Gas	Volume (MWh)	Average Price (EUR/MWh)
IM	372 203,3	114,00

SPOT MARKET INDEX


— SPOT MARKET BASE LOAD INDEX
— SPOT MARKET PEAK LOAD INDEX
— SPOT MARKET OFFPEAK LOAD INDEX

Emission Allowance Trading

Transaction Type	Volume of Units	No. of Transactions
Allowances	66 107 419	148
Aviation Allowances	30 000	1
Sum	66 137 419	149

Note:

The data is valid to the last day of the calendar month and may vary according to the version of the settlement of imbalances. The point of delivery and transfer registered in the OTE's system in case of the first change of supplier. Number of changes of supplier reflects the total number of delivery points, on which change of supplier occurred. More Information is available on <http://www.ote-cr.cz>