

D1.4 External interface CS OTE

D1.4.4 Interface for automatic communication IS OTE Specification for Upgrade CS OTE

Project number: 420/ECF0867

Document No.: D1.4.4

Document Ver.: 2.21

Date of issue: 8.4.2013

History of changes

Date	Version	Subject
04.02.2009		<p>New chapter 3.2.4 Realization of the communication channel for Notification about reaching the FS limit.</p> <p>Correction in the description and codes for PXE – profiles Sx11 and Sx12.</p>
26.02.2009		<p>5.1.1.1.– new interface item – 37.</p> <p>5.1.6. Settlement prices IM&BaM - new chapter</p> <p>5.1.11. – new description of bid 886</p> <p>5.8.2., 5.8.2.1– supplement a new request</p> <p>5.8.3. – new error on the IM&BaM – 2590</p> <p>6.1. – description IM&BaM – item 37</p> <p>6.2.1. – description of bid for 886</p> <p>6.2.2. – extending the structure by a request 884</p> <p>6.9. – mapping of profile roles for MSG_code 886</p>
17.03.2009		<p>5.7.3. Data request – Marginal price DM – new chapter</p> <p>5.7.6. Data request – Settlement rate OTE – new chapter</p> <p>5.7.10 – new description 946</p> <p>6.7.1. – extending the structure by a request 944 and a description 946</p> <p>6.9. – assigning of roles to profiles for Marginal prices of DM and mapping of roles</p>
27.03.2009		<p>5.2.3. – Adding of new SFVOT reports, supplementing the reason code descriptions of SFVOT reports.</p>
12.06.2009		<p>Communication scripts RRD - DEFINITION – CHAPTER deleted</p> <p>Communication scripts RRD - REALIZATION – CHAPTER deleted</p> <p>3.2 Realization of communication channels – chapter amendment</p> <p>3.3 Identification of time stamps for the receipt of business instructions – chapter amendment</p> <p>5.1 Communication scripts IM&BaM – adjustment of items in the header and detail structure</p> <p>5.2 Communication scripts DM – adjustment of items in the header and detail structure</p> <p>5.3 Communication scripts BM – adjustment of items in the header and detail structure</p> <p>5.4 Communication scripts for enquires for BM product data – adjustment of items in the header and detail structure</p> <p>5.5 Communication scripts DM results – new chapter</p> <p>5.6 Communication scripts for messages in ETSO – new chapter</p> <p>5.7 Communication scripts settlement and aggregation– adjustment of items in the header and detail structure</p> <p>5.7.9 Notification about the last RD aggregation – amendment of chapter RD</p> <p>6 Overview of instruction structure – the following changes were executed:</p> <ul style="list-style-type: none"> - General map – chapter deleted - Instructions of bilateral contracts– chapter deleted - 6.1.1, 6.2.1, 6.3.1 Overview of the structure of instructions– ISOTEDATA – amendment of instruction structures - 6.1.2, 6.2.2, 6.3.2 Overview of the structure of instructions– ISOTEREQ – amendment of instruction structures - 6.4.1 Overview of the structure of instructions ISOTEMASTERDATA – amendment of instruction structures

		<ul style="list-style-type: none"> - 6.5.1 Overview of the structure of instructions –ISOTEDATA – amendment of instruction structures - 6.7 Messages in ETSO format – new chapter
5.10.2009	v1.2.1	<ul style="list-style-type: none"> 4.6 Revision of the meaning of selected items 4.9.1 Further item specification 4.9.3 Filling in the error codes for RRD 5.7.3 – 5.7.7 Revision of the meaning of selected items
13.11.2009	v1.3	<ul style="list-style-type: none"> 4.6.4 Supplement a new item 4.6.6 Supplement a new item 4.9.3 Supplement error codes for RRD 4.9.3 Revision of error codes 5.3.2 Revision of the structure ISOTEREQ 5.7.3, 5.7.6 Revision of the meaning of selected items
26.11.2009	v1.3.1	5.4.2 Requirement structure overview – ISOTEREQ
25.1.2010	v 1.3.3	5.7 Commands in ETSO format
17.3.2010	V 1.3.4	4.8 Reports for financial settlement SFVOT
10.5.2010	V 1.3.5	5.8 Allocation of profiles to IS OTE data – new profiles of final plan
16.6.2010	V 2.0	<ul style="list-style-type: none"> 4.6 Communication scripts for Gas DM – new chapter 4.7 Communication scripts for Gas IM – new chapter 4.8 Query communication scripts Gas IM data instances – new chapter 4.9.3 RD implementation – update of message description 4.9.4 RD enquiry – update of message description 4.9.8 Message on RD discrepancies – update of message description 4.9.9 Message confirming the received RD values – update of message description 4.10.10 DM and Gas DM bids matching notification – added Gas DM note 4.11 Settlement and aggregation communication scripts for gas trading – new chapter 4.13.1 Mail structure items meaning – RESPONSE –EIC code added 5.5 Settlement commands – ISOTEDATA – new messages 964, 966 5.6 Gas IM commands – new chapter 5.7 Gas IM instances – new chapter 5.8 Gas DM commands – new chapter 5.9 Gas settlement commands – new chapter 5.11.3 Messages in ETSO ESS Schedule Message structure – update 5.11.4 Messages in ETSO ESS Anomaly Report structure – update 5.11.5 Messages in ETSO ESS Confirmation Report structure – update 5.11.6 Messages in ETSO Status Request structure – update 5.12 Allocation of profiles to IS OTE data – new profiles for Statistical data of imbalance settlement, new profiles for Gas trading and settlement
7.4.2010	V 2.1	4.11.12 Data request – Statistical data of imbalance settlement
10.5.2010	V 2.2	5.13 Allocation of profiles to IS OTE data & Profile role mapping for individual message codes – new profiles for final plan
31.5.2010	V 2.3	<ul style="list-style-type: none"> 5.5.1 Modification of interface table – request moved to: 5.5.2 Summary request structure – settlement request. It was added links to this chapter. 4.11.2.1 In message 941 was changed market type from „ERD“ to „DVS“

		5.1, 5.2 In ISOTEDATA change from SenderIdentification/@id to Trade/Party/@id, format changes. 5.3 Format changes
7.6.2010	V 2.4	Text revision in chapter 4.7.2.1., revision in: 5.6.1 – Summary request structure
27.7.2010	V 2.5	4.13.3 New error 3932 added to list of errors
23.9.2010	V 2.6	The changes according to implementation of future bids support: 5.13 Allocation of profiles to IS OTE data & Profile role mapping for individual message codes – new profiles for Final plan 5.2 Revision of the structure ISOTEDATA (message code 811,813,823,833), ISOTEREQ (831) for DM
6.12.2010	V 2.7	5.6 “Gas IM commands“ – “Order attribute – mode“ – added new value: S – system order 5.12 “Allocation of profiles to IS OTE data“ – added profile for “Rounding of imbalances“ in data transcript ”Statistical data of imbalance settlement“ - ISOTEDATA (message code 966)
4.1.2011	V 2.8	4.1 Communication scripts notification – new chapter 4.6.6 Notification about change (shift) of gate closure time – 981 (RESPONSE) –new chapter 4.7.6 Notification about change (shift) of gate closure time – 981 (RESPONSE) –new chapter 4.10.10 Notification about change (shift) of gate closure time – 981 (RESPONSE) –new chapter 5.11.1 Summary of notification structure – RESPONSE –new chapter
24.2.2011	V 2.9	Change of Number of contracts BM Commands 5.3.1 Command structure overview – ISOTEDATA Gas IM commands 5.6.1 Command structure overview – ISOTEDATA
8.4.2011	V 2.10	New error on the RRD (Z23), new error on the DM (5537): 4.14.3 Code list of logical errors incurred during instructions/request processing
2.8.2011	V 2.11	New message on the IM&BaM (5538): 4.14.3 Code list of logical errors incurred during instructions/request processing
19.8.2011	V 2.12	5.13 Allocation of profiles to IS OTE data & Profile role mapping for individual message codes - new profiles for the aggregated imbalance SSS
7.9.2011	V 2.13	4.10.3, 5.12.3, 5.12.5, 5.12.6 New diagram type: Long Term with processType=A12. The processType of Intra Day diagram was changed from A18 to A02.
26.9.2011	V 2.14	5.13 Allocation of profiles to IS OTE data & Profile role mapping for individual message codes - new profiles for the negative prices on DM
20.10.2011	V 2.15	3.2 Realization of communication channels - gas messages – CommonGasService with code GX1
5.12.2011	V 2.16	5.13 Allocation of profiles to IS OTE data – activation of Intraday Market Fee since 1.1.2012, – Profile role mapping for individual message codes - corrected description of profiles SC23 / SP23, SC24 / SP24, SC73 / SP73, SC74 / SP74
20.3.2012	V 2.17	Detailed specification of MCC query: 4.10.2 Request for MCC 4.10.7 Message on the results of RD processing - Enquiry for MCC

		5.12.6 Messages in ETSO Status Request structure - MCC enquiry 5.12.7 Messages in ETSO Acknowledgement Document structure – MCC response
30.5.2012	V 2.18	4.2.8.3 – Data transcript of “Market results” query – changed rounding precision of price element
28.11.2012	V 2.19	4.6.7 Mass messages DM
21.3.2013	V 2.20	Added new settlement version 15 – “Monthly Clearing LP” in chapters: 4.11.1 Settlement result items structure determination – ISOTEDATA 5.5 Settlement commands
8.4.2013	V 2.21	New request in chapter 4.2.12 Current Market results

Content

1	INTRODUCTION	9
2	CONNECTING THE CLIENT SYSTEM TO THE SYSTEM OPERATOR	10
3	PRINCIPLE OF COMMUNICATION	13
3.1	MEANS OF COMMUNICATION	13
3.2	REALIZATION OF COMMUNICATION CHANNELS	15
3.2.1	<i>Description of the realization of synchronous processing through the WAS portal.....</i>	<i>15</i>
3.2.2	<i>Description of the realization of asynchronous processing with the WAS portal through e-mail</i>	<i>16</i>
3.2.3	<i>Description of the realization of asynchronous processing with the WAS portal through https</i>	<i>16</i>
3.2.4	<i>Receipt of special claims Request for data distribution IS OTE (MSG_CODE 921/GX1) asynchronous through https.....</i>	<i>18</i>
3.2.5	<i>Receipt of special claims Request for financial report data asynchronously through https....</i>	<i>18</i>
3.2.6	<i>Data sending process within asynchronous communication</i>	<i>19</i>
3.3	IDENTIFICATION OF THE TIME STAMP FOR THE RECEIPT OF BUSINESS INSTRUCTIONS THROUGH THE COMMUNICATION PORTAL WAS	19
4	COMMUNICATION SCRIPTS.....	21
4.1	COMMUNICATION SCRIPTS NOTIFICATION.....	21
4.1.1	<i>Meaning of structure notification items – RESPONSE.....</i>	<i>21</i>
4.2	IM & BALM COMMUNICATION SCRIPTS	21
4.2.1	<i>Bid structure items meaning – ISOTEDATA/ISOTEREQ.....</i>	<i>21</i>
4.2.2	<i>Bid entry</i>	<i>23</i>
4.2.3	<i>Bid cancellation.....</i>	<i>23</i>
4.2.4	<i>Bid acceptance.....</i>	<i>24</i>
4.2.5	<i>Bid status determination.....</i>	<i>24</i>
4.2.6	<i>Resultant BalM prices</i>	<i>25</i>
4.2.7	<i>Notice board data</i>	<i>26</i>
4.2.8	<i>Market results</i>	<i>27</i>
4.2.9	<i>Trading hours data</i>	<i>28</i>
4.2.10	<i>The IM&BalM data notice boards change message.</i>	<i>29</i>
4.2.11	<i>Bid transcript general format (ISOTEDATA - 853, 863, 873, 883, 886)</i>	<i>30</i>
4.2.12	<i>Current Market results</i>	<i>30</i>
4.3	DM COMMUNICATION SCRIPTS	31
4.3.1	<i>DM bid structure items meaning – ISOTEDATA/ISOTEREQ.....</i>	<i>31</i>
4.3.2	<i>DM bid entry.....</i>	<i>32</i>
4.3.3	<i>DM bid cancellation.....</i>	<i>33</i>
4.3.4	<i>DM bid status determination</i>	<i>33</i>
4.3.5	<i>DM bid transcript general format (ISOTEDATA - 813, 823, 833).....</i>	<i>34</i>
4.4	BM COMMUNICATION SCRIPTS.....	34
4.4.1	<i>BM order structure items meaning – ISOTEDATA/ISOTEREQ.....</i>	<i>34</i>
4.4.2	<i>BM order entry</i>	<i>35</i>
4.4.3	<i>BM order cancellation.....</i>	<i>36</i>
4.4.4	<i>BM order status determination</i>	<i>37</i>
4.4.5	<i>BM trade status determination</i>	<i>37</i>
4.4.6	<i>BM trading screen status change notification</i>	<i>38</i>
4.4.7	<i>BM notification of instance opening.....</i>	<i>39</i>
4.4.8	<i>BM notification of not opening an instance.....</i>	<i>39</i>
4.4.9	<i>BM instance trading opening notification</i>	<i>39</i>
4.4.10	<i>BM instance trading closing notification</i>	<i>40</i>
4.4.11	<i>BM trading aggregation notification</i>	<i>40</i>
4.4.12	<i>Instance trading results publishing notification.....</i>	<i>40</i>
4.4.13	<i>BM order transcript general format (ISOTEDATA - 856, 859, 866, 869, 876).....</i>	<i>41</i>
4.5	QUERY COMMUNICATION SCRIPT UPON BM DATA INSTANCES (PRODUCTS).....	42
4.5.1	<i>BM instance (product) items structure determination – ISOTEMASTERDATA.....</i>	<i>42</i>

4.5.2	<i>BM instance (product) data</i>	42
4.6	COMMUNICATION SCRIPTS OF DM RESULTS	44
4.6.1	<i>DM results items structure determination – ISOTEDATA</i>	44
4.6.2	<i>DM results in the area</i>	45
4.6.3	<i>DM results related to SS</i>	46
4.6.4	<i>DM trade results determination in the area</i>	46
4.6.5	<i>DM SS trade results determination</i>	47
4.6.6	<i>Notification about change (shift) of gate closure time – 981 (RESPONSE)</i>	47
4.6.7	<i>Mass messages DM (RESPONSE)</i>	47
4.7	COMMUNICATIONS SCRIPTS FOR GAS DM	48
4.7.1	<i>DM bid structure items meaning – ISOTEDATA/ISOTEREQ</i>	48
4.7.2	<i>Gas DM bid entry</i>	49
4.7.3	<i>Gas DM bid cancellation</i>	50
4.7.4	<i>Gas DM bid status determination</i>	50
4.7.5	<i>Gas DM bid transcript general format (ISOTEDATA – GD3, GD6, GD9)</i>	51
4.7.6	<i>Notification about change (shift) of gate closure time – 981 (RESPONSE)</i>	51
4.8	GAS IM COMMUNICATION SCRIPTS	51
4.8.1	<i>Gas IM order structure items meaning – ISOTEDATA/ISOTEREQ</i>	51
4.8.2	<i>Gas IM order entry</i>	52
4.8.3	<i>Gas IM order cancellation</i>	53
4.8.4	<i>Gas IM order status determination</i>	53
4.8.5	<i>Gas IM trade status determination</i>	54
4.8.6	<i>Gas IM trading screen status change notification</i>	55
4.8.7	<i>Gas IM notification of instance opening</i>	56
4.8.8	<i>Gas IM notification of not opening an instance</i>	56
4.8.9	<i>Gas IM instance trading opening notification</i>	56
4.8.10	<i>Gas IM instance trading closing notification</i>	57
4.8.11	<i>Gas IM trading aggregation notification</i>	57
4.8.12	<i>Instance trading results publishing notification</i>	57
4.8.13	<i>Gas IM order transcript general format (ISOTEDATA – GV3, GV6, GV9, GVE, GVK)</i>	58
4.9	QUERY COMMUNICATION SCRIPT UPON GAS IM DATA INSTANCES (PRODUCTS).....	58
4.9.1	<i>Gas IM instance (product) items structure determination – ISOTEMASTERDATA</i>	58
4.9.2	<i>Gas IM instance (product) data</i>	59
4.10	COMMUNICATION SCRIPTS FOR MESSAGES IN ETSO FORMAT	59
4.10.1	<i>MCC for DM</i>	59
4.10.2	<i>Request for MCC</i>	60
4.10.3	<i>RD implementation</i>	61
4.10.4	<i>RD enquiry</i>	62
4.10.5	<i>Results of the implicit auction on the DM</i>	64
4.10.6	<i>Cross-border exchanges</i>	65
4.10.7	<i>Message on the results of RD processing</i>	66
4.10.8	<i>Message on RD discrepancies</i>	68
4.10.9	<i>Message confirming the received RD values</i>	70
4.10.10	<i>Notification about change (shift) of gate closure time – 981 (RESPONSE)</i>	71
4.11	SETTLEMENT AND AGGREGATION COMMUNICATION SCRIPTS	71
4.11.1	<i>Settlement result items structure determination – ISOTEDATA</i>	71
4.11.2	<i>Data request - Final plan</i>	73
4.11.3	<i>Data request – DM Marginal prices</i>	74
4.11.4	<i>Data request – Hourly settlement</i>	74
4.11.5	<i>Data request – Daily settlement</i>	75
4.11.6	<i>Data request – OTE settlement rate</i>	76
4.11.7	<i>Notification of the final plan aggregation of traded volume</i>	77
4.11.8	<i>Settlement performance notification</i>	77
4.11.9	<i>RD aggregation notification</i>	78
4.11.10	<i>DM and Gas DM bids matching notification</i>	78
4.11.11	<i>Result transcripts general format (ISOTEDATA - 943, 946, 953, 963)</i>	78
4.11.12	<i>Data request – Statistical data of imbalance settlement</i>	78
4.12	SETTLEMENT AND AGGREGATION COMMUNICATION SCRIPTS FOR GAS TRADING	79
4.12.1	<i>Settlement result items structure determination – ISOTEDATA</i>	79

4.12.2	<i>Data request – marginal prices for Gas DM</i>	80
4.12.3	<i>Data request - Daily settlement</i>	81
4.12.4	<i>Result transcripts general format (ISOTEDATA - GDF, GSF)</i>	81
4.13	COMMUNICATION SCRIPTS OF ENQUIRIES FOR FINANCIAL SETTLEMENT DATA SFVOT	82
4.14	IS OTE GENERAL SCRIPTS	83
4.14.1	<i>Mail structure items meaning – RESPONSE</i>	83
4.14.2	<i>IS OTE data transfer application (request)</i>	84
4.14.3	<i>Code list of logical errors incurred during instructions/request processing</i>	85
5	COMMAND STRUCTURE OVERVIEW	98
5.1	IM&BALM COMMANDS	99
5.1.1	<i>Command structure overview – ISOTEDATA</i>	99
5.1.2	<i>Requirement structure overview – ISOTEREQ</i>	101
5.2	DM COMMANDS	102
5.2.1	<i>Command structure overview – ISOTEDATA</i>	102
5.2.2	<i>Requirement structure overview – ISOTEREQ</i>	104
5.3	BM COMMANDS	105
5.3.1	<i>Command structure overview – ISOTEDATA</i>	105
5.3.2	<i>Requirement structure overview – ISOTEREQ</i>	107
5.4	BM INSTANCES.....	108
5.4.1	<i>Command structure overview – ISOTEMASTERDATA</i>	108
5.4.2	<i>Requirement structure overview – ISOTEREQ</i>	109
5.5	SETTLEMENT COMMANDS	110
5.5.1	<i>Command structure overview – ISOTEDATA</i>	110
5.5.2	<i>Requirement structure overview – ISOTEREQ</i>	113
5.6	GAS IM COMMANDS	114
5.6.1	<i>Command structure overview – ISOTEDATA</i>	114
5.6.2	<i>Requirement structure overview – ISOTEREQ</i>	116
5.7	GAS IM INSTANCES.....	116
5.7.1	<i>Command structure overview – ISOTEMASTERDATA</i>	116
5.7.2	<i>Requirement structure overview – ISOTEREQ</i>	117
5.8	GAS DM COMMANDS.....	118
5.8.1	<i>Command structure overview – ISOTEDATA</i>	118
5.8.2	<i>Requirement structure overview – ISOTEREQ</i>	119
5.9	GAS SETTLEMENT COMMANDS	119
5.9.1	<i>Command and requirement structure overview – ISOTEDATA and ISOTEREQ</i>	119
5.10	GENERAL COMMANDS	121
5.10.1	<i>Response structure review – RESPONSE</i>	121
5.11	NOTIFICATION	121
5.11.1	<i>Summary of notification structure – RESPONSE</i>	121
5.12	COMMANDS IN ETSO FORMAT	122
5.12.1	<i>Messages in ETSO ECAN Capacity Document structure</i>	122
5.12.2	<i>Messages in ETSO ECAN ImplicitAuctionResult Document structure</i>	124
5.12.3	<i>Messages in ETSO ESS Schedule Message structure</i>	126
5.12.4	<i>Messages in ETSO ESS Anomaly Report structure</i>	128
5.12.5	<i>Messages in ETSO ESS Confirmation Report structure</i>	130
5.12.6	<i>Messages in ETSO Status Request structure</i>	132
5.12.7	<i>Messages in ETSO Acknowledgement Document structure</i>	134
5.13	ALLOCATION OF PROFILES TO IS OTE DATA	135

1 INTRODUCTION

The aim of this document is to provide the necessary information to connect client systems with the OTE system for the needs of automated communications of trading markets and to support the distribution of financial reports (IS OTE).

It is both the technical part, i.e. a configuration of communication, which is mostly made up of links to documents containing detailed description of communication matters for all parts of the CS OTE system, and a part of the content, which specifies the data exchange, including the meaning of individual items.

2 CONNECTING THE CLIENT SYSTEM TO THE SYSTEM OPERATOR

The aim of this chapter is to provide the users with the recommended process to connect to the CS OTE through the WEB services.

Each participant that wishes to connect to the Operator through the WEB service must realize that the Operator ensures only a certain part of the communication (from the point of view of the whole technological chain). The second part means the implementation of certain interventions on the side of the customer, including the eventual intervention to the client's own infrastructure (especially for the server-server type of communication).

The client must follow the following steps when establishing the automatic communication:

- Prepare a client infrastructure for the requested mode of communication. For the variants client-server (lower requirements on the side of the client) such a system must be prepared that will be configured to access the communication server of OTE (the client system may be in a security zone). For the server-server variants (higher requirements on the client side) such a system must be created that will be configured to access the communication server of OTE and also the other way around to enable the access of the OTE communication server to the client system (the client system must be placed in a demilitarized zone).
- Prepare the client application, which would ensure the communication with the OTE server. This activity consists of a number of sub steps:
 - Generation of data files for the individual instructions/processes of incoming messages. The structure of data files is published by the operator and it is available on the public web of the Operator (<http://www.ote-cr.cz>) in the document D1.4.2_D1.4.2_Formaty_XML.doc (last version), for communication within BM, DM, IM&BalM, RRD and financial reports are relevant only for the description of the following messages:
 - ISOTEDATA
 - ISOTEREQ
 - RESPONSE
 - SFVOTREQ
 - SFVOTCLAIM
 - SFVOTCLAIMSUM
 - SFVOTBILLING
 - SFVOTBILLINGEMO
 - SFVOTBILLINGSUM
 - SFVOTTDD
 - SFVOTCONFDATA
 - SFVOTDTEXPIMP
 - Implementation of signing in/signing out routines
 - Pass data to appropriate web service with WS-Security header. The detailed description of the web service interface is stated in the document of external

interface of the CS OTE system: HTTPS/SOAP. This document will be available on the public OTE web.

- Creation/configuration of an application that ensures the exchange of data through the WEB services.
- Execution of the modification in the very trading system that enables the processing of data provided by OTE (in simpler cases it may be only the generation of instructions on the basis of manual activation; in a more complicated case the system may generate instructions by itself on the basis of the results of previous instructions, eventually on the basis of for example a selected model in the trading system of the client).
- If the partner system is ready for communication, then the configuration of the Operator's infrastructure (acc. to the type of communication) must take place. Eventually, to enable the communication between the parties, there might be a need to configure the client's infrastructure, as well – the request must be escalated to the Operator. The Operator with the support of Logica, ensures **for each communication type, within https communication the following activities:**

Step	Description	Executor
1	<p>Retrieval of the request on the formats of outgoing messages for the respective external subject (individual message identifiers):</p> <p>Data IM&BalM, DM, BM (input/output) – currently only in xml format (message ISOTEDATA*)</p> <p>Outgoing confirmation messages:</p> <ul style="list-style-type: none"> • Format XML – message RESPONSE* <p>Request for data IM&BalM, DM, BM, RRD:</p> <ul style="list-style-type: none"> • Format XML – message ISOTEREQ* <p>Request for financial report data</p> <ul style="list-style-type: none"> • Format XML – message SFVOTREQ <p>Outgoing confirmation messages of financial reports</p> <ul style="list-style-type: none"> • Format XML – message RESPONSE <p>Outgoing reports</p> <ul style="list-style-type: none"> • Format XML – SFVOTCLAIM • Format XML – SFVOTCLAIMSUM • Format XML – SFVOTBILLING • Format XML – SFVOTBILLINGEMO • Format XML – SFVOTBILLINGSUM • Format XML – SFVOTTDD • Format XML – SFVOTCONFDATA • Format XML – SFVOTDTEXPIMP 	OTE

2	Setup of the communication server WAS for the respective external subject acc. to point 1	OTE
3	Retrieval of necessary information for the setup of CS OTE infrastructure (only for server-server type of communication): <ul style="list-style-type: none"> • Socket (IP address and port) of the partner's system • Access certificate 	OTE
4	Certificate registration for https communication: <ul style="list-style-type: none"> • SSL authentication • Data signature 	OTE
5	Setup of the CS OTE infrastructure (only for server-server type of communication): <ul style="list-style-type: none"> • Setup of security rules for the particular connection (setup of firewall for outgoing and incoming communication), • Setup of the callback web services parameters 	Logica on the basis of the order
6	Verification of the communication format (SOAP communication)	Logica on the basis of the order

3 PRINCIPLE OF COMMUNICATION

3.1 Means of communication

To ensure the system-system type of automatic communication the principle of CDS communication, with all its benefits, is used (especially the possibility to communicate through more channels SMTP, HTTPs).

As the communication server on the side of IS OTE the communication portal SAP WAS is used, which the part of CDS.

For the entire communication system relating to the IS OTE, new communication scenarios are defined, i.e. messages with unique identifiers (MSG_CODE). Definition and description of the individual scenarios is further specified in Chapter 4 Communication scenarios.

At the same time there is a communication portal SAP WAS that is used as an outgoing gate for the distribution of messages of the EMTAS module (for those markets, where the AC is implemented).

All communication tasks that are ensured by the communication portal WAS are divided into 2 groups on the basis of processing:

- **Synchronous communication** – the exchange of data between CS OTE and the external system that runs with the help of the HTTPs channel and with the use of web services, for which an answer may be, and it is advisable, provided within one HTTPs session.
- **Asynchronous communication** – the exchange of data between CS OTE and the external system, which runs either through the HTTPs or the SMTP channel, within which there is no need (and in the case of the SMTP channel it is not even possible) to maintain a synchronous communication. The asynchronous communication through the HTTPs is possible in the case of client-server communication.

The following schemes describe the modes of communications for each mentioned case above:

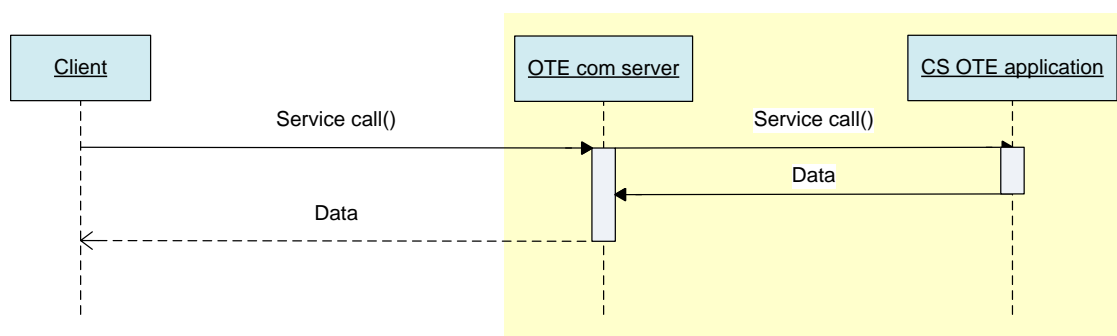


Figure 1 Synchronous request

In the case of a connection failure between the client (the participant's system) and the server (WAS) the respective messages will be sent on the basis of previously agreed rules (asynchronous way through the use of the SMTP channel).

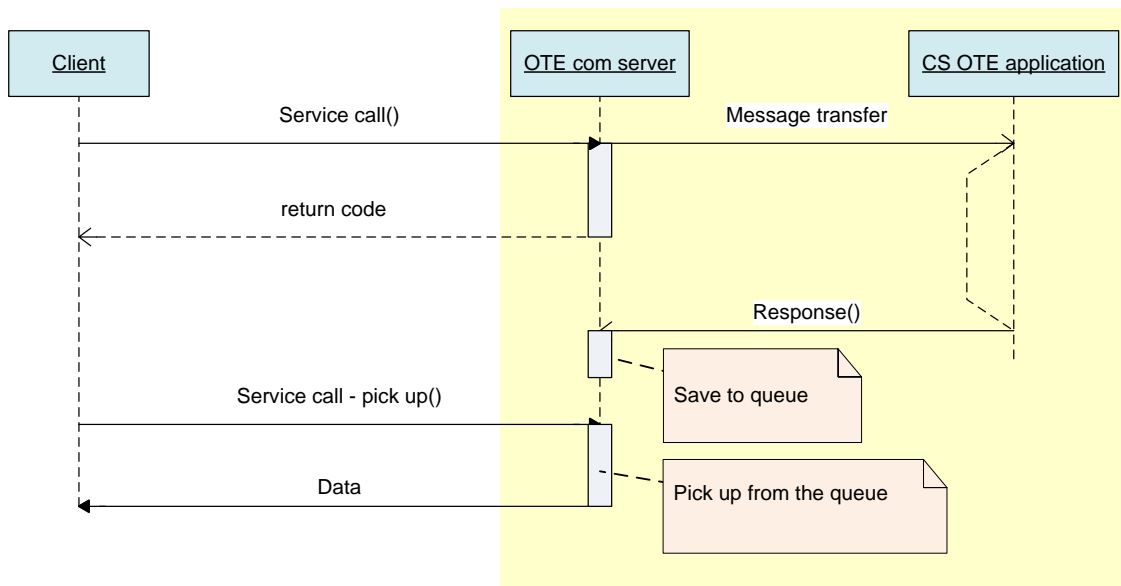


Figure 2 Asynchronous request in client-server mode

The existence of web services is assumed solely for WAS (used only for IS OTE)

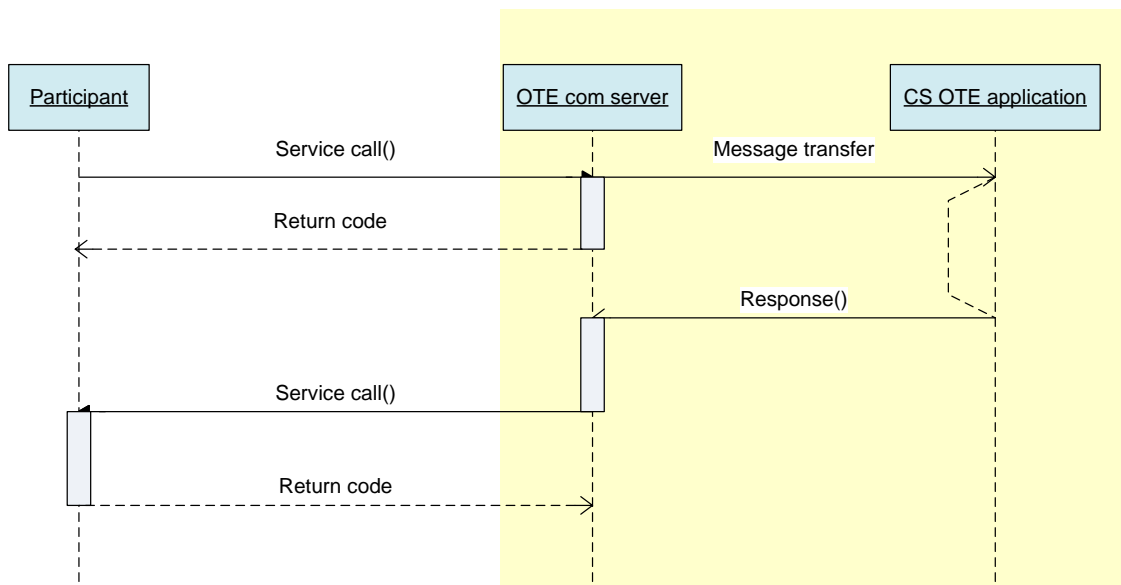


Figure 3 Asynchronous request in server-server mode

Assumes the processing of requests through EMTAS, while the message on the evaluation of the process is send through the mail service WAS.

For detail description of web services formats and communication methods see the document D1.4.3 Web services interface.

3.2 Realization of communication channels

3.2.1 Description of the realization of synchronous processing through the WAS portal

Synchronous processing through the HTTPs channel is used solely for a communication within the frame of the receipt of business instructions from external subjects, i.e. :

- Bid entry (MSG_CODE 851)
- Bid cancellation (MSG_CODE 861)
- Bid acceptance (MSG_CODE 871)
- DM bid entry (MSG_CODE 811)
- DM bid cancellation (MSG_CODE 821)
- BM order entry (MSG_CODE 854)
- BM order cancellation (MSG_CODE 857)

The reason for the use of synchronous communication for these requests is the necessity to immediately obtain the results of the EMTAS system processing. Thus for communication purposes through the http(s) channel solely synchronous communication is used (asynchronous communication with the http(s) channel is in this case insignificant).

Synchronous processing of all messages will be done in ETSO format.

Processing plan of synchronous communication:

- The request is received through the http(s) handler through the SSL protocol. At the receipt of the handler the message is automatically encrypted.
- Through the PKI interface the signature is verified.
- From the body of the message the message code is ascertained and the respective transformation takes place. A message about the performed activities is created as a new object in the application log.
- The final data after the transformation has been carried out, it is processed by the operator's system according to the individual business instructions and the result of the request execution is ready for the external system.
- After the transformation of the process results the message is checked, whether it serves as an output for the open connection or the request falls under the sphere of asynchronous communication (in the case of such requests the final message is saved in the system until the withdrawal of the enquiry „921- Request for data handover IS OTE” or „GX1” for gas messages).
- After the transformation of all the blocks the output data is sent with the help of the output parameters of the function. Unsent messages (messages destined for other participants than for the partner of the open connection) are sent asynchronously.

In the case of errors during data processing the following three statuses may arise:

- 1) Connection error during processing of requests within transactions. In this case the cancellation of all executed activities takes place. The reason value of the function called through SOSF is a nonzero one.

- 2) Connection error after the finalization of the transaction in the business module (the instruction is successfully processed, the business position is changed). The request is arranged through standard asynchronous processing.
- 3) Connection error when sending own output data. In this case the data is sent automatically with the WAS module through standard asynchronous processing.

The above mentioned error statuses 2 and 3, however, always signal such a situation for the external subject, where the HTTPs connection is interrupted and the external subject must manually confirm the result of the request. If the external system reacts in such a way that the previous request is repeated, then an unintentional change of the participant's business position might take place.

3.2.2 Description of the realization of asynchronous processing with the WAS portal through e-mail

Asynchronous processing through the SMTP channel is used for all incoming requests concerning the communication within the IM&BalM, RRD, DM, BM and Settlement. For the communication within the IM&BalM, RRD, DM, BM and Settlement a new e-mail address is defined csote@csote.ote-cr.cz.

Processing plan:

- The request is received by a standard way through the SMTP handler.
- First the messages are encoded and the signature is verified, then the messages are sorted as CDS and IM&BalM. From the message body the message code is uncovered and the respective transformation takes place. The message created about the executed activities is saved by the system as a new object in the application log under a specific object for IM&BalM processing.
- The final data for the execution of transformation is processed by the system operator, on the basis of individual enquiries and the result of the request processing is ready for the external system.
- The request is closed after successful execution.
- Other processes correspond to standard request execution through asynchronous communication, which is elaborated on in Chapter 3.2.6 Data sending process within asynchronous communication.

The following statuses may arise in the case of errors during receipt of data:

- 1) Connection error during request processing (receipt) (process of requests within transactions). In this case all executed activities will be cancelled. Error message is sent – message type CONTROL.

3.2.3 Description of the realization of asynchronous processing with the WAS portal through https

Asynchronous processing through the HTTPS channel is used solely for the communication within data request on the IM&BalM, DM, BM or trading results and financial reports, i.e. :

- Bid status determination
- Notice board data
- Market results

- Current Market results
- Trading hours data
- DM bid status determination
- BM order status determination
- BM trade status determination
- BM instance (product) data
- Data request - Final plan
- Data request – Hourly settlement
- Data request – Daily settlement
- Data request – Billing Report
- Data request – Billing Report – summary
- Data request – Billing Report OTE
- Data request – Billing Report OTE – summary
- Data request – Report of Claims
- Data request – Report of Claims – summary
- Data request – Report of Claims OTE
- Data request – Report of Claims OTE – summary
- Data request – Clearing of Load Profiles (TDD) Differences
- Data request – Clearing of Load Profiles (TDD) Differences OTE
- Data request – Billing Report PXE - OTE
- Data request – Billing Report OTE - PXE
- Data request – List of included receivables and payables
- Data request – List of included receivables and payables
- Results of DM by area
- Results of DM by SS

Processing of data handover IS OTE - MSG_CODE 921/GX1 (relevant solely for asynchronous communication HTTPs client-server type) is elaborated on in chapter 3.2.4 Receipt of special claims Request for data distribution IS OTE (MSG_CODE 921/GX1) asynchronous through https and requests for financial reports in chapter Receipt of special claims Request for financial report data asynchronously through https.

Processing plan:

- The request is received through the http(s) handler through the SSL protocol. After the receipt of the handler the system automatically decodes the message.
- With the PKI interface the signature is verified
- From the message body the message code is uncovered and the respective transformation takes place. The message created about the executed activities is saved by the system as a new object in the application log under a specific object for automatic communication processing.

- After the successful receipt of the message by the integration platform the message RESPONSE is generated with identification for the recipient. The message RESPONSE is sent as an output parameter of the function.
- After the transformation the final data is processed by the system operator on the basis of the individual requests and the result about the processing of the request is prepared for the external system.
- Further processing corresponds to the standard implementation of the request through asynchronous communication, which is described in 3.2.6 Data sending process within asynchronous communication .

In the case of errors during data reception the following status may arise:

- 1) Connection error during processing (receipt) of requests (request processing within transaction). In this case all executed activities are cancelled. Error message is distributed.

3.2.4 Receipt of special claims Request for data distribution IS OTE (MSG_CODE 921/GX1) asynchronous through https

Special type of claim for data is the Request for data distribution IS OTE (MSG_CODE 921/GX1), which is solely used for asynchronous communication, type Client-Server for the withdrawal of process results of the previous data request.

Processing plan:

- The request is received through the http(s) handler through the SSL protocol. After the receipt of the handler the message is automatically decoded.
- With the help of PKI interface the signature is validated.
- From the message body the message code is obtained and the respective transformation takes place.
- From the calling the identification of the message and from the PKI interface the RMP identification is obtained.

Afterwards the Table of unsent messages is checked, whether the request has been resolved (the receipt of requests is specified in chapter 3.2.3 Description of the realization of asynchronous processing with the WAS portal through https). If the check of tables is successful then the system sends the data to the respective MSG_ID. On the other hand, if the result of the checking process is negative, then a RESPONSE is sent with an error reason code – The request has not been executed yet.

In the case of an error during processing the following status may arise:

- 1) Connection failure during request processing. Reason value of the function that is called through SOAP will be nonzero.

3.2.5 Receipt of special claims Request for financial report data asynchronously through https

Special type of claim for data is the Request for report that is used solely for asynchronous communication, type Client-Server for the purposes of financial data withdrawal.

Processing plan:

- The request is received through http(s) handler through SSL protocol. After the receipt of the handler the system automatically decodes the message.
- With the PKI interface the signature is verified
- From the message body the message code is uncovered and the respective transformation takes place.
- From the calling the identification of the message and from the PKI interface the RMP identification is obtained.

Afterwards the Table of unsent messages is checked, whether the request has been resolved yet (the receipt of requests is specified in chapter 3.2.3 Description of the realization of asynchronous processing with the WAS portal through https

). If the check of tables is successful then the system sends the data to the respective MSG_ID. On the other hand, if the result of the checking process is negative, then a RESPONSE is sent with an error reason code – The request has not been executed yet.

In the case of an error during processing the following status may arise:

- 2) Connection failure during request processing. Reason value of the function that is called through SOAP will be nonzero.

3.2.6 Data sending process within asynchronous communication

The process of sending output data means the asynchronous communication with the WAS system.

Messages that have not been sent in a synchronous mode within the open connection are sent in a 5 minute cycle as follows:

- The table of unsent messages will be browsed and those messages that are waiting for sending will be tracked through the ID RMP and MSG_CODE from the table ZWAS_RUT_MAIL the mode and address of sending. Consequently these messages are sent by the system.
- If the sending of the message was unsuccessful (in the case of sending data through https to the partner's server), then the number of trials will be documented in the table of unsent messages.
- In the case of 3 unsuccessful trials an electronic message will be sent to the default address of the RMP.

3.3 Identification of the time stamp for the receipt of business instructions through the communication portal WAS

The need to set up a time stamp is relevant and it relates to all input messages that manipulate with business data:

- Bid entry (MSG_CODE 851)
- Bid cancellation (MSG_CODE 861)
- Bid acceptance (MSG_CODE 871)

- DM bid entry (MSG_CODE 811)
- DM bid cancellation (MSG_CODE 821)
- BM order entry (MSG_CODE 854)
- BM order cancellation (MSG_CODE 857)
- Submission of RD

When submitting instructions through the WAS portal the time stamp, which is being evaluated for request validity, is taken from the entry wall of the WAS portal.

The time stamp is allocated to incoming messages as the system time of the WAS server (it is synchronized with the IS OTE time) as soon as:

- The incoming message has been received (after handover to the SMTP handler of the WAS system)

Warning: the time stamp is not relevant in the case of eventual queries from external subjects, because in the case of communication with an SMTP channel the period from sending the message to the external participant until receiving the message by the central system is not guaranteed. This point must be taken into account in the contractual relations between OTE and the external participant.

- The incoming message has been received by the HTTPs channel, the time stamp will be allocated in the second of invocation of the web service, thus before deciphering and verifying the signature.
- The WAS system withdraws the data from the integration interface (outgoing message)

By the time stamp, specified above, the transactions are processed. With respect to the length of the technological chain, when processing requests through the WAS portal, one must count with a longer time of transaction completion in the business module.

4 COMMUNICATION SCRIPTS

This Section describes the communication scripts for particular jobs, which can be performed within automatic communication.

4.1 Communication scripts notification

Communication script when trade system give notice to surrounding systems about some actions or events. Notification will be send by using messages RESPONSE for all participants who have access to respective market trade in relative trade day.

4.1.1 Meaning of structure notification items – RESPONSE

RESPONSE	Meaning/Comment
Message identifier	In case of client – server communication is using for request of process result
Message code	Identification of message type – three alfa-numeric string
Message create time	precise creation time of message in format : yyyy-mm-ddThh:mm:ss
Sender Identification	Sender Identification. Market trade for Elektriciry : EAN OTE (generally Operator) Market trade for Gas: EIC OTE (generally Operator)
Receiver Identification	Receiver Identification. Market trade for Elektriciry : EAN code Market trade for Gas: EIC code
Reason (message body)	Text of reason, notification or error
Reason Code (internal code)	Internal identification of message type – three alfa-numeric string
Reason Type	Number of notification or error

Structure of response is presented in chapter Summary of notification structure – RESPONSE - 5.11.1

4.2 IM & BalM Communication scripts

Single items of this section are defined in the maximum classification, which means that some of them might be never used.

4.2.1 Bid structure items meaning – ISOTEDATA/ISOTEREQ

Sentence-like command structure will consist of the following items (fields):

ISOTEDATA	Meaning/Comment	ISOTEREQ
Message code	Message code that identifies message type.	Yes
ISOTEDATA/Trade	Meaning/Comment	
Delivery day	The date determined for the particular bid. Must be entered in the form of YYYY-MM-DD.	Yes
Bid type	Identifies the type of bid: Sell (P) or Buy (N). Any trading is always a coupled action of a buy bid and a sell bid. Thus the acceptance bid is always of the opposite type than the accepted bid. So, in the balancing market it means:	Yes

	<ul style="list-style-type: none"> o Supplier Party (offered on the notice board – accepted bid) – sell = RE+; buy = RE- o Accepting party (accepts data on the notice board - acceptance bid) – sell = RE-; buy= RE+ 	
Bid order	The identification of the bid order within the delivery day, participant and bid type. In the case of replacing the bid, the item is filled with the order number of the replaced bid. In case of a new bid to be entered, the item is left blank.	n/a
Bid withdrawal time	The time mark that defines the time of the bid withdraw from the notice board (in the form of YYYY-MM-DDTHH:MI)	n/a
Bid withdrawal time - attribute	Identifies whether the specified time of the offer withdrawal applies to winter (Z) or summer (L) time. This item is taken into account only for the day of the transition from summer to winter time, and at the same time, exclusively for the real-time of the duplication (2:00 – 2:59). If specified, the item „Bid withdrawal time” must be filled in.	n/a
Total bid acceptance	Identifies, whether the offer is considered as a whole - time indivisible (A), thus all trading hours must be traded simultaneously, or not (N), which means time divisible - each bid hour can be traded separately.	n/a
Comment	Description, which the offer will be provided with. Maximum item length is 100 characters.	n/a
Bid cancellation time	The time mark of the bid cancellation in the form of YYYY-MM-DDThh:mm:ss.	n/a
Bid ID	Bid ID (identifier) used within EMTAS. This is a ten-digit number (code), which along with the bid version creates a unique bid identifier in the CS OTE system.	Yes
Bid version	Bid version within EMTAS. This is a five-digit number, which along with the bid ID creates a unique bid identifier in the CS OTE system.	Yes
Replaced	The attribute that indicates whether the bid was replaced. Then the existing bid, for which no energy has been traded, can be replaced with a new version (A – the bid was replaced, therefore no trade could be made with such a bid, N – not replaced with any other bid).	n/a
Bid origin	In terms of the IM&BaIM trading system all offers should be considered as an identical object, regardless of whether they were entered into the system as bids sent to be displayed on notice boards, or appeared as the result of the acceptance of an offer already displayed on the notice board. This attribute identifies the origin of the offer (A – acceptance bid – the bid appeared by acceptance of an existing bid on the notice board, N – bid – the bid was entered into the system to be displayed on the notice board).	Yes
Bid entry time	The time mark, which indicates that the bid was entered into the system in the form of YYYY-MM-DDThh:mm:ss.	n/a
Error code	Identification of errors that can occur during processing the request. Individual identifiers will be defined by a dial (section 4.14.3). If the item is not completed, the result of processing will be error-free.	n/a
Error reaction	Identification of the system reaction rate during mass command data processing. A - apply changes only to the correctly processed commands, N – in case of error cancel the changes for all commands. The current version always processes only one command.	n/a
Market type	Identification of the market for which the processing will be carried out; VDT – intraday market, VT – balancing market.	Yes
Participant – counterparty	Identification of the Participant (EAN) in the role of a counterpart during bid acceptance in BaIM – displayed only for TSO participants.	n/a
Settlement version	Settlement version identification (2 - Daily Imbalance Settlement, 3 - Interim Monthly Settlement, 4 - Final Monthly Settlement).	Yes
ISOTEDATA/Trade/ProfileData	Meaning/Comment	
Hour	Identification of the trading hour for which the required action will be performed. The defined interval is 1 to 25, depending on the number of hours of a trading day. (winter/summer time shift – 23; summer/winter time shift – 25). Detailed records for each item must be clear and must be sorted in ascending order.	Yes
Volume	Volume is determined for a specified trading hour. Volume is specified in tenth of MWh (the system can be switched to accept only whole MWh).	n/a
Price	Price for one MWh. Price is defined in whole CZK.	n/a
Divisibility	Volume divisibility of a specified bid's trading hour (A – volume is divisible, N – volume is not divisible).	n/a
IM accepted	Volume accepted within a specific trading hour on the IM. Volume is specified in tenth of MWh (the system can be switched to accept only whole MWh).	n/a
BaIM accepted	Volume accepted on the BaIM within a specific trading hour. Volume is specified in tenth of MWh (the system can be switched to accept only whole MWh). In the event that it is a copy of the accepted bid data and the owner of this bid is a TSO Participant, there is a space for the sum of all already accepted volume, specifically the BaIM accepted volume.	n/a
Open from	The time mark, which indicates the trading hours open in the form of YYYY-MM-DDThh:mm:ss.	n/a
Open from - attribute	Identifies whether the specified time of opening of trading hours apply to winter (Z) or summer (L) time.	n/a
Closed from	The time mark, which indicates the trading hours close in the form of YYYY-MM-DDThh:mm:ss.	n/a
Closed from - attribute	Identifies whether the specified time of closing of trading hours apply to winter (Z) or summer (L) time.	n/a
Cancelled	The attribute of a trading hour cancel.	n/a

Aggregated	The attribute of a trading hour aggregation.	n/a
ISOTEDATA/Trade/Party	Meaning/Comment	
Participant (EAN)	The unique Participant identifier within IS OTE (EAN). It will be transformed into RMP after being accepted by the system, and will be transformed into EAN again by data output.	n/a

Ascertainment of the bid to IM&BaM, of whether it is valid in the sense of "it is possible to deal with it" is based on the following conditions:

- 1) The bid was successfully entered – the „Error code“ is blank.
- 2) The bid is not replaced with a different version – the „Replaced“ has the value „N“.
- 3) Within open trading hours the untraded energy volume is available.
- 4) The bid is not cancelled – the items „Bid cancellation time“ are blank.
- 5) The bid is not withdrawn from trading – the value of the „Bid withdrawal time“ item is higher than the current time or the items are blank.

4.2.2 Bid entry

The command will allow the entry/replacement of the bid in the trading module EMTAS. One command will contain exactly one bid entry.

4.2.2.1 Command – 851 (ISOTEDATA)

The meaning of items is entirely consistent with the meanings specified in section 4.1.1 and in the structure set out in section 5.1.1. Mandatory fields are marked with hatching. Other items are optional.

Additionally the following rules are valid:

ISOTEDATA/Trade	Meaning/Comment
Bid order	In the case of replacing the bid, the item is filled with the order number of the replaced bid. In case of a new bid to be entered, the item is left blank.
Bid withdrawal time - attribute	This item is taken into account only for the day of the transition from summer to winter time, and at the same time, exclusively for the real-time of the duplication (2:00 – 2:59). If specified, the item „Bid withdrawal time“ must be filled in.

4.2.2.2 Response – 852 (RESPONSE)

The response structure is specified in section 4.14.1 with the general formats.

4.2.2.3 Data transcript – 853 (ISOTEDATA)

The data transcript structure is specified in section 4.2.11. with the general formats. Data transcript is created only if the command comes from the CDS and the bid was created. If the command comes from the EMTAS, then data transcript will be not created.

4.2.3 Bid cancellation

The request will allow cancellation of the EMTAS business module bid. The meaning of individual items is described below and is identical to cancellation through EMTAS.

One command will initiate cancellation of just one bid.

4.2.3.1 Command – 861 (ISOTEDATA) - Structure

The meaning of items is entirely consistent with the meanings specified in section 4.1.1 and in the structure set out in section 5.1.1. Mandatory fields are marked with hatching. Other items are optional.

Additionally the following rules are valid:

<i>ISOTEDATA/Trade</i>	<i>Meaning/Comment</i>
Error reaction	The entry must have the entire set of identical values in the whole file. The item is ready for mass cancellation, which is not supported in the automatic communication mode.

4.2.3.2 Response – 862 (RESPONSE)

The response structure is specified in section 4.14.1 with the general formats.

4.2.3.3 Data transcript – 863 (ISOTEDATA)

The data transcript structure is specified in section 4.2.11. with the general formats. Data transcript is created only if the command comes from the CDS and the bid was cancelled. If the command comes from the EMTAS, then data transcript will be not created.

4.2.4 *Bid acceptance*

The command will allow the bid acceptance in the EMTAS business module. The meaning of individual items is shown below and is identical to acceptance through EMTAS.

One command will include the cancellation of just one bid.

4.2.4.1 Command – 871 (ISOTEDATA) - Structure

The meaning of items is entirely consistent with the meanings specified in section 4.1.1 and in the structure set out in section 5.1.1. Mandatory fields are marked with hatching. Other items are optional.

4.2.4.2 Response – 872 (RESPONSE)

The response structure is specified in section 4.14.1 with the general formats.

4.2.4.3 Data transcript – 873 (ISOTEDATA)

The data transcript structure is specified in section 4.2.11. with the general formats. Data transcript is created only if the command comes from the CDS and the acceptance bid was created. If the command comes from the EMTAS, then data transcript will be not created.

4.2.5 *Bid status determination*

The request will allow determining the bid status in the EMTAS module. One operation will process just one request to identify the bid status, the resulting response may contain none, one or a set of bids.

4.2.5.1 Request – 881 (ISOTEREQ)

The meaning of items is entirely consistent with the meanings specified in section 4.1.1 and in the structure set out in section 5.1.2. Mandatory fields are marked with hatching. Other items are optional.

The query can be considered in two variants:

A – request for a specific bid:

<i>ISOTEREQ/Trade</i>	Meaning/Comment
Bid ID	Mandatory field
Bid version	Mandatory field

B – request for all bids in a specified interval:

<i>ISOTEREQ/Trade</i>	Meaning/Comment
Delivery day	Mandatory field
Bid origin	Optional item – If the item is not specified, all bids will be selected. If specified, only that type of the offer will be selected.
Hour	Optional field – If the item is specified, the bid's details for the particular hour will be selected. If not specified, all trading hours related to the specific bids will be selected.
<i>ISOTEREQ/Document</i>	Meaning/Comment
Market type	Optional field – If the item is specified, the bids, having traded for at least part of the energy on the specified market, will be selected. If the item is not specified, all bids are taken into account regardless of traded energy volume on both markets (including the bids that were not even partially accepted on any market).

If the request would contain completed items of both variants, **option A is always preferred.**

4.2.5.2 Response – 882 (RESPONSE)

The response structure is specified in section 4.14.1 with the general formats.

4.2.5.3 Data transcript – 883 (ISOTEDATA)

The data transcript structure is specified in section 4.2.11. with the general formats.

The data transcript may generate several bids for a single request. This assumption is valid for variant **B**.

4.2.6 Resultant BalM prices

The request will allow determining resultant prices of the traded bids on BalM. One operation will contain just one request to identify the resultant prices; the resulting response may be none, one or a set of results.

4.2.6.1 Command – 884 (ISOTEREQ)

The meaning of items is entirely consistent with the meanings specified in section 4.1.1 and in the structure set out in section 5.1.2. Mandatory fields are marked with hatching. Other items are optional.

The query can be considered in two variants:

A – request for a specific bid and a settlement version:

<i>ISOTEREQ/Trade</i>	Meaning/Comment
Bid ID	Mandatory field
Bid version	Mandatory field

Settlement version	Mandatory field (may contain following values: 2 - Daily Imbalance Settlement, 3 - Interim Monthly Settlement, 4 - Final Monthly Settlement)
--------------------	---

B – request for all bids related to a specific day and a settlement version:

<i>ISOTEREQ/Trade</i>	Meaning/Comment
Delivery day	Mandatory field
Settlement version	Mandatory field (may contain following values: 2 - Daily Imbalance Settlement, 3 - Interim Monthly Settlement, 4 - Final Monthly Settlement)

A combination of all parameters is allowed, anyway, if only the Settlement version field would be filled up in the request, the resulting response will contain an error message for incorrect parameters.

If the request would contain completed items of both variants; the resulting response will contain a combination of all items.

4.2.6.2 Response – 885 (RESPONSE)

The response structure is specified in section 4.14.1 with the general formats.

4.2.6.3 Data transcript – 886 (ISOTEDATA)

The data transcript structure is specified in section 4.2.11. with the general formats. The data transcript may generate several bids for a single request. This assumption is valid for variant **B**.

4.2.7 Notice board data

The request will allow identifying notice board data in the EMTAS module. One operation will process just one request to identify the notice board status; the resulting response may contain none, one or a set of bids depending on the request type and on the open trading hours.

4.2.7.1 Request – 891 (ISOTEREQ)

The meaning of items is entirely consistent with the meanings specified in section 4.1.1 and in the structure set out in section 5.1.2. Mandatory fields are marked with hatching. Other items are optional.

<i>ISOTEREQ/Trade</i>	Meaning/Comment
Hour	Optional field – If the item is specified, the bid's details for the particular hour will be selected (for time indivisible bids all open trading hours will be selected). If not specified, all trading hours related to the specific bids will be selected.
Delivery day	Mandatory field
<i>ISOTEREQ/Document</i>	Meaning/Comment
Market type	Mandatory field – defines the notice board, from which the required data were requested: <ul style="list-style-type: none"> ○ "VDT" – shows Notice board data of the IM market ○ "VT" – shows Notice board data of the BalM market

4.2.7.2 Response – 892 (RESPONSE)

The response structure is specified in section 4.14.1 with the general formats.

Additionally the following rules are valid for this part:

<i>ISOTEDATA/Trade</i>	Meaning/Comment
Bid ID	The item is not indicated.
Bid version	The item is not indicated.

4.2.7.3 Data transcript – 893 (ISOTEDATA)

The data transcript structure is specified in section 4.2.11. with the general formats.

<i>ISTOTEDATA</i>	Meaning/Comment
Participant (EAN)	Identification of a participant that is the bid owner. The field would be filled up if the TSO owns the bid. Identification of the RMP is available only to a TSO participant, if at the same time, access to this item is available in the EMTAS module on the specific market.

The data transcript may generate several bids for a single request.

4.2.8 Market results

As a result, we receive the total market (summary) data for the entire market. For the IM market The matter is referred to the total energy traded in the individual trading hours and the weighted average price mean of the energy traded in the individual trading hours.

For the BalM market the matter is referred to the total energy traded in the individual trading hours, divided up according to the type of the regulating energy RE+/RE- and the weighted average price (limit prices) mean submitted to the TSO. Data are similar to public reports WEB_20 and WEB_21. The request for BalM results is considered separately for the RE + and RE-.

4.2.8.1 Request – 901 (ISOTEREQ)

The meaning of items is entirely consistent with the meanings specified in section 4.1.1 and in the structure set out in section 5.1.2. Mandatory fields are marked with hatching. Other items are optional.

<i>ISOTEREQ/Trade</i>	Meaning/Comment
Bid type	This field is mandatory, if it is a question on the BalM market. Regulating energy is always considered on part of the supplier (SS) but not the ČEPS. It applies to the buy (N) that is negative regulating energy and the positive regulating energy – sell (P).
Delivery day	Mandatory field
Hour	Optional field – If the item is specified, the trading results for the particular hour will be selected. If not specified, all trading hours related to the specific market will be selected.
<i>ISOTEREQ/Document</i>	Meaning/Comment
Market type	Mandatory field – defines the notice board, from which the required data were requested: <ul style="list-style-type: none"> ○ "VDT" – shows Notice board data of the IM market ○ "VT" – shows Notice board data of the BalM market

4.2.8.2 Response – 902 (RESPONSE)

The response structure is specified in section 4.14.1 with the general formats.

Additionally the following rules are valid for this part:

<i>ISOTEDATA/Trade</i>	Meaning/Comment
------------------------	-----------------

Bid ID	The item is not indicated.
Bid version	The item is not indicated.

4.2.8.3 Data transcript – 903 (ISOTEDATA)

The data transcript structure is specified in section 4.2.11.

For this request to the following items have an amended meaning:

<i>ISOTEDATA/Trade/ProfileData</i>	Meaning/Comment
Volume	Volume traded throughout the market Volume is specified in tenth of MWh (the system can be switched to accept only whole MWh).
Price	The weighted average energy price (limit price) mean on the entire market is related to the traded volume. Price rounded to 2 decimal points stated in CZK.

4.2.9 Trading hours data

The request will identify the data of open trading hours in the EMTAS module. One task will contain just one requirement to identify the state of trading hours.

One operation will process just one request to identify the trading hour's status.

4.2.9.1 Request – 911 (ISOTEREQ)

The meaning of items is entirely consistent with the meanings specified in section 4.1.1 and in the structure set out in section 5.1.2. Mandatory fields are marked with hatching. Other items are optional.

<i>ISOTEREQ/Trade</i>	Meaning/Comment
Hour	Optional field – If the item is specified, the data for the particular hour will be selected. If not specified, all trading hours related to the specific delivery day will be selected.
<i>ISOTEREQ/Document</i>	Meaning/Comment
Market type	Mandatory field – defines the notice board, from which the required data were requested: <ul style="list-style-type: none"> ○ "VDT" – shows Notice board data of the IM market ○ "VT" – shows Notice board data of the BalM market

4.2.9.2 Response – 912 (RESPONSE)

The response structure is specified in section 4.14.1 with the general formats.

Additionally the following rules are valid for this part:

<i>ISOTEDATA/Trade</i>	Meaning/Comment
Bid ID	The item is not indicated.
Bid version	The item is not indicated.

4.2.9.3 Data transcript – 913 (ISOTEDATA)

The data transcript structure is specified in section 4.2.11.

4.2.10 The IM&BalM data notice boards change message.

This is a communication script where the trade system transmits information to neighboring systems related the change of the IM&BalM notice boards that occurs after the transactions listed below:

- Bid Enter/Update
- Bid replacement
- Bid cancellation
- Bid modification with cancellation
- Bid acceptance
- IM&BalM trading hours open
- IM&BalM trading hours close
- Bid withdrawal

Notification will be sent in the form of RESPONSE message, together with a copy of the notice board data (ISOTEDATA) for all SS, who have the right to accept bids on the IM&BalM market. Notification will be generated automatically as part of the processing of registered data distribution requests of the amended notice board.

4.2.10.1 Response – 932 (RESPONSE)

The response structure is specified in section 4.14.1 with the general formats.

Additionally the following rules are valid for this part:

<i>RESPONSE/Reason</i>	<i>Meaning/Comment</i>
Bid ID	The item is not indicated.
Bid version	The item is not indicated.

4.2.10.2 Data transcript – 933 (ISOTEDATA)

The data transcript structure is specified in section 4.2.11. with the general formats.

The notice board can generate more bids in the data transcript.

4.2.11 Bid transcript general format (ISOTEDATA - 853, 863, 873, 883, 886)

The meaning of items is entirely consistent with the meanings specified in section 4.1.1 and in the structure set out in section 5.1.1. Mandatory fields are marked with hatching. Other items are optional.

4.2.12 Current Market results

As current result, we receive the total market (summary) data for the trades made on IM and BalM even in the time before the closure of trading hour. For the IM market the matter is referred to the total energy traded in the individual trading hours and the weighted average price mean of the energy traded in the individual trading hours, moreover price of the last accepted bid on IM will be listed if acceptance of IM bid was carried out in a given hour.

For the BalM market the matter is referred to the total energy traded in the individual trading hours, divided up according to the type of the regulating energy RE+/RE- and the weighted average price mean of the energy. Data are similar to public reports WEB_20 and WEB_21. The request for BalM results is considered separately for the RE+ and RE-.

4.2.12.1 Request – 914 (ISOTEREQ)

The meaning of items is entirely consistent with the meanings specified in section 4.2.1 and in the structure set out in section 5.1.2. Mandatory fields are marked with hatching. Other items are optional.

ISOTEREQ/Trade	Meaning/Comment
Bid type	This field is mandatory, if it is a question on the BalM market. Regulating energy is always considered on part of the supplier (SS) but not the ČEPS. It applies to the buy (N) that is negative regulating energy and the positive regulating energy – sell (P).
Delivery day	Mandatory field
Hour	Optional field – If the item is specified, the trading results for the particular hour will be selected. If not specified, all trading hours related to the specific market will be selected.
ISOTEREQ/Document	Meaning/Comment
Market type	Mandatory field – defines the notice board, from which the required data were requested: <ul style="list-style-type: none"> ○ "VDT" – shows Notice board data of the IM market ○ "VT" – shows Notice board data of the BalM market

4.2.12.2 Response – 915 (RESPONSE)

The response structure is specified in section 4.14.1 with the general formats.

Additionally the following rules are valid for this part:

ISOTEDATA/Trade	Meaning/Comment
Bid ID	The item is not indicated.
Bid version	The item is not indicated.

4.2.12.3 Data transcript – 916 (ISOTEDATA)

The data transcript structure is specified in section 4.2.11.

For this request to the following items have an amended meaning:

ISOTEDATA/Trade/ProfileData	Meaning/Comment
Volume	Volume traded throughout the market Volume is specified in tenth of MWh (the system can be switched to accept only whole MWh).
Price	The weighted average energy price (limit price) mean on the entire market is related to the traded volume. Price rounded to 2 decimal points stated in CZK. / Price of the last accepted bid on IM if acceptance of IM bid was carried out in a given hour.

4.3 DM communication scripts

Single items of this section are defined in the maximum classification, which means that some items may be accumulated in a common format of the data into one item (e.g. items of a date type), or may not be used at all.

4.3.1 DM bid structure items meaning – ISOTEDATA/ISOTEREQ

The sentence structure will consist of the following items:

ISOTEDATA	Meaning/Comment	ISOTEREQ
Message code	Message code that identifies a message type.	Yes
ISOTEDATA/Trade	Meaning/Comment	
Delivery day	Delivery day for which the bid was generated. It means a date in the form of YYYY-MM-DD.	Yes
Bid type	Identifies whether it is a buy (N) or a sell (P) bid.	Yes
Block 1 total acceptance	Identifies whether the participant agreed to accept the condition to apply overall acceptance of the first block (A) or not (N). This option applies only to selling (sell) bids. In case of buying (buy) bids only the value (N) is allowed.	n/a
Comment	DM bid description. Maximum length is 30 characters.	n/a
Bid cancellation time	The time mark of the bid cancellation in the form of YYYY-MM-DDThh:mm:ss.	n/a
Bid ID	Bid ID (identifier) used within EMTAS. This is a seven-digit number. Along with bid version it is a unique bid identifier in the CS OTE system.	Yes
Bid version	Bid version within EMTAS. This is a three-digit number. Along with bid ID it is a unique bid identifier in the CS OTE system.	Yes
Replaced	Attribute that indicates, whether the bid was replaced with a new version (A – replaced, N – not replaced).	n/a
Default bid attribute	Attribute that indicates, whether it was a DM default (A) bid or not (N). Currently, the system does not support default bids.	n/a
Bid entry time	Time mark of the bid entry into the source system in form of YYYY-MM-DDThh:mm:ss. It is mandatory for bids intended for DM coordination.	n/a
Error code	Identification of errors that can occur during processing the request. Individual identifiers will be defined by a dial (section 4.14.3).	n/a
Settlement currency code	Currency for Day-ahead market settlement (CZK/EUR).	n/a
Data source	Identification of the source system, which received the bid (PX/OTE).	n/a

Bid status	Attribute that indicates, whether the bid is valid (P) or not (N).	n/a
Bid cancellation attribute	Attribute that indicates, whether the bid was cancelled (A) or not (N).	n/a
ISOTEDATA/Trade/ProfileData	Meaning/Comment	
Hour	Identification of the trading hour for which the required action will be performed. The defined interval is 1 to 25, depending on the number of hours of a trading day. (winter/summer time shift – 23; summer/winter time shift – 25). Detailed records for each item must be clear and must be sorted in ascending order.	n/a
Volume	Volume is entered for a specified trading hour. Volume is specified in tenth of MWh.	n/a
Price	Price for one MWh. Price is defined in whole EUR (historical price data can be still in CZK).	n/a
Block 1 volume divisibility	Volume divisibility attribute will be taken into account only for block 1, but it must be entered for all blocks (A – volume is divisible, N – volume is not divisible). Buy bids can only have the value A.	n/a
Trading block ID	Trading block identification (BC01-25, BP01-25). For separate trading hours the item must be sorted in ascending order.	n/a
ISOTEDATA	Meaning/Comment	ISOTEREQ
Participant (EAN)	A unique identification of the participant within IS OTE (EAN). It means the participant that created a DM bid. Regarding the DM bid coordination the matter is referred to the anonymous participant code or EIC according to the anonymity settings.	n/a

4.3.2 DM bid entry

The request will allow the entry/replacement of the DM bid. The meaning of individual items is shown below and is identical to the entry through EMTAS.

One operation will process exactly one bid.

4.3.2.1 Request – 811 (ISOTEDATA)

The data sentence structure expected in the EMTAS module.

The meaning of items is entirely consistent with the meanings specified in section 4.2.1 and in the structure set out in section 5.2.1. Mandatory fields are marked with hatching. Other items are optional.

4.3.2.2 Response – 812 (RESPONSE)

The response structure is specified in section 4.14.1. with the general formats.

4.3.2.3 Data transcript – 813 (ISOTEDATA)

The data transcript structure is specified in section 4.3.5. with the general formats. Data transcript is created only if the request comes from the automatic communication and the bid was created. If the request comes from the EMTAS, then data transcript will be not created.

4.3.3 DM bid cancellation

The request will allow the cancellation of the DM bid. The meaning of individual items is shown below and is identical to the cancellation through EMTAS.

One operation will process exactly one bid cancellation.

4.3.3.1 Request – 821 (ISOTEDATA)

The meaning of items is entirely consistent with the meanings specified in section 4.2.1 and in the structure set out in section 5.2.1. Mandatory fields are marked with hatching. Other items are optional.

4.3.3.2 Response – 822 (RESPONSE)

The response structure is specified in section 4.14.1. with the general formats.

4.3.3.3 Data transcript – 823 (ISOTEDATA)

The data transcript structure is specified in section 4.3.5. with the general formats.

Data transcript is created only if the request comes from the automatic communication and the bid was cancelled. If the request comes from the EMTAS, then data transcript will be not created.

4.3.4 DM bid status determination

The request will allow identifying the DM bid status in the EMTAS module. One operation will process just one request to identify the bid status, the resulting response may contain none, one or a set of bids.

4.3.4.1 Request – 831 (ISOTEREQ)

The data sentence structure expected in the EMTAS module.

The meaning of items is entirely consistent with the meanings specified in section 4.2.1 and in the structure set out in section 5.2.2. Mandatory fields are marked with hatching. Other items are optional.

The query can be considered in two variants:

A – request for a specific bid:

ISOTEDATA/Trade	Meaning/Comment
Bid ID	Mandatory field
Bid version	Mandatory field

B – request for all bids related to a specific trading day:

ISOTEDATA/Trade	Meaning/Comment
Delivery day	Mandatory field

If the request would contain completed items of both variants, **option A is always preferred.**

4.3.4.2 Response – 832 (RESPONSE)

The response structure is specified in section 4.14.1. with the general formats.

4.3.4.3 Data transcript – 833 (ISOTEDATA)

The data transcript structure is specified in section 4.3.5. with the general formats.

The data transcript may generate several bids for a single request. This assumption is valid for the variant **B**.

4.3.5 DM bid transcript general format (ISOTEDATA - 813, 823, 833)

The meaning of items is entirely consistent with the meanings specified in section 4.2.1 and in the structure set out in section 5.2.1. Mandatory fields are marked with hatching. Other items are optional.

4.4 BM communication scripts

Single items of this section are defined in the maximum classification, which means that some items may be accumulated in a common format of the data into one item (e.g. items of a date type), or may not be used at all.

4.4.1 BM order structure items meaning – ISOTEDATA/ISOTEREQ

The sentence structure will consist of the following items:

<i>ISTOTEDATA</i>	Meaning/Comment	ISOTEREQ
Message code	Message code for identification of the message type.	Yes
<i>ISOTEDATA/Trade</i>	Meaning/Comment	
Order type/Trade type	Identifies whether it is a sell (P) or a buy (N) order / trade.	n/a
Instance title	Maximum item length is 30 characters.	Yes
Order cancellation time	Order cancellation time mark in form of YYYY-MM-DDThh:mm:ss.	n/a
Order code	Order identification code used within EMTAS. This is a ten-digit number.	Yes
Automatic cancellation attribute	The attribute that indicates, whether the order was automatically cancelled or cancelled by the user (A – automatically cancelled, U – cancelled by the user, if not cancelled the item is not indicated).	n/a
Order attribute - mode	The attribute that indicates, whether the order was entered in the market maker mode (T – market maker mode, not indicated for standard mode).	n/a
Order entry time /Trade creation time	Order/trade entry time mark in form of YYYY-MM-DDThh:mm:ss.	Yes
Trading type	Trading type, for which the order is determined (A – auction, K – continual, AK – auction and continual). Still always K.	
Order status	The attribute that indicates, whether the order is valid (P) or invalid (N).	n/a
Trade code	Defines the identification code of created trade.	Yes
<i>ISOTEDATA/Trade/ProfileData</i>	Meaning/Comment	
Order index	Identification of detail records. For the BM trading the following is valid: 1 – trade price and number of contracts, 2 – total amount and traded volume. For the trading screen the following is valid: 1 to 5 – top 5 orders to buy, 6 to 10 – top 5 orders to sell, 11 – day statistics, 12 – product (instance) statistics.	n/a
Traded volume and Final price/Bottom price	Indicates for the BM trading the specified instance traded volume. For the trading screen this indicates the latest traded order price of the specified instance (product) or the bottom price in daily statistics related to instance (product) trading.	n/a
Limit price, Trading price/Total amount and Limit price/Ceiling price	A limit price for one MWh in orders (price stated in whole CZK). A trade price or a total amount for the BM trading. For the trading screen it means a limit price in orders related to the specified instance (product) or a ceiling price in daily statistics related to instance (product) trading.	n/a

Number of contracts	A number of contracts in the order.	n/a
Number of traded contracts	A number of BM traded contracts related to the specific instance (product).	n/a
ISOTEDATA/Trade/Party	Meaning/Comment	
Participant (EAN)	A unique participant ID within IS OTE (EAN).	n/a

A BM market order to be successful must meet following requirements:

- 1) The order must be successfully entered for a specific instance (product).
- 2) The order must be valid – the item „Order status” must have the value „P“.
- 3) The order must not be cancelled – the item „Automatic cancellation attribute“ must have no value - the field is blank.

4.4.2 BM order entry

This request will allow entering a new BM order with an option to cancel the order that was entered earlier. The meaning of individual items is shown below and is identical to the entry through EMTAS.

One operation will process exactly one order entry.

4.4.2.1 Request – 854 (ISOTEDATA)

The meaning of items is entirely consistent with the meanings specified in section 4.3.1 and in the structure set out in section 5.3.1. Mandatory fields are marked with hatching. Other items are optional.

When entering a new order it is possible to specify a code of the existing order, which will be cancelled by this operation (the previously entered order will be replaced with a new one), if the existing order was not changed (already cancelled or traded). In the case that the order code is missing only a new order will be entered.

4.4.2.2 Response – 855 (RESPONSE)

The response structure is specified in section 4.14.1. with the general formats.

4.4.2.3 Data transcript – 856 (ISOTEDATA)

The data transcript structure is specified in section 4.4.13. with the general formats. Data transcript is created only if the request comes from the automatic communication and the order was created.

4.4.3 BM order cancellation

This request will allow cancelling a BM order. The meaning of individual items is shown below and is identical to the cancellation through EMTAS.

One operation will process exactly one order or a set of orders cancellation for a specific product (instance).

4.4.3.1 Request – 857 (ISOTEDATA)

The meaning of items is entirely consistent with the meanings specified in section 4.3.1 and in the structure set out in section 5.3.1. Mandatory fields are marked with hatching. Other items are optional.

The cancellation can be considered in two variants:

A – cancellation of a specific order:

ISOTEDATA/Trade	Meaning/Comment
Order code	Mandatory field

B – cancellation of all orders related to a specific instance (product):

ISOTEDATA/Trade	Meaning/Comment
Instance title	Mandatory field

4.4.3.2 Response – 858 (RESPONSE)

The response structure is specified in section 4.14.1. with the general formats.

4.4.3.3 Data transcript – 859 (ISOTEDATA)

The data transcript structure is specified in section 4.4.13. with the general formats. Data transcript is created only if the request comes from the automatic communication and the order was cancelled. If the request comes from the EMTAS, then data transcript will be not created.

4.4.4 BM order status determination

The request will allow identifying the BM order status in the EMTAS module. One operation will process just one request to identify the order status, the resulting response may contain none, one or a set of orders.

4.4.4.1 Request – 864 (ISOTEREQ)

The meaning of items is entirely consistent with the meanings specified in section 4.3.1 and in the structure set out in section 5.3. Mandatory fields are marked with hatching. Other items are optional.

The query can be considered in three variants:

A – request for a specific order:

ISOTEREQ/Trade	Meaning/Comment
Order code	Mandatory field

B – request for an order related to a specific instance (product):

ISOTEREQ/Trade	Meaning/Comment
Instance title	Mandatory field

C – request for an order related to a specific order entry day:

ISOTEREQ/Trade	Meaning/Comment
Order entry time	Mandatory field

If the request items would be filled up with two or all three variants, **the request will be treated as an error query.**

4.4.4.2 Response – 865 (RESPONSE)

The response structure is specified in section 4.14.1. with the general formats.

4.4.4.3 Data transcript – 866 (ISOTEDATA)

The data transcript structure is specified in section 4.4.13. with the general formats. The data transcript may generate several orders for a single request. This assumption is valid for the variants **B and C.**

4.4.5 BM trade status determination

The request will allow identifying the BM trade status in the EMTAS module. One operation will process just one request to identify the trade status; the resulting response may contain none, one or a set of trades.

4.4.5.1 Request – 874 (ISOTEREQ)

The data sentence structure expected in the EMTAS module.

The meaning of items is entirely consistent with the meanings specified in section 4.3.1 and in the structure set out in section 5.3.2. Mandatory fields are marked with hatching. Other items are optional.

The query can be considered in three variants:

A – request for a specific trade:

<i>ISOTEREQ/Trade</i>	Meaning/Comment
Trade code	Mandatory field

B – request for trades related to a specific instance (product):

<i>ISOTEREQ/Trade</i>	Meaning/Comment
Instance title	Mandatory field

C – request for trades related to a specific trade creation day:

<i>ISOTEREQ/Trade</i>	Meaning/Comment
Trade creation time	Mandatory field

If the request items would be filled up with two or all three variants, **the request will be treated as an error query.**

4.4.5.2 Response – 875 (RESPONSE)

The response structure is specified in section 4.14.1. with the general formats.

4.4.5.3 Data transcript – 876 (ISOTEDATA)

The data transcript structure is specified in section 4.4.13. with the general formats.

The data transcript may generate several trades for a single request. This assumption is valid for the variants **B and C.**

4.4.6 *BM trading screen status change notification*

This is a communication script where the trade system transmits information to the rest of the neighboring systems on the BM trading screen status changes that occur after the transactions listed below:

- Order entry
- Order cancellation by the user/system

Notification will be sent in the form of RESPONSE message along with the transcript trading screen status of the ISOTEDATA trading to all SS, which have the right to trade on BM.

4.4.6.1 Response – 868 (RESPONSE)

The response structure is specified in section 4.14.1 with the general formats.

Additionally the following rules are valid for this part:

ISOTEDATA/Trade	Meaning/Comment
Order code	The item is not indicated

4.4.6.2 Data transcript – 869 (ISOTEDATA)

The data transcript structure is specified in section 4.4.13. with the general formats.

The trading screen data transcript may generate several orders.

4.4.7 *BM notification of instance opening*

This is a communication script where the trade system transmits information to the rest of the neighboring systems on a specific transaction, in this case – on the instance (product) opening. Notification will be sent in the form of RESPONSE message all SS, which have the right to trade on BM. When CDS mails are assigned to a specific message it is possible to take a decision for a separate SS, of whether such information would be transmitted to them or would remain at the CDS level in the unsent messages folder (or messages sent to the default CDS mail).

4.4.7.1 Response – 984 (RESPONSE)

The response structure is specified in section 4.14.1 with the general formats.

4.4.8 *BM notification of not opening an instance*

This is a communication script where the trade system transmits information to the rest of the neighboring systems on a specific transaction, in this case – on the instance (product) not opening. Notification will be sent in the form of RESPONSE message all SS, which have the right to trade on BM. When CDS mails assigning to the specific message it is possible to take a decision for a separate SS, whether such information would be transmitted to them or would remain at the CDS level in the unsent messages folder (or messages sent to the default CDS mail).

4.4.8.1 Response – 988 (RESPONSE)

The response structure is specified in section 4.14.1 with the general formats.

4.4.9 *BM instance trading opening notification*

This is a communication script where the trade system transmits information to the rest of the neighboring systems on a specific transaction, in this case – on the instance (product) trading opening. Notification will be sent in the form of RESPONSE message all SS, which have the right to trade on BM. When CDS mails assigning to the specific message it is possible to take a decision for a separate SS, whether such information would be transmitted to them or would

remain at the CDS level in the unsent messages folder (or messages sent to the default CDS mail).

4.4.9.1 Response – 985 (RESPONSE)

The response structure is specified in section 4.14.1 with the general formats.

4.4.10 *BM instance trading closing notification*

This is a communication script where the trade system transmits information to the rest of the neighboring systems on a specific transaction, in this case – on the instance (product) trading closing. Notification will be sent in the form of RESPONSE message all SS, which have the right to trade on BM. When CDS mails assigning to the specific message it is possible to take a decision for a separate SS, whether such information would be transmitted to them or would remain at the CDS level in the unsent messages folder (or messages sent to the default CDS mail).

4.4.10.1 Response – 986 (RESPONSE)

The response structure is specified in section 4.14.1 with the general formats.

4.4.11 *BM trading aggregation notification*

This is a communication script where the trade system transmits information to the rest of the neighboring systems on a specific transaction, in this case – BM aggregation. Notification will be sent in the form of RESPONSE message all SS, which have the right to trade on BM. When CDS mails assigning to the specific message it is possible to take a decision for a separate SS, whether such information would be transmitted to them or would remain at the CDS level in the unsent messages folder (or messages sent to the default CDS mail). Notification will be generated automatically as part of the BM aggregation process in the phase next to the successful completion of aggregation.

4.4.11.1 Response – 983 (RESPONSE)

The response structure is specified in section 4.14.1 with the general formats.

4.4.12 *Instance trading results publishing notification*

This is a communication script where the trade system transmits information to the rest of the neighboring systems on a specific transaction, in this case – instance trading results publishing. Notification will be sent in the form of RESPONSE message all SS, which have the right to trade on BM. When CDS mails assigning to the specific message it is possible to take a decision for a separate SS, whether such information would be transmitted to them or would remain at the CDS level in the unsent messages folder (or messages sent to the default CDS mail).

4.4.12.1 Response – 987 (RESPONSE)

The response structure is specified in section 4.14.1 with the general formats.

4.4.13 BM order transcript general format (ISOTEDATA - 856, 859, 866, 869, 876)

The meaning of items is entirely consistent with the meanings specified in section 4.3.1 and in the structure set out in section 5.3.1. Mandatory fields are marked with hatching. Other items are optional.

4.5 Query communication script upon BM data instances (products)

4.5.1 BM instance (product) items structure determination – ISOTEMASTERDATA

Data structure will consist of the following items:

ISOTEMASTERDATA	Meaning/Comment
Message code	Message code that identifies a message type.
ISOTEMASTERDATA/Instance	Meaning/Comment
Instance	Product (instance) short title.
Long instance title	Product (instance) description.
Instance class	Specifies the instance (product) supply period length of the delivery of the product (a week or a day). Currently only the D (Daily) value may be selected.
Block type	Specifies the instance (product) supply period interval (B – Baseload, P – Peakload, O – Offpeakload).
Instance location	Physical supply location. Assumed the Czech electricity system.
Instance contract unit	Contractual unit (e.g., MWh).
Instance currency unit	Currency unit. This can have values in CZK and EUR (for future use).
Settlement type	Method of settlement of a completed trade (default PS – physical supply).
Contract volume	Volume of a single contract in terms of defined units. Technological limit is 0,1 – 999.
Minimum supply volume	Minimum supply volume is the product of the number of hours of the supply interval, number of days of the supply period and the minimum tradable unit (MWh).
Initial delivery day	The supply period initial day in the form of YYYY-MM-DD.
Final delivery day	The supply period final day in the form of YYYY-MM-DD.
ISOTEMASTERDATA/Instance/Interval	Meaning/Comment
Order index	The detail record order number.
Supply interval	The delivery day in the form of YYYY-MM-DD.
Supply interval - initial period	The initial trading hour index of the continuous interval of trading hours on the delivery day. It is a two-digit number, e.g. 01. The defined interval is 01 to 25 taking into account the number of hours of the day (default 24 hours, winter/summer time shift – 23; summer/winter time shift – 25).
Supply interval – final period	The final trading hour index of the continuous interval of trading hours on the delivery day. It is a two-digit number, e.g. 24. The defined interval is 01 to 25 taking into account the number of hours of the day (default 24 hours, winter/summer time shift – 23; summer/winter time shift – 25).
Event title	The time event title within the instance (product) life cycle: <ul style="list-style-type: none"> • N_ISSUE – instance not opening notification, • ISSUE - instance opening notification, • TRC_START_MM – continual trading commencement for the market maker, • TRC_START_SS - continual trading commencement for subjects of settlement, • TRC_CLOSE - continual trading completion, • AGGREG – data aggregation, • PUBLICATION – data publishing
Time of event	The time mark of the event occurrence in the form of YYYY-MM-DDThh:mm:ss.

4.5.2 BM instance (product) data

The request will allow identifying the instance (product) data in the EMTAS module. One operation will process just one request to identify the instance (product) data, the resulting response may contain none, one or a set of instances.

4.5.2.1 Request – 877 (ISOTEREQ)

The meaning of items is entirely consistent with the meanings specified in section 4.4.1 and in the structure set out in section 5.4.2. Mandatory fields are marked with hatching. Other items are optional.

ISOTEREQ/Trade	Meaning/Comment
-----------------------	------------------------

Product	Mandatory field – note: using the asterisk character as a wildcard marker (e.g., DB0801*) it is possible to enquire for more instances, then the request would process all daily baseload instances (products) related to January 2008.
---------	--

4.5.2.2 Response – 878 (RESPONSE)

The response structure is specified in section 4.14.1 with the general formats.

4.5.2.3 Data transcript – 879 (ISOTEMASTERDATA)

The meaning of items is entirely consistent with the meanings specified in section 4.4.1 and in the structure set out in section 5.4.1. Mandatory fields are marked with hatching. Other items are optional.

The data transcript may generate several instances for a single request. This assumption is valid for the variant of the use of the asterisk character as a wildcard marker in the instance title.

4.6 Communication scripts of DM results

This section describes a distribution procedure of Day-ahead market results received from the area and from the subject entities to the external organizer of the Day-ahead market, as well as the procedure of receiving the report message thereof from the external organizer of the Day-ahead market.

This section describes particular scripts.

Single items of this section are defined in the maximum classification, which means that some items may be accumulated in a common format of the data into one item (e.g., items of a date type), or may not be used at all.

4.6.1 DM results items structure determination – ISOTEDATA

The sentence structure will consist of the following items:

ISTOTEDATA	Meaning/Comment
Message code	Message code that identifies the message type.
ISOTEDATA/Trade	Meaning/Comment
Date/Delivery day	Matching date/delivery day in the form of YYYY-MM-DD.
Bid type	Identifies whether it is a buy (N) or a sell (P) bid. It is used only for the message 939.
Matching ID	A unique matching identifier within a specific day.
Message code notification	An identifying code for different DM trading results (states): <ul style="list-style-type: none"> RC001 – The bid was removed by reason of complex indivisibility conditions RC002 - The bid was not matched by reason of optimizing the matching result (application of optimization criteria for maximizing the traded volume)
Message text	Only for reason code specification. The item (field) is optional.
Bid ID	Bid identification: <ul style="list-style-type: none"> bids entered in the CZ – external bid identifier (generated by a system on the part of recipient, i.e. the external Market operator system) bids entered in the SK – internal bid identifier (generated by the CS OTE system)
Bid version	Bid version. Along with the bid ID it is a unique bid identifier. <ul style="list-style-type: none"> bids entered in the CZ – external bid version (generated by a system on the part of recipient, i.e. the external Market operator system) bids entered in the SK – internal bid version (generated by the CS OTE system)
Area	Bid entry area identifier (CZ, SK).
ISOTEDATA/Trade/ProfileData	Meaning/Comment
Hour	A trading hour index related to a specified delivery day. The defined interval is 1 to 25 taking into account the number of hours of the trading day (winter/summer time shift – 23; summer/winter time shift – 25).
Electricity/ Matched electricity	The total volume of matched bids in the CZ and SK within a specified hour in MWh / matched electricity volume within a specified hour. If the item "Period matching attribute" = P, then the volume of matched electricity is less than the volume offered / demanded. If the item "Period matching attribute" = N, then the volume of matched electricity is equal to zero. If the item "Period matching attribute" = A, then the volume of matched electricity is equal to the volume offered / demanded.
Period matching attribute	The attribute of a total/all (A) or a partial (P) matching of the offered / demanded volume or of a not matched bid (N) within a specified hour.
System price	Marginal price resulted from a matching of bids in both areas within a specified hour. If during that hour the demand did not exceed the capacity profile (demand excess), items of "Price CZ", "Price SK" and "Price system" will have equal value. In case there occurred such a demand excess, values of those items may be different from each other.
System volume	Marginal volume resulted from a matching of both areas within a specified hour. If during that hour the demand did not exceed the capacity profile (demand excess), the items "Total volume" and "System volume" will have equal value. In case there occurred such a demand excess, values of those items may be different from each other.
Price CZ	The marginal price of matched bids in the CZ within a specified hour (EUR).
Volume CZ - sell	Total volume of matched sell bids in the CZ within a specified hour (MWh).
Volume CZ - buy	Total volume of matched buy bids in the CZ within a specified hour (MWh).
Price SK	Marginal price of matched bids in the SK within a specified hour (EUR).
Volume SK - sell	Total volume of matched sell bids in the SK within a specified hour (MWh).

Volume SK - buy	Total volume of matched buy bids in the SK within a specified hour (MWh).
Flow CZ => SK	Energy flow from the CZ area to the SK area (export from the CZ). Settled as a difference between the CZ sell volume and the CZ buy volume within a specified hour. The item is specified only if the resulting value is positive or zero. Energy flow is specified as its absolute value.
Requested flow CZ => SK	Requested energy flow from the CZ area to the SK area (export from the CZ). In case that the demand did not exceed the capacity profile (demand excess) in the appropriate direction, the item value is equal to the value of the resulting flow field (the value „Flow CZ => SK“). In case that the demand exceeded the available capacity profile in the appropriate direction, the item value would exceed the value of the resulting flow and would also be higher than the available capacity profile in the appropriate direction.
Flow SK => CZ	Energy flow from the SK area to the CZ area (import into the CZ). Settled as a difference between the CZ sell volume and the CZ buy volume within a specified hour. The item is specified only if the resulting value is negative or zero.
Requested flow SK => CZ	Energy flow from the SK area to the CZ area (export from the SK). In case that the demand did not exceed the capacity profile (demand excess) in the appropriate direction, the item value is equal to the value of the resulting flow field (the item „Flow SK => CZ“). In case that the demand exceeded the available capacity profile in the appropriate direction, the item value would exceed the value of the resulting flow and also be higher than the available capacity profile in the appropriate direction.
Message code	Notification or error message description specification at the level of a trading day hour (e.g. about marginal values missing by reason of buy or sell bids absence).
Message text	Notification or error message description specification at the level of a trading day hour. The field would be filled up in the case that it would be necessary to specify a notification or an error message, defined by the code.
Profile ID	Detailed information on the identification of profiles is specified in section 5.13 Allocation of profiles to IS OTE data.
ISOTEDATA/Trade/Party	Meaning/Comment
Participant (EAN)	Unique participant identification within IS OTE (EAN) . It means the participant that is a DM bid owner. Regarding the DM coordination bids the matter is referred to the anonymous participant code, or EIC according to the anonymity settings.

4.6.2 DM results in the area

The request will allow receiving/sending DM results in the area. The meaning of individual items is described below.

One operation will process the DM results of just one day.

4.6.2.1 Request – 936 (ISOTEDATA)

The meaning of items is entirely consistent with the meanings specified in section 4.5.1 and in the structure set out in section 5.5. Mandatory fields are marked with hatching. Other items are optional.

Additionally the following rules are valid:

ISOTEDATA/Trade	Meaning/Comment
Message code notification	Identifying codes for various notification types related to the DM results in the area: <ul style="list-style-type: none"> RC006 - Marginal values determining has not taken place within any matching period. All sell bids were removed by reason of complex indivisibility conditions.
ISOTEDATA/Trade/ProfileData	Meaning/Comment
Hour	The hour with the index 25 (winter/summer time shift – 24; summer/winter time shift – 26) identifies a record containing daily statistics of all hours of the day.
Electricity	A total volume of matched bids in the CZ and SK within a specified hour (MWh).
Message code	Notification or error message description specification at the level of a trading day hour (e.g. about marginal values missing by reason of buy or sell bids absence): <ul style="list-style-type: none"> RC007 – No buy bids within a period. No marginal values were determined for that period. RC008 - No sell bids within a period. No marginal values were determined for that period. RC009 - All sell bids within a period were removed by reason of complex indivisibility conditions. No marginal values were determined for that period.

4.6.3 DM results related to SS

Request will allow receiving/sending DM results related to particular subjects/participants. The meaning of individual items is described below.

One operation will process DM results related to particular subjects/participants of just one day. This message (report) will contain a set of results related to particular subjects.

4.6.3.1 Request – 939 (ISOTEDATA)

The meaning of items is entirely consistent with the meanings specified in section 4.5.1 and in the structure set out in section 5.5. Mandatory fields are marked with hatching. Other items are optional.

Additionally the following rules are valid:

ISOTEDATA/Trade	Meaning/Comment
Message code Notification	Identifying codes for various notification types related to the DM results in the area: <ul style="list-style-type: none"> • RC001 – The bid was removed by reason of complex indivisibility conditions. • RC002 - The bid was not matched by reason of optimizing the matching result (application of optimization criteria for maximizing the traded volume).
ISOTEDATA/Trade/ProfileData	Meaning/Comment
Matched electricity	The total volume of matched electricity within a specified hour. If the item "Period matching attribute" = P, then the volume of matched electricity is less than the volume offered / demanded. If the item "Bid matching attribute" = N, then the volume of matched electricity is equal to zero. If the item "Bid matching attribute" = A, then the volume of matched electricity is equal to the volume offered / demanded.
Message code	Notification or error message description specification at the level of a trading day hour (e.g. about marginal values missing by reason of buy or sell bids absence): <ul style="list-style-type: none"> • RC003 – The bid was not matched within a specified period. The price does not match defined marginal values. • RC004 – Matched partially by reason of volume splitting. • RC005 – The block was removed by reason of volume indivisibility conditions related to the block 1 bid component.

XML files contain extended structure with an option to repeat the ProcReason element

4.6.4 DM trade results determination in the area

The request will allow the external market initiator to determine DM trade results in the area. One operation will process just one request to determine the DM trade results in the area.

4.6.4.1 Request – 934 (ISOTEREQ)

The meaning of items is entirely consistent with the meanings specified in section 4.5.1 and in the structure set out in section 5.5. Mandatory fields are marked with hatching. Other items are optional.

The query can be considered for a specific day:

ISOTEREQ/Trade	Meaning/Comment
Date	Mandatory field

4.6.4.2 Response – 935 (RESPONSE)

The response structure is specified in section 4.14.1 with the general formats.

4.6.4.3 Data transcript – 936 (ISOTEDATA)

The data transcript structure is specified in section 5.5.

4.6.5 DM SS trade results determination

The request will allow the external market initiator to determine DM trade results related to specific SS. One operation will process just one request to determine the DM trade results related to specific SS.

4.6.5.1 Request – 937 (ISOTEREQ)

The meaning of items is entirely consistent with the meanings specified in section 4.5.1 and in the structure set out in section 5.5. Mandatory fields are marked with hatching. Other items are optional.

The query can be considered for a specific day:

<i>ISOTEREQ/Trade</i>	Meaning/Comment
Date	Mandatory field

4.6.5.2 Response – 938 (RESPONSE)

The response structure is specified in section 4.14.1 with the general formats.

4.6.5.3 Data transcript – 939 (ISOTEDATA)

The data transcript structure is specified in section 5.5.1. The data transcript may generate several SS trade results for a single request.

4.6.6 Notification about change (shift) of gate closure time – 981 (RESPONSE)

Notification about change (shift) of gate closure time in DM (time) . Notification about shift of publication of results in DM(time).

Structure of response is presented in chapter 4.1.1 and Summary of notification structure – RESPONSE in chapter 5.11.1

4.6.7 Mass messages DM (RESPONSE)

The mass messages to participants trading on the DM are sent by specific events during the DM. These are the following reports (identified by message-code):

- 904 ATC publication delay
- 905 GCT of bids submission displacement
- 906 DM results delay
- 907 DM results delay, decoupling possibility
- 908 Decoupling
 - CZ-SK-HU Full Decoupling

- CZ-SK-HU Decoupling
- CZ-SK-HU Early Decoupling
- 909 Zero ATC values
- 910 ATC publication delay, decoupling possibility

Structure of message is presented in chapter 4.1.1 and Summary of notification structure – RESPONSE in chapter 5.11.1

4.7 Communications scripts for gas DM

Single items of this section are defined in the maximum classification, which means that some items may be accumulated in a common format of the data into one item (e.g., items of a date type), or may not be used at all.

4.7.1 DM bid structure items meaning – ISOTEDATA/ISOTEREQ

The sentence structure will consist of the following items:

ISOTEDATA	Meaning/Comment	ISOTEREQ
Message code	Message code that identifies a message type.	Yes
Commodity code	Commodity is type of energy, which is traded on energy market. System support trading for commodities electricity (E) and gas (P).	n/a
ISOTEDATA/Trade	Meaning/Comment	
Gas day	Gas day for which the bid was generated. It means a date in the form of YYYY-MM-DD.	Yes
Session	Time interval pro trading on day market: morning (1), afternoon (2)	Yes
Bid type	Identifies whether it is a buy (N) or a sell (P) bid.	n/a
Comment	DM bid description. Maximum length is 30 characters.	n/a
Bid cancellation time	The time mark of the bid cancellation in the form of YYYY-MM-DDThh:mm:ss.	n/a
Bid ID	Bid ID (identifier) used within EMTAS. This is a seven-digit number. Along with bid version it is a unique bid identifier in the CS OTE system.	Yes
Bid version	Bid version within EMTAS. This is a three-digit number. Along with bid ID it is a unique bid identifier in the CS OTE system.	Yes
Replaced	Attribute that indicates, whether the bid was replaced with a new version (A – replaced, N – not replaced).	n/a
Bid entry time	Time mark of the bid entry into the source system in form of YYYY-MM-DDThh:mm:ss. It is mandatory for bids intended for gas DM coordination.	n/a
Error code	Identification of errors that can occur during processing the request. Individual identifiers will be defined by a dial (section 4.14.3).	n/a
Settlement currency code	Currency for gas DM settlement (CZK/EUR).	n/a
Data source	Identification of the source system, which received the bid (PXE/OTE).	n/a
Bid status	Attribute that indicates, whether the bid is valid (P) or not (N).	n/a
Bid cancellation attribute	Attribute that indicates, whether the bid was cancelled (A) or not (N).	n/a
ISOTEDATA/Trade/ProfileData	Meaning/Comment	
Interval	Identification of time interval for which the required action will be performed. The defined interval is always one gas day (1).	n/a
Volume	Volume is entered for a specified trading interval. Volume is specified in tenth of MWh.	n/a
Price	Price for one MWh of gas. Price is defined in whole EUR.	n/a
Block 1 volume divisibility	Volume divisibility attribute will be taken into account only for block 1, but it must be entered for all blocks (A – volume is divisible, N – volume is not divisible).	n/a

	Buy bids can only have the value A.	
Trading block ID	Trading block identification (BC01-25, BP01-25). For bids for sell, prices in blocks must be sorted in ascending order. For bids for buy, prices in blocks must be sorted in descending order.	n/a
ISOTEDATA/Trade/Party	Meaning/Comment	ISOTEREQ
Participant (EIC)	A unique identification of the participant within IS OTE (EIC). It is the participant that created a Gas DM bid. Regarding the DM bid coordination the matter is referred to the anonymous participant code or EIC according to the anonymity settings.	n/a

4.7.2 Gas DM bid entry

The request will allow the entry/replacement of the gas DM bid. The meaning of individual items is shown below and is identical to the entry through EMTAS.

One operation will process exactly one bid.

4.7.2.1 Request – GD1 (ISOTEREQ)

The data sentence structure expected in the EMTAS module.

The meaning of items is entirely consistent with the meanings specified in section 4.7.1 and in the structure set out in section 5.8. Mandatory fields are marked with hatching. Other items are optional.

4.7.2.2 Response – GD2 (RESPONSE)

The response structure is specified in section 4.14.1 with the general formats.

4.7.2.3 Data transcript – GD3 (ISOTEDATA)

The data transcript structure is specified in section 4.7.5 with the general formats. Data transcript is created only if the request comes from the automatic communication and the bid was created. If the request comes from the EMTAS, then data transcript will be not created.

4.7.3 Gas DM bid cancellation

The request will allow the cancellation of the Gas DM bid. The meaning of individual items is shown below and is identical to the cancellation through EMTAS .

One operation will process exactly one bid cancellation.

4.7.3.1 Request – GD4 (ISOTEREQ)

The meaning of items is entirely consistent with the meanings specified in 4.7.1 and in the structure set out in section 5.8. Mandatory fields are marked with hatching. Other items are optional.

4.7.3.2 Response – GD5 (RESPONSE)

The response structure is specified in section 4.14.1. with the general formats

4.7.3.3 Data transcript – GD6 (ISOTEDATA)

The data transcript structure is specified in section 4.7.5 with the general formats. Data transcript is created only if the request comes from the automatic communication and the bid was cancelled. If the request comes from the EMTAS, then data transcript will be not created.

4.7.4 Gas DM bid status determination

The request will allow identifying the Gas DM bid status in the EMTAS module. One operation will process just one request to identify the bid status, the resulting response may contain none, one or a set of bids.

4.7.4.1 Request – GD7 (ISOTEREQ)

The data sentence structure expected in the EMTAS module.

The meaning of items is entirely consistent with the meanings specified in section 4.7.1 and in the structure set out in section 5.8. Mandatory fields are marked with hatching. Other items are optional.

The query can be considered in two variants:

A – request for a specific bid:

<i>ISOTEREQ/Trade</i>	Meaning/Comment
Bid ID	Mandatory field
Bid version	Mandatory field

B – request for all bids related to a specific trading day:

<i>ISOTEREQ/Trade</i>	Meaning/Comment
Gas day	Mandatory field
Session	Optional field

If the request would contain completed items of both variants, **option A is always preferred.**

4.7.4.2 Response – GD8 (RESPONSE)

The response structure is specified in section 4.14.1 with the general formats.

4.7.4.3 Data transcript – GD9 (ISOTEDATA)

The data transcript structure is specified in section 4.7.5 with the general formats.

The data transcript may generate several bids for a single request. This assumption is valid for the variant **B**.

4.7.5 Gas DM bid transcript general format (ISOTEDATA – GD3, GD6, GD9)

The meaning of items is entirely consistent with the meanings specified in section 4.7.1 and in the structure set out in section 5.8. Mandatory fields are marked with hatching. Other items are optional.

4.7.6 Notification about change (shift) of gate closure time – 981 (RESPONSE)

Notification about change (shift) of gate closure time in GAS DM (time) .

Structure of response is presented in chapter 4.1.1 and Summary of notification structure – RESPONSE in chapter 5.11.1

4.8 Gas IM communication scripts

Single items of this section are defined in the maximum classification, which means that some items may be accumulated in a common format of the data into one item (e.g. items of a date type), or may not be used at all.

4.8.1 Gas IM order structure items meaning – ISOTEDATA/ISOTEREQ

The sentence structure will consist of the following items:

ISOTEDATA	Meaning/Comment	ISOTEREQ
Message code	Message code for identification of the message type.	Yes
ISOTEDATA/Trade	Meaning/Comment	
Order type/Trade type	Identifies whether it is a sell (P) or a buy (N) order / trade.	n/a
Instance title	Maximum item length is 30 characters.	Yes
Order cancellation time	Order cancellation time mark in form of YYYY-MM-DDThh:mm:ss.	n/a
Order code	Order identification code used within EMTAS. This is a ten-digit number.	Yes
Automatic cancellation attribute	The attribute that indicates, whether the order was automatically cancelled or cancelled by the user (A – automatically cancelled, U – cancelled by the user, if not cancelled the item is not indicated).	n/a
Order attribute - mode	The attribute that indicates, whether the order was entered in the market maker mode (T – market maker mode, not indicated for standard mode).	n/a
Order entry time /Trade creation time	Order/trade entry time mark in form of YYYY-MM-DDThh:mm:ss.	Yes

Trading type	Trading type, for which the order is determined (A – auction, K – continual, AK – auction and continual). Still always K.	n/a
Order status	The attribute that indicates, whether the order is valid (P) or invalid (N).	n/a
Trade code	Defines the identification code of created trade.	Yes
ISOTEDATA/Trade/ProfileData	Meaning/Comment	
Order index	Identification of detail records. For the Gas IM trading the following is valid: 1 – trade price and number of contracts, 2 – total amount and traded volume.	n/a
Traded volume and Final price/Bottom price	Indicates traded volume for specified product of Gas IM..	n/a
Limit price, Trading price/Total amount and Limit price/Ceiling price	A limit price for one unit of MWh in orders (price stated in CZK, with precision of 2 decimals). A trade price or a total amount for the Gas IM trading.	n/a
Number of contracts	A number of contracts in the order.	n/a
Number of traded contracts	A number of Gas IM traded contracts related to the specific instance (product).	n/a
ISOTEDATA/Trade/Party	Meaning/Comment	
Participant (EIC)	A unique participant ID within IS OTE (EIC).	n/a

A Gas IM market order to be successful must meet following requirements:

- 4) The order must be successfully entered for a specific instance (product).
- 5) The order must be valid – the item „Order status” must have the value „P“.
- 6) The order must not be cancelled – the item „Automatic cancellation attribute“ must have no value - the field is blank.

4.8.2 Gas IM order entry

This request will allow entering a new Gas IM order with an option to cancel the order that was entered earlier. The meaning of individual items is shown below and is identical to the entry through EMTAS.

One operation will process exactly one order entry.

4.8.2.1 Request – GV1 (ISOTEREQ)

The meaning of items is entirely consistent with the meanings specified in section 4.8.1 and in the structure set out in section 5.6. Mandatory fields are marked with hatching. Other items are optional.

4.8.2.2 Response – GV2 (RESPONSE)

The response structure is specified in section 4.14.1 with the general formats.

4.8.2.3 Data transcript – GV3 (ISOTEDATA)

The data transcript structure is specified in section 4.8.13 with the general formats. Data transcript is created only if the request comes from the automatic communication and the order was created.

4.8.3 Gas IM order cancellation

This request will allow cancelling a Gas IM order. The meaning of individual items is shown below and is identical to the cancellation through EMTAS.

One operation will process exactly one order or a set of orders cancellation for a specific product (instance).

4.8.3.1 Request – GV4 (ISOTEREQ)

The meaning of items is entirely consistent with the meanings specified in section 4.8.1 and in the structure set out in section 5.6. Mandatory fields are marked with hatching. Other items are optional.

The cancellation can be considered in two variants:

A – cancellation of a specific order:

ISOTEREQ/Trade	Meaning/Comment
Order code	Mandatory field

B – cancellation of all orders related to a specific product:

ISOTEREQ/Trade	Meaning/Comment
Product name	Mandatory field

4.8.3.2 Response – GV5 (RESPONSE)

The response structure is specified in section 4.14.1 with the general formats.

4.8.3.3 Data transcript – GV6 (ISOTEDATA)

The data transcript structure is specified in section 4.8.13 with the general formats. Data transcript is created only if the request comes from the automatic communication and the order was cancelled. If the request comes from the EMTAS, then data transcript will be not created.

4.8.4 Gas IM order status determination

The request will allow identifying the Gas IM order status in the EMTAS module. One operation will process just one request to identify the order status, the resulting response may contain none, one or a set of orders.

4.8.4.1 Request– GV7 (ISOTEREQ)

The meaning of items is entirely consistent with the meanings specified in section 4.8.1 and in the structure set out in section 5.6. Mandatory fields are marked with hatching. Other items are optional.

The query can be considered in three variants:

A – request for a specific order:

<i>ISOTEREQ/Trade</i>	Meaning/Comment
Order code	Mandatory field

B – request for an order related to a specific product:

<i>ISOTEREQ/Trade</i>	Meaning/Comment
Product name	Mandatory field

C – request for an order related to a specific order entry day:

<i>ISOTEREQ/Trade</i>	Meaning/Comment
Order entry time	Mandatory field

If the request items would be filled up with two or all three variants, **the request will be treated as an error query.**

4.8.4.2 Response – GV8 (RESPONSE)

The response structure is specified in section 4.14.1 with the general formats.

4.8.4.3 Data transcript – GV9 (ISOTEDATA)

The data transcript structure is specified in section 4.8.13 with the general formats.

The data transcript may generate several orders for a single request. This assumption is valid for the variants **B and C**.

4.8.5 Gas IM trade status determination

The request will allow identifying the Gas IM trade status in the EMTAS module. One operation will process just one request to identify the trade status; the resulting response may contain none, one or a set of trades.

4.8.5.1 Request– GVC (ISOTEREQ)

The data sentence structure expected in the EMTAS module.

The meaning of items is entirely consistent with the meanings specified in section 4.8.1 and in the structure set out in section 5.6. Mandatory fields are marked with hatching. Other items are optional.

The query can be considered in three variants:

A – request for a specific trade:

<i>ISOTEREQ/Trade</i>	Meaning/Comment
Trade code	Mandatory field

B – request for trades related to a specific product:

<i>ISOTEREQ/Trade</i>	Meaning/Comment
Product name	Mandatory field

C – request for trades related to a specific trade creation day:

<i>ISOTEREQ/Trade</i>	Meaning/Comment
Trade creation time	Mandatory field

If the request items would be filled up with two or all three variants, **the request will be treated as an error query.**

4.8.5.2 Response – GVD (RESPONSE)

The response structure is specified in section 4.14.1 with the general formats.

4.8.5.3 Data transcript – GVE (ISOTEDATA)

The data transcript structure is specified in section 4.8.13 with the general formats.

The data transcript may generate several trades for a single request. This assumption is valid for the variants **B and C**.

4.8.6 Gas IM trading screen status change notification

This is a communication script where the trade system transmits information to the rest of the neighboring systems on the Gas IM trading screen status changes that occur after the transactions listed below:

- Order entry
- Order cancellation by the user/system

Notification will be sent in the form of RESPONSE message along with the transcript trading screen status of the ISOTEDATA trading to all SS, which have the right to trade on Gas IM.

4.8.6.1 Response – GVJ (RESPONSE)

The response structure is specified in section 4.14.1 with the general formats. Additionally the following rules are valid for this part:

ISOTEDATA/Trade	Meaning/Comment
Order code	The item is not indicated

4.8.6.2 Data transcript – GVK (ISOTEDATA)

The data transcript structure is specified in section 4.8.13. with the general formats.

The trading screen data transcript may generate several orders.

4.8.7 Gas IM notification of instance opening

This is a communication script where the trade system transmits information to the rest of the neighboring systems on a specific transaction, in this case – on the instance (product) opening. Notification will be sent in the form of RESPONSE message all SS, which have the right to trade on Gas IM. When CDS mails are assigned to a specific message it is possible to take a decision for a separate SS, of whether such information would be transmitted to them or would remain at the CDS level in the unsent messages folder (or messages sent to the default CDS mail).

4.8.7.1 Response – 984 (RESPONSE)

The response structure is specified in section 4.14.1 with the general formats.

4.8.8 Gas IM notification of not opening an instance

This is a communication script where the trade system transmits information to the rest of the neighboring systems on a specific transaction, in this case – on the instance (product) not opening. Notification will be sent in the form of RESPONSE message all SS, which have the right to trade on Gas IM. When CDS mails assigning to the specific message it is possible to take a decision for a separate SS, whether such information would be transmitted to them or would remain at the CDS level in the unsent messages folder (or messages sent to the default CDS mail).

4.8.8.1 Response – 988 (RESPONSE)

The response structure is specified in section 4.14.1 with the general formats.

4.8.9 Gas IM instance trading opening notification

This is a communication script where the trade system transmits information to the rest of the neighboring systems on a specific transaction, in this case – on the instance (product) trading opening. Notification will be sent in the form of RESPONSE message all SS, which have the

right to trade on Gas IM. When CDS mails assigning to the specific message it is possible to take a decision for a separate SS, whether such information would be transmitted to them or would remain at the CDS level in the unsent messages folder (or messages sent to the default CDS mail).

4.8.9.1 Response – 985 (RESPONSE)

The response structure is specified in section 4.14.1 with the general formats.

4.8.10 Gas IM instance trading closing notification

This is a communication script where the trade system transmits information to the rest of the neighboring systems on a specific transaction, in this case – on the instance (product) trading closing. Notification will be sent in the form of RESPONSE message all SS, which have the right to trade on Gas IM. When CDS mails assigning to the specific message it is possible to take a decision for a separate SS, whether such information would be transmitted to them or would remain at the CDS level in the unsent messages folder (or messages sent to the default CDS mail).

4.8.10.1 Response – 986 (RESPONSE)

The response structure is specified in section 4.14.1 with the general formats.

4.8.11 Gas IM trading aggregation notification

This is a communication script where the trade system transmits information to the rest of the neighboring systems on a specific transaction, in this case – Gas IM aggregation. Notification will be sent in the form of RESPONSE message all SS, which have the right to trade on Gas IM. When CDS mails assigning to the specific message it is possible to take a decision for a separate SS, whether such information would be transmitted to them or would remain at the CDS level in the unsent messages folder (or messages sent to the default CDS mail). Notification will be generated automatically as part of the Gas IM aggregation process in the phase next to the successful completion of aggregation.

4.8.11.1 Response – 983 (RESPONSE)

The response structure is specified in section 4.14.1 with the general formats.

4.8.12 Instance trading results publishing notification

This is a communication script where the trade system transmits information to the rest of the neighboring systems on a specific transaction, in this case – instance trading results publishing. Notification will be sent in the form of RESPONSE message all SS, which have the right to trade on Gas IM. When CDS mails assigning to the specific message it is possible to take a decision for a separate SS, whether such information would be transmitted to them or would remain at the CDS level in the unsent messages folder (or messages sent to the default CDS mail).

4.8.12.1 Response – 987 (RESPONSE)

The response structure is specified in section 4.14.1 with the general formats.

4.8.13 Gas IM order transcript general format (ISOTEDATA – GV3, GV6, GV9, GVE, GVK)

The meaning of items is entirely consistent with the meanings specified in section 4.8.1 and in the structure set out in section 5.6. Mandatory fields are marked with hatching. Other items are optional.

4.9 Query communication script upon Gas IM data instances (products)

4.9.1 Gas IM instance (product) items structure determination – ISOTEMASTERDATA

Data structure will consist of the following items:

ISOTEMASTERDATA	Meaning/Comment
Message code	Message code that identifies a message type.
ISOTEMASTERDATA/Instance	Meaning/Comment
Instance	Product (instance) short title.
Commodity code	Commodity is type of energy, which is traded on energy market. System support trading for commodities electricity (E) and gas (P).
Long instance title	Product (instance) description.
Instance class	Specifies the instance (product) supply period length of the delivery of the product (a week or a day). Currently only the D (Daily) value may be selected.
Block type	Specifies the instance (product) supply period interval (B – Baseload, P – Peakload, O – Offpeakload).
Instance location	Physical supply location.
Instance contract unit	Contractual unit (e.g., kWh, MWh).
Instance currency unit	Currency unit. This can have values in CZK and EUR (for future use).
Settlement type	Method of settlement of a completed trade (default PS – physical supply).
Contract volume	Volume of a single contract in terms of defined units. Technological limit is 0,1 – 999.
Minimum supply volume	Minimum supply volume is the product of the number of hours of the supply interval, number of days of the supply period and the minimum tradable unit (MWh).
Initial delivery day	The supply period initial day in the form of YYYY-MM-DD.
Final delivery day	The supply period final day in the form of YYYY-MM-DD.
ISOTEMASTERDATA/Instance/Interval	Meaning/Comment
Order index	The detail record order number.
Supply interval	The delivery day in the form of YYYY-MM-DD.
Supply interval - initial period	The initial trading hour index of the continuous interval of trading hours on the delivery day. It is a two-digit number, e.g. 01. The defined interval is 01 to 25 taking into account the number of hours of the day (default 24 hours, winter/summer time shift – 23; summer/winter time shift – 25).
Supply interval – final period	The final trading hour index of the continuous interval of trading hours on the delivery day. It is a two-digit number, e.g. 24. The defined interval is 01 to 25 taking into account the number of hours of the day (default 24 hours, winter/summer time shift – 23; summer/winter time shift – 25).
Event title	The time event title within the instance (product) life cycle: <ul style="list-style-type: none"> • N_ISSUE – instance not opening notification, • ISSUE - instance opening notification, • TRC_START_MM – continual trading commencement for the market maker, • TRC_START_SS - continual trading commencement for subjects of settlement, • TRC_CLOSE - continual trading completion, • AGGREG – data aggregation, • PUBLICATION – data publishing
Time of event	The time mark of the event occurrence in the form of YYYY-MM-DDThh:mm:ss.

4.9.2 Gas IM instance (product) data

The request will allow identifying the instance (product) data in the EMTAS module. One operation will process just one request to identify the instance (product) data, the resulting response may contain none, one or a set of instances.

4.9.2.1 Request– GVF (ISOTEREQ)

The meaning of items is entirely consistent with the meanings specified in section 4.9.1 and in the structure set out in section 5.7. Mandatory fields are marked with hatching. Other items are optional.

ISOTEREQ/Trade	Meaning/Comment
Product	Mandatory field – note: using the asterisk character as a wildcard marker (e.g., DB0801*) it is possible to enquire for more instances, then the request would process all daily baseload instances (products) related to January 2008.

4.9.2.2 Response – GVG (RESPONSE)

The response structure is specified in section 4.14.1 with the general formats.

4.9.2.3 Data transcript – GVH (ISOTEMASTERDATA)

The meaning of items is entirely consistent with the meanings specified in section 4.9.1 and in the structure set out in section 5.7. Mandatory fields are marked with hatching. Other items are optional.

The data transcript may generate several instances for a single request. This assumption is valid for the variant of the use of the asterisk character as a wildcard marker in the instance title.

4.10 Communication scripts for messages in ETSO format

This section describes the message scripts in ETSO format.

4.10.1 MCC for DM

This message serves for the implementation of the actual profile length needed for the coordination of the day-ahead market, or as a transcript in the case of enquiry for a larger MCC. It is an ETSO ECAN Document (version 4.0). See below for the description of the individual items in the ETSO document.

CapacityDocument	Meaning/Comment
DocumentIdentification	Unique document identifier generated by the system source of the sender (SEPS/TSO), e.g. 20090501_A13_27XOTE-CZECHREPB
DocumentVersion	Document Version
DocumentType	Interconnection Capacity
ProcessType	Capacity Allocation
SenderIdentification .codingScheme	EIC code of the sender (SEPS/TSO):10XSK-SEPS-GRIDB ETSO coding scheme
SenderRole	System operator

ReceiverIdentification .codingScheme	EIC code of the receiver. (OTE): 27XOTE-CZECHREPB ETSO coding scheme
ReceiverRole	Transmission Capacity Allocator
CreationDateTime	Time stamp of the document creation. ISO 8601 UTC format.
CapacityTimeInterval	The time is in UTC ISO 8601 format. The period of the 1 day. DD corresponds to the Delivery Day-1. HH is 23 (winter time CET=GMT+1) or 22 (summer time CEST=GMT+2). In the case of transition to/from CEST/CET the period will be 23/25 hours, respectively. The time interval is possible solely in a range of 1 day.
Domain	Domain
CapacityTimeSeries	Comment
TimeSeriesIdentification	Unique time series identifier generated by the system source of the sender (SEPS/TSO)
BusinesType	Offered Capacity
Product	ActivePower
InArea .codingScheme	EIC code of the importing area. ČEPS/area: 10YCZ-CEPS-----N or SEPS/area: 10YSK-SEPS-----K ETSO coding scheme
OutArea .codingScheme	EIC code of the exporting area ČEPS/area: 10YCZ-CEPS-----N or SEPS/area: 10YSK-SEPS-----K ETSO coding scheme
MeasurementUnit	Unit Mega Watt
AuctionIdentification	Not in use
Period	Comment
TimeInterval	Always the same value as the CapacityTimeInterval.
Resolution	Hourly interval
Interval	Comment
Pos	Sequence starting with a value of 1. There are as many intervals as many resolutions fit in the Time interval. Usually n=24, when transition to CEST n=23 and transition to CET n=25.
Qty	Energy quantity (absolute value) for each interval with accuracy of a whole number.

The listing of all values and the survey of the individual items on an xml document is presented in chapter 5.12.1 Mandatory values are marked by ciphering. All other items are not mandatory.

4.10.2 Request for MCC

This message serves for status location of MCC size. It is an ETSO Status Request Document – ESR (version 1.1). See below for the description of the individual items in the ETSO document.

StatusRequest	Meaning/Comment
MessageIdentification	Unique document identifier generated by the system source of the sender, e.g.: 20090501_A13_8591824010402_1
MessageType	Message type that is the subject of enquiry
ProcessType	Process type that is the subject of enquiry.
SenderIdentification .codingScheme	EIC code of the sender or EAN code of the sender (e.g. 8591824010402).
SenderRole	Role of the sender
ReceiverIdentification .codingScheme	Identification of OTE as the receiver of the document, either EAN or EIC.
ReceiverRole	Role of the Receiver
MessageDateTime	Time stamp of document creation. ISO 8601 UTC format.
RequestedTimeInterval	The time is in UTC ISO 8601 format. The period of the 1 day. DD corresponds to the Delivery Day-1. HH is 23 (winter time CET=GMT+1) or 22 (summer time CEST=GMT+2). In the case of transition to/from CEST/CET the period will be 23/25 hours, respectively. The time interval is possible solely in a range of 1 day.

The listing of all values and the survey of the individual items on an xml document is presented in chapter 5.12.6. Mandatory values are marked by ciphering. All other items are not mandatory.

4.10.3 RD implementation

This message serves for the submission of bilateral contracts through RD. It is an ETSO ESS Schedule Message (version 3.1). See below the description of the individual items in the ETSO document.

<i>ScheduleMessageHeader</i>	<i>Meaning/Comment</i>
MessageIdentification	Unique document identifier. In the case of automatic communication or submission through file upload it is the generated by the system source of the sender (participant, ČEPS or the energy exchange), when submitting through a form it is generated by the OTE system. Example: 20080905_A01_10XCZ-CEPS-GRIDE_1
MessageVersion	Document version
MessageType	Balance responsible schedule or Finalised schedule (only for external schedules registered by ČEPS)
ProcessType	Day-ahead, IntraDay or LongTerm
ScheduleClassificationType	Exchange type
SenderIdentification .codingScheme	Identification of the sender of the diagram (participant, ČEPS or the energy exchange), EAN. ETSO coding scheme or EAN coding scheme
SenderRole	Trade responsible party (Participant) or System operator (ČEPS) or Market Operator (energy exchange)
ReceiverIdentification .codingScheme	Identification of OTE as the receiver of the document, EAN. ETSO coding scheme or EAN coding scheme
ReceiverRole	Imbalance settlement responsible
MessageDateTime	Time stamp of the document creation. ISO 8601 UTC format.
ScheduleTimeInterval	The time is in UTC ISO 8601 format. The period of the 1 day DD corresponds to the Delivery Day-1. HH is 23 (winter time CET=GMT+1) or 22 (summer time CEST=GMT+2). In the case of transition to/from CEST/CET the period will be 23/25 hours, respectively. The time interval is possible solely in a range of 1 day.
Domain	Domain ETSO coding scheme
SubjectParty .codingScheme	Identification of the market participant whose diagram is being sent. Usually it is the same as the identification of the sender. The identification might be different in the case of foreign diagrams submitted by ČEPS or domestic diagrams submitted by the energy exchange. EAN coding scheme
SubjectRole	Trade responsible party. The role of the participant whose diagram is being sent.
MatchingPeriod	Matching period. Time is in UTC ISO 8601 format DD corresponds to delivery day-1. Final outer value HH is 23 (winter time CET=GMT+1) or 22 (summer time CEST=GMT+2). Matching period is: <ul style="list-style-type: none"> In the case of day-ahead and long term transmissions (Process Type=A01, A12) equals to the time interval (ScheduleTimeInterval). In the case of Intraday transmissions (ProcessType=A02) only within the time interval (ScheduleTimeInterval), while shortening is possible only from the left.
<i>ScheduleTimeSeries</i>	<i>Comment</i>
SendersTimeSeriesIdentification	Unique time series identifier generated by the source system of the sender.
SendersTimeSeriesVersion	Time series Version (same as the version of the document)
BusinesType	Internal trade (for RD submitted by participants or the energy exchange) or External trade with non explicit capacity (for RD submitted by ČEPS).
Product	ActivePower
ObjectAgregation	Party
InArea .codingScheme	Area into which the product is delivered ETSO coding scheme
OutArea .codingScheme	Area from which the product is taken ETSO coding scheme
MeteringPointIdentification	Not in use
InParty .codingScheme	Identification of the buying participant, EAN. EAN coding scheme

OutParty .codingScheme	Identification of the selling participant, EAN. EAN coding scheme
CapacityContractType	Not in use
CapacityAgreementIdentification	Not in use
MeasurementUnit	Unit Mega Watt
Period	Comment
TimeInterval	Always the same value as the ScheduleTimeInterval.
Resolution	Hourly interval
Interval	Comment
Pos	Sequence with a starting value of 1. There are as many intervals as many resolutions fit into the Time Interval (TimeInterval). Usually it is n=24, when transition to CEST n=23, when transition to CET n=25.
Qty	Amount of energy for each interval with an accuracy of 3 decimal places (separation symbol for decimal places is '.').

The listing of all values and the survey of the individual items on an xml document is presented in chapter 5.12.3. Mandatory values are marked by ciphering. All other items are not mandatory.

4.10.4 RD enquiry

This message serves for RD status location. It is an ETSO Status Request Document – ESR (version 1.1). See below the description of the individual items in the ETSO document.

StatusRequest	Meaning/Comment
MessageIdentification	Unique document identifier generated by the system source of the sender, example: 20080905_A02_8591824010402_1 20080905_A13_11XSEBRATISLAVA4_1
MessageType	Message Type that is being enquired by the sender. A09 can be used for external schedules registered by ČEPS.
ProcessType	Process type that is being enquired by the sender.
SenderIdentification .codingScheme	EAN code of the sender (e.g. 8591824010402)
SenderRole	Role of the sender
ReceiverIdentification .codingScheme	Identification of OTE as the receiver of the document, EAN.
ReceiverRole	Role of the receiver
MessageDateTime	Time stamp of document creation. ISO 8601 UTC format.
RequestedTimeInterval	The time is in UTC ISO 8601 format. The period of the 1 day. DD corresponds to the Delivery Day-1. HH is 23 (winter time CET=GMT+1) or 22 (summer time CEST=GMT+2). In the case of transition to/from CEST/CET the period will be 23/25 hours, respectively. The time interval is possible solely in a range of 1 day.
Items over the scope of ETSO standard	
ReqSenderIdentification	Identification of the sender of the requested RD. Usually the same as the ReqSubjectParty. They might be different in the case of domestic RDs submitted by the energy exchange. ETSO coding scheme or EAN coding scheme. Mandatory in the case of the participant's request for a domestic RD submitted by the energy exchange.
ReqSenderRole	Role of the sender of the requested document. Obligation see ReqSender

ReqSubjectParty .codingScheme	Identification of the market participant for which the requested document was submitted. Usually it is the same as the identification of the sender. It might be different for requests submitted by ČEPS or the energy exchange for foreign diagrams submitted by ČEPS or for domestic diagrams submitted by the energy exchange. ETSO coding scheme or EAN coding scheme. Mandatory for requests for RD data (Message Type=A01) when in the document the time stamp of the Sender and SubjectParty (diagrams submitted by ČEPS and the energy exchange) and or the ReqMessageIdentification and ReqMessageVersion is not used. Otherwise it is not mandatory.
ReqSubjectRole	Balance responsible party. Role of the participant for which the diagram is being sent. Obligations see ReqSubjectParty.
ReqMatchingPeriod	Matching period Mandatory in the case of enquiries for a concrete document with the foreign party, intraday RD. If it is not stated then the lastly registered document with the foreign parties, intraday RD, is returned.
ReqBusinesType	Trade type (domestic/foreign), for which the requested time stamps (RD) were submitted. Mandatory for enquiry for RD data (Message Type=A01)
ReqCounterparty	Market participant identification, when he is already the counterparty of the owner of the diagram (in the required document he is specified as IN or OUT party). ETSO coding scheme or EAN coding scheme. Mandatory in the case of RD data enquiry requests (Message Type=A01), not submitted by ČEPS or the Energy Exchange or when the ReqMessageIdentification and ReqMessageVersion is not used. Otherwise not mandatory.
ReqMessageIdentification	Unique document identifier of the requested RD. Mandatory for RD data requests (Message Type=A01), if the ReqSubject, BusinessType or ReqSender is not used (ReqSender solely for participant's enquiry for domestic RDs that were submitted by the energy exchange).
ReqMessageVersion	Document version of the requested RD. Obligations see ReqMessageIdentification

The listing of all values and the survey of the individual items on an xml document is presented in chapter 5.7.6 Mandatory values are marked by ciphering. All other items are not mandatory.

Enquiry	Sender/MessageType / ProcessType/ReqSender/ReqSubjectParty/BusinessType
Enquiry of the participant for domestic RD submitted by this participant:	ID-MP/A01/A01/n-a/n-a/A02 or ID-MP/A01/A01/ID-MP/ID-MP/A02
Enquiry of SS (ID-SS) for the domestic RD of the participant (ID-MP) who is taking the responsibility (default SS)	ID-SS/A01/A01/n-a/ID-MP/A02 or ID-SS/A01/A01/ID-MP/ID-MP/A02
Enquiry of the energy exchange (ID-EXCH) for internal RD of the participant submitted by the energy exchange:	ID-EXCH/A01/A01/n-a/ID-MP/A02 or ID-EXCH/A01/A01/ID-EXCH/ID-MP/A02
Enquiry of the participant (ID-MP) for internal RD submitted by the energy exchange (ID-EXCH):	ID-MP/A01/A01/ID-EXCH/ID-MP/A02

Enquiry of ČEPS (ID-ČEPS) for day-ahead foreign RD of the participant (ID-MP)	ID-ČEPS/A01/A01/n-a/ID-MP/A06 or ID-ČEPS/A01/A01/ID-ČEPS/ID-MP/A06
Enquiry ČEPS (ID-ČEPS) for intraday foreign RD of the participant (ID-MP)	ID-ČEPS/A01/A02/n-a/ID-MP/A06 or ID-ČEPS/A01/A02/ID-ČEPS/ID-MP/A06
Enquiry of the participant (ID-MP) for day-ahead foreign RD submitted by ČEPS (ID-ČEPS):	ID-MP /A01/A01/n-a/ID-MP/A06/n-a or ID-MP /A01/A01/ID-ČEPS/ID-MP/A06/n-a
Enquiry of the participant (ID-MP) for intraday foreign RD submitted by ČEPS (ID-ČEPS):	ID-MP /A01/A02/n-a/ID-MP/A06/<period> or ID-MP/A01/A02/ID-ČEPS/ID-MP/A06/<period>

4.10.5 Results of the implicit auction on the DM

This message serves for sending the results of the implicit auction to both of the TSOs (SEPS/TSO, ČEPS/TSO). It is an ETSO ECAN Implicit Auction Result Document (version 4.0). See below the description of the individual items in the ETSO document:

<i>ImplicitAuctionResultDocument</i>	Meaning/Comment
DocumentIdentification	Unique document identifier generated by the system source of the sender (ČEPS or SEPS), example: 20080905_A25_10XSK-SEPS-GRIDB
DocumentVersion	Document version
DocumentType	Allocation result document
SenderIdentification .codingScheme	EIC code of the market operator in the position of a primary coordinator on the common DM. OTE/OT: 27XOTE-CZECHREPB; SEPS/OT: 24X-OT-SK-----V ETSO coding scheme
SenderRole	Transmission capacity allocator
ReceiverIdentification .codingScheme	EIC code TSO. ČEPS/TSO: 10XCZ-CEPS-GRIDE; SEPS/TSO: 10XSK-SEPS-GRIDB ETSO coding scheme
ReceiverRole	System operator
CreationDateTime	Time stamp of document creation ISO 8601 UTC format.
PublicationTimeInterval	The time is in UTC ISO 8601 format. The period of the 1 day DD corresponds to the Delivery Day-1. HH is 23 (winter time CET=GMT+1) or 22 (summer time CEST=GMT+2). In the case of transition to/from CEST/CET the period will be 23/25 hours, respectively. The time interval is possible solely in a range of 1 day.
Domain	Domain
<i>ResultTimeSeries</i>	Comment
TimeSeriesIdentification	Unique time series identifier generated by the system source of the sender (ČEPS or SEPS)
AllocationIdentification	Not in use
AllocationType	Implicit
BusinesType	Market capacity price
InArea .codingScheme	EIC code of the import area ČEPS/Area: 10YCZ-CEPS-----N or SEPS/Area: 10YSK-SEPS---K ETSO coding scheme
OutArea .codingScheme	EIC code of the export area. ČEPS/Area: 10YCZ-CEPS-----N or SEPS/Area: 10YSK-SEPS---K ETSO coding scheme
ContractType	Daily
MeasureUnitQuantity	Unit Mega Watt
Currency	Currency
MeasureUnitPrice	Unit €/Mega Watt
<i>Period</i>	Comment
TimeInterval	Always the same value as the PublicationTimeInterval.
Resolution	Hourly Interval
<i>Interval</i>	Comment

Pos	Sequence starting with a value 1. As many Intervals exist as many resolutions fit in the Time Interval (TimeInterval). Usually it is n=24, if transition to CEST n=23, if transition to CET n=25.
Qty	Amount of energy for each interval with an accuracy of 1 decimal place (decimal place separator is '.')
Price	The price in the importing area in EUR with an accuracy of 2 decimal places (decimal place separator is '.')

The listing of all values and the survey of the individual items on an xml document is presented in chapter 5.12.2. Mandatory values are marked by ciphering. All other items are not mandatory.

4.10.6 Cross-border exchanges

This message serves for sending a report on day-ahead diagrams of cross-border exchanges that arose on the DM ČEPS/TSO and SEPS/TSO. It is an ETSO ESS Schedule Message (version 3.1). See below the description of the individual items in the ETSO document.

<i>ScheduleMessageHeader</i>	Meaning/Comment
MessageIdentification	Unique document identifier generated by the system source of the sender (ČEPS or SEPS), example: 20080905_A02_10XSK-SEPS-GRIDB
MessageVersion	Document version
MessageType	Allocated capacity schedule
ProcessType	Day ahead
ScheduleClassificationType	Exchange type
SenderIdentification.codingScheme	EIC code of the market operator in the position of a primary coordinator of the comment DM. OTE/OT: 27XOTE-CZECHREP; SEPS/OT: 24X-OT-SK-----V ETSO coding scheme
SenderRole	Transmission capacity allocator
ReceiverIdentification.codingScheme	EIC code TSO. ČEPS/TSO: 10XCZ-CEPS-GRIDE; SEPS/TSO: 10XSK-SEPS-GRIDB ETSO coding scheme
ReceiverRole	System operator
MessageDateTime	Time stamp of document creation ISO 8601 UTC format.
ScheduleTimeInterval	The time is in UTC ISO 8601 format. The period of the 1 day. DD corresponds to the Delivery Day-1. HH is 23 (winter time CET=GMT+1) or 22 (summer time CEST=GMT+2). In the case of transition to/from CEST/CET the period will be 23/25 hours, respectively. The time interval is possible solely in a range of 1 day.
Domain	Domain
SubjectParty.codingScheme	EIC code of the market operator of the common DM for whom the diagram is being sent. OTE/OT: 27XOTE-CZECHREP; SEPS/OT: 24X-OT-SK-----V ETSO coding scheme
SubjectRole	This element is important so that it would be distinguishable that the primary coordinator is sending the foreign scheduling in the place of the secondary coordinator. The primary coordinator is in a role A07 (Transmission capacity allocator) the secondary coordinator in a role A11 (Market Operator), since he does not perform self allocation.
MatchingPeriod	Not in use
<i>ScheduleTimeSeries</i>	Comment
SendersTimeSeriesIdentification	Unique time series identifier generated by the system source of the sender (ČEPS or SEPS)
SendersTimeSeriesVersion	Version of the time series (same as the document version)
BusinesType	External trade with non explicit capacity
Product	ActivePower
ObjectAgregation	Party
InArea.codingScheme	EIC code of the importing area ČEPS/Area: 10YCY-CEPS-----N or SEPS/Area: 10YSK-SEPS-----K ETSO coding scheme
OutArea.codingScheme	EIC code of the export area ČEPS/Area: 10YCY-CEPS-----N or SEPS/Area: 10YSK-SEPS-----K ETSO coding scheme
MeteringPointIdentification	Not in use
InParty.codingScheme	EIC code of the market operator of the importing area: OTE/OT: 27XOTE-CZECHREP or SEPS/OT: 24X-OT-SK-----V ETSO coding scheme

OutParty .codingScheme	EIC code of the market operator of the export area. OTE/OT: 27XOTE-CZECHREPB or SEPS/OT: 24X-OT-SK-----V ETSO coding scheme
CapacityContractType	Daily
CapacityAgreementIdentification	Contract Identification – Constant value
MeasurementUnit	Unit Mega Watt
Period	Comment
TimeInterval	Always the same value as at the ScheduleTimeInterval.
Resolution	Hourly Interval
Interval	Comment
Pos	Sequence starting with a value 1. As many Intervals exist as many resolutions fit in the Time Interval (TimeInterval). Usually it is n=24, if transition to CEST n=23, if transition to CET n=25.
Qty	Amount of energy for each interval with an accuracy of 1 decimal place (decimal place separator is '.') At least for one direction there must be a zero value for a respective hour.

The listing of all values and the survey of the individual items on an xml document is presented in chapter 5.12.3. Mandatory values are marked by ciphering. All other items are not mandatory.

4.10.7 Message on the results of RD processing

This message serves for informing the sender about the result of processing of the given ETSO document. It is an ETSO Acknowledgement Document - EAD (version 5.0). See below the description of the individual items in the ETSO document.

AcknowledgementDocument	Meaning/Comment
DocumentIdentification	Unique document identifier generated by the system source of the receiver, example: 20090501_A13_27XOTE-CZECHREPB_1
DocumentDateTime	Time stamp of document creation. ISO 8601 UTC format.
SenderIdentification .codingScheme	Identification of OTE as the sender of the document, either EAN or EIC. ETSO coding scheme or EAN coding scheme
SenderRole	Imbalance settlement responsible
ReceiverIdentification .codingScheme	Identification of the receiver of the document (CEPS or energy exchange), either EAN or EIC. ETSO coding scheme or EAN coding scheme
ReceiverRole	Transmission capacity allocator (CEPS) or Balance responsible party (Participant) or Market Operator (energy exchange)
ReceivingDocumentIdentification	Unique document identifier, which was received. Not filled in if the document was not received successfully. .
ReceivingDocumentVersion	Document version that was received.
ReceivingDocumentType	Document type that was received (acc. to ETSO standards)
ReceivingPayloadName	Not in use
DateTimeReceivingDocument	Time stamp of the receipt of the document ISO 8601 UTC format.
Reason	Comment
ReasonCode	Reason codes (acc. to ETSO standards) identify the errors on the level of the header of the document.
ReasonText	Specifies the error description.
TimeSeriesRejection	Comment
SendersTimeSeriesIdentification	Unique time series identifier in the document that has been received from the sender (only in that case if the error is in the time series, otherwise it is not sent).
SendersTimeSeriesVersion	Version of the time series in the document, which was received (only if it was stated in the received document).

Reason	Comment
ReasonCode	Reason codes (acc. to ETSO standards) identifying the errors on the level of the header of the time series.
ReasonText	Specifies the error description.
TimeIntervalError	Comment
QuantityTimeInterval	Time interval in which the error was found. The time is in UTC ISO 8601 format. The period of the 1 day. DD corresponds to the Delivery Day-1. HH is 23 (winter time CET=GMT+1) or 22 (summer time CEST=GMT+2). In the case of transition to/from CEST/CET the period will be 23/25 hours, respectively. The time interval is possible solely in a range of 1 day.
Reason	Comment
ReasonCode	Reason codes (acc. to ETSO standards) identifying the error on the interval level.
ReasonText	Specifies the error description.

The listing of all values and the survey of the individual items on an xml document is presented in chapter 5.12.7. Mandatory values are marked by ciphering. All other items are not mandatory.

Reason codes and their specifying description for each type of message generated by the CS OTE system in the EAD document:

Message type	ReasonCode (element)	ReasonText (element)	Comment
MCC for DM	A01 (AcknowledgementDocument)		Document received
	A69 (AcknowledgementDocument)	Name of the mandatory item	Any mandatory item missing
	A51 (AcknowledgementDocument)		- DocumentIdentification not in a format <BusinessDay in format YYYYMMDD>_<DocumentType>_<ReceiverEIC>, - there is a document already registered with the same ID and the same or lower document version - there is a document already registered with a same ID and at least with one different item: delivery day (CapacityTimeInterval), processing type (ProcessType)
	A52 (AcknowledgementDocument)		New document does not contain any time series
	A94 (AcknowledgementDocument)	DocumentType invalid	DocumentType is not the required constant
		CreationDateTime invalid	CreationDateTime not in a valid format
	A79 (AcknowledgementDocument)		ProcessType is not the required constant
	A78 (AcknowledgementDocument)		- SenderIdentification.codingScheme is not the required constant - ReceiverIdentification.codingScheme is not the required constant - SenderRole is not the required constant - ReceiverRole is not the required constant, - Invalid SenderIdentification, - Invalid ReceiverIdentification
	A80 (AcknowledgementDocument)		Domain, or Domain.codingScheme is not the required constant
	A02 (AcknowledgementDocument) A62 (TimeSeriesRejection)		BusinesType is not the required constant
	A02 (AcknowledgementDocument) A94 (TimeSeriesRejection)	Product invalid (TimeSeriesRejection)	BusinesType is not the required constant
	A03 (AcknowledgementDocument) A94 (TimeSeriesRejection)	MeasurementUnit invalid (TimeSeriesRejection)	MeasurementUnit is not the required constant
	A02 (AcknowledgementDocument) A41 (TimeSeriesRejection)		Resolution is not the required constant
	A02 (AcknowledgementDocument) A09 (TimeSeriesRejection)		There is an already registered document with the same ID and a different time series identification

	A02 (AcknowledgementDocument) A55 (TimeSeriesRejection)		The new document contains the same time series ID
	A02 (AcknowledgementDocument) A20 (TimeSeriesRejection)	More than 2 TimeSeries in a document (TimeSeriesRejection)	The new document contains more than 2 time series
	A04 (AcknowledgementDocument)	More than 2 TimeSeries in a document (TimeSeriesRejection)	Time interval of the time series (TimeInterval) is not the same as the time interval in the header of the document (CapacityTimeInterval)
	A03 (AcknowledgementDocument) A21 (TimeSeriesRejection) A49 (TimeIntervalError)	Too many positions, positions out of interval have been ignored. (TimeIntervalError)	The time series contains more hours than the calendar day, the hours outside of the interval were ignored. The document was received.
	A03 (AcknowledgementDocument) A21 (TimeSeriesRejection) A49 (TimeIntervalError)	Missing positions, quantities have been zeroed out in missed positions (TimeIntervalError)	The time series contains fewer hours than the calendar day, the remaining hours were degenerated with a zero amount. The document was received.
	A02 (AcknowledgementDocument) A21 (TimeSeriesRejection) A42 (TimeIntervalError)	Quantity must be a whole number. (TimeIntervalError)	The amount is not a whole positive number, incl. zero.
	A02 (AcknowledgementDocument) A57 (TimeSeriesRejection)		MCC submitted for an already closed DM session.
	A59 (AcknowledgementDocument)		The submitter of the message is not SEPS/TSO.
	999 (AcknowledgementDocument)	Description of ORA error.	System error in CS OTE.
Enquiry for MCC	A04 (AcknowledgementDocument)	The time interval is to be within one delivery day only. (AcknowledgementDocument)	The requested time interval (RequestedTimeInterval) must be always for one delivery day.
	A69 (AcknowledgementDocument)	Name of the mandatory item	Any mandatory item is missing
	A51 (AcknowledgementDocument)	Message identification conflict. (AcknowledgementDocument)	- MessageIdentification is not in a format <DeliveryDay in format YYYYMMDD>_<A13>_<SenderEIC>
	A94 (AcknowledgementDocument)	MessageType invalid (AcknowledgementDocument)	MessageType is not the value 'A13'
	A53 (AcknowledgementDocument)	Invalid receiver identification. (AcknowledgementDocument)	ReceiverIdentification is not the required value ('27XOTE-CZECHREP' - EIC, '859182400205' - EAN)
	A94 (AcknowledgementDocument)	Invalid receiver coding schema. (AcknowledgementDocument)	ReceiverIdentification.codingScheme is not the required constant ('A01' - EIC, 'A10' - EAN)
	A94 (AcknowledgementDocument)	Invalid receiver role. (AcknowledgementDocument)	ReceiverRole is not the required constant 'A05'
	A94 (AcknowledgementDocument)	MessageDateTime invalid (AcknowledgementDocument)	MessageDateTime is not in a valid format
	A79 (AcknowledgementDocument)	Process type invalid. (AcknowledgementDocument)	ProcessType is not the value 'A07'
	A78 (AcknowledgementDocument)	Invalid sender coding scheme. (AcknowledgementDocument)	SenderIdentification.codingScheme is not the required constant ('A01' - EIC, 'A10' - EAN)
	A78 (AcknowledgementDocument)	Sender role invalid. (AcknowledgementDocument)	SenderRole is not the required constant ('A01' - participant, 'A07' - ČEPS, 'A11' - energy exchange)
	A78 (AcknowledgementDocument)	Invalid sender identification. (AcknowledgementDocument)	Invalid SenderIdentification
	A94 (AcknowledgementDocument)	No MCC, delivery date not yet open for trading. (AcknowledgementDocument)	Enquiry for MCC value of an unopened session on DM.
	A94 (AcknowledgementDocument)	Inquiry conducted. No data found. (AcknowledgementDocument)	MCC data does not exist for the enquired delivery day.
	999 (AcknowledgementDocument)	Description of ORA error.	System error in CS OTE.

4.10.8 Message on RD discrepancies

This message informs the sender about discrepancies while processing the given ETSO document. It is an ETSO ESS Anomaly Report (version 3.1). See below the description of the individual items in the ETSO document.

<i>AnomalyReport</i>	Meaning/Comment
MessageIdentification	Unique document identifier generated by the system source of OTE. Example: 20090501_8591824010402_1
MessageDateTime	Time stamp of document creation. ISO 8601 UTC format.
SenderIdentification .codingScheme	OTE identification as the sender of the document either EAN or EIC (EIC is preferred). ETSO coding scheme or EAN coding scheme
SenderRole	Imbalance settlement responsible
ReceiverIdentification .codingScheme	Identification of the receiver of the document (participant, ČEPS, or energy exchange) , either EAN or EIC ETSO coding scheme or EAN coding scheme
ReceiverRole	Trade responsible party (Participant) or System operator (ČEPS) or Market Operator (energy exchange)
ScheduleTimeInterval	The time is in UTC ISO 8601 format. The period of the 1 day DD corresponds to the Delivery Day-1. HH is 23 (winter time CET=GMT+1) or 22 (summer time CEST=GMT+2). In the case of transition to/from CEST/CET the period will be 23/25 hours, respectively. The time interval is possible solely in a range of 1 day.
<i>Reason</i>	Comment
ReasonCode	Reason Code (acc. to ETSO standard).
ReasonText	Anomaly description, does not have to be stated.
<i>TimeSeriesAnomaly</i>	Comment
MessageSenderIdentification .codingScheme	Identification of the producer/consumer in the document, where the discrepancy was found (participant, ČEPS, or energy exchange), EAN. EAN coding scheme
SendersMessageIdentification	Unique identifier of the received document in which a discrepancy was found.
SendersMessageVersion	Version of the received document in which a discrepancy was found..
SendersTimeSeriesIdentification	Unique time series identifier in which a discrepancy was found.
SendersTimeSeriesVersion	Time series version (same as the document version)
BusinesType	Internal trade (for RD submitted by participants or the energy exchange) or External trade with non explicit capacity (for RD submitted by ČEPS).
Product	ActivePower
ObjectAgregation	Party
InArea .codingScheme	Area into which the product is delivered. ETSO coding scheme
OutArea .codingScheme	Area from which the product is withdrawn. ETSO coding scheme
MeteringPointIdentification	Not in use
InParty .codingScheme	Identification of the buying participant, EAN. EAN coding scheme
OutParty .codingScheme	Identification of the Keller participant, EAN. EAN coding scheme
CapacityContractType	Not in use
CapacityAgreementIdentification	Not in use
MeasurementUnit	Unit Mega Watt
<i>Period</i>	Comment
TimeInterval	Always the same value as the Schedule TimeInterval.
Resolution	Hourly Interval
<i>Interval</i>	Comment

Pos	Sequence starting with a value 1. As many Intervals exist as many resolutions fit in the Time Interval (TimeInterval). Usually it is n=24, if transition to CEST n=23, if transition to CET n=25.
Qty	Amount of energy for each interval with an accuracy of 1 decimal place (decimal place separator is '.') At least for one direction there must be a zero value for a respective hour.

The listing of all values and the survey of the individual items on an xml document is presented in chapter 5.12.4. Mandatory values are marked by ciphering. All other items are not mandatory.

4.10.9 Message confirming the received RD values

This message informs the sender about the confirmed values while processing the given ETSO document. It is an ETSO ESS Confirmation Report (version 3.1) See below the description of the individual items in the ETSO document.

ConfirmationReport	Meaning/Comment
MessageIdentification	Unique document identifier generated by the system source of the receiver, example: 20090501_A03_27XOTE-CZECHREPB_1
MessageType	Message type document that was received from the sender (acc. to ETSO standard).
MessageDateTime	Time stamp of the document creation ISO 8601 UTC format.
SenderIdentification .codingScheme	Identification of OTE as the sender of the document, EAN. EAN coding scheme
SenderRole	Imbalance settlement responsible
ReceiverIdentification .codingScheme	Identification of the receiver of the document (participant, ČEPS, or Energy Exchange) , EAN. EAN coding scheme
ReceiverRole	Trade responsible party (Participant) or System operator (ČEPS) or Market Operator (Energy Exchange)
ScheduleTimeInterval	The time is in UTC ISO 8601 format. The period of the 1 day. DD corresponds to the Delivery Day-1. HH is 23 (winter time CET=GMT+1) or 22 (summer time CEST=GMT+2). In the case of transition to/from CEST/CET the period will be 23/25 hours, respectively. The time interval is possible solely in a range of 1 day.
ConfirmedMessageIdentification	Unique document identifier that has been received from the sender.
ConfirmedMessageVersion	Document version, received from the sender.
Domain .codingScheme	Domain ETSO coding scheme
SubjectParty .codingScheme	Identification of the receiver of the document (participant, ČEPS, or Energy Exchange) , EAN. EAN coding scheme
SubjectRole	Trade responsible party (Participant) or System operator (ČEPS) or Market Operator (Energy Exchange)
ProcessType	Process type of the document that was received from the sender. (acc. to ETSO standards)
Reason	Comment
ReasonCode	
ReasonText	
TimeSeriesConfirmation	Comment
SendersTimeSeriesIdentification	Unique time series identifier generated by the system source of the sender (ČEPS or SEPS)
SendersTimeSeriesVersion	Time series version (same as the document version)
BusinesType	Internal trade (for RD submitted by participants or the energy exchange) or External trade with non explicit capacity (for RD submitted by ČEPS).
Product	ActivePower
ObjectAgregation	Party
InArea .codingScheme	Area into which the product is delivered. ETSO coding scheme

OutArea .codingScheme	Area from which the product is withdrawn. ETSO coding scheme
MeteringPointIdentification	Not in use
InParty .codingScheme	Identification of the selling participant, EAN. EAN coding scheme
OutParty .codingScheme	Identification of the buying participant, EAN. EAN coding scheme
CapacityContractType	Not in use
CapacityAgreementIdentification	Not in use
MeasurementUnit	Unit Mega Watt
Period	Comment
TimeInterval	Always the same as the value in the ScheduleTimeInterval.
Resolution	Hourly interval
Interval	Comment
Pos	Sequence starting with a value 1. As many Intervals exist as many resolutions fit in the Time Interval (TimeInterval). Usually it is n=24, if transition to CEST n=23, if transition to CET n=25.
Qty	Amount of energy for each interval with an accuracy of 3 decimal place (decimal place separator is '!')

The listing of all values and the survey of the individual items on an xml document is presented in chapter 5.12.5. Mandatory values are marked by ciphering. All other items are not mandatory.

4.10.10 Notification about change (shift) of gate closure time – 981 (RESPONSE)

Notification about change of gate closure time in RRD session (time) – type of digram, session start time, sesión deadline, sesión report)

Type of diagrams :

- DDD –day-ahead domestic diagram
- DDDo - day-ahead domestic diagram corrective,
- ZDD –day-ahead foreign diagram
- ZDV – intraday diagram

Structure of response is presented in chapter 4.1.1 and Summary of notification structure – RESPONSE in chapter 5.11.1

4.11 Settlement and aggregation communication scripts

Single items of this section are defined in the maximum classification, which means that some items may be accumulated in a common format of the data into one item (e.g., items of a date type), or may not be used at all.

4.11.1 Settlement result items structure determination – ISOTEDATA

The sentence structure will consist of the following items:

ISTOTEDATA	Meaning/Comment
Message code	Message code identifying the message type.
Participant (EAN)/anonymous participant/EIC code	Unique participant identification within IS OTE (EAN). Anonymous participant code, or EIC according to anonymity settings.
ISOTEDATA/Trade	Meaning/Comment
Date/Delivery day	Delivery day or starting validity date in the form of YYYY-MM-DD.
Bid type	Identifies whether it is a sell (P) or a buy (N) bid. It is used only for messages (reports) 939 and 973.
Matching ID	A unique matching identifier within a specific day.
LP change date	LP period change date; it is determining the values of energy splitting for specific periods of clearing prices validity in the form of YYYY-MM-DD. This item is used only for the Settlement versions 6 (Final Clearing LP) and 15 (Monthly Clearing LP), otherwise the field is empty.
Bid matching attribute	The attribute that indicates whether a bid was matched (A) or not (N).
Message code	Notification or error message description specification at the level of a trading day (RC001 - the bid was removed by reason of complex indivisibility conditions; RC002 - the bid was not matched by reason of optimizing the matching result (application of optimization criteria for maximizing the volume traded); RC006 - Marginal values determining has not taken place within any matching period. All sell bids were removed by reason of complex indivisibility conditions).
Message text	Reason code specification. The item (field) is optional.
Bid ID	Bid Identification code (ID) used within EMTAS. Along with the bid version it is a unique bid identifier in the CS OTE system.
Settlement version/Bid version	Settlement version identification (1 - Daily DM Settlement, 2 - Daily Imbalance Settlement, 3 - Interim Monthly Settlement, 4 - Final Monthly Settlement, 5 - State of Emergency, 6 - Final Clearing LP, 15 - Monthly Clearing LP) / Bid version within EMTAS. Along with the Bid ID it is a unique bid identifier in the CS OTE system.
Market type/Area	Market identification (OKO - Day-ahead market, DVS - Registration of RD, VDT - Intraday market, BT - Block market) / Area identification, where the bid was entered (CZ, SK).
ISOTEDATA/Trade/ProfileData	Meaning/Comment
Hour	Identification of the trading hour within which the required action will be performed. The defined interval is 1 to 25, depending on the number of hours of a trading day. (winter/summer time shift - 23; summer/winter time shift - 25). Detailed records for each item must be clear and must be sorted in ascending order. For daily settlement the item has always the value „0“.
Volume /Matched volume	Volume /Matched volume is determined for a specified trading hour. Volume is specified in tenth of MWh.
Price/Amount	Price/Total amount is defined in CZK or EUR with accuracy to 2 decimal positions.
Currency code	Currency specification (CZK, EUR).
Message code	Notification or error message description specification at the level of a trading day hour (e.g. about marginal values missing by reason of buy or sell bids absence).
Message text	Notification or error message description specification at the level of a trading day hour. The field would be filled up in the case that it would be necessary to specify a notification or an error message, defined by the code.
System price	Marginal price resulted from a matching of bids in both areas within a specified hour. If during that hour the demand did not exceed the capacity profile (demand excess), items of "Price CZ", "Price SK" and "System price" will have equal value. In case there occurred such a demand excess, values of those items may be different from each other.
System volume	Marginal volume resulted from a matching of both areas within a specified hour. If during that hour the demand did not exceed the capacity profile (demand excess), the items "Total volume" and "System volume" will have equal value. In case there occurred such a demand excess, values of those items may be different from each other.
Price CZ	The marginal price of matched bids in the CZ within a specified hour (EUR).
Volume CZ - sell	Total volume of matched sell bids in the CZ within a specified hour (MWh).
Volume CZ - buy	Total volume of matched buy bids in the CZ within a specified hour (MWh).
Flow CZ => SK	Energy flow from the CZ area to the SK area (export from the CZ). Settled as a difference between the CZ sell volume and the CZ buy volume within a specified hour. The item is specified only if the resulting value is positive or zero. Energy flow is specified as its absolute value.
Period matching attribute	The attribute of a total/all (A) or a partial (P) matching of the offered / demanded volume or of a not matched bid (N) within a specified hour.
Requested flow CZ => SK	Requested energy flow from the CZ area to the SK area (export from the CZ). In case that the demand did not exceed the capacity profile (demand excess) in the appropriate direction, the item value is equal to the value of the resulting flow field (the value „Flow CZ => SK“). In case that the demand exceeded the available capacity profile in the appropriate direction, the item value would exceed the value of the resulting flow and also higher than the available capacity profile in the appropriate direction.
Requested flow SK => CZ	Energy flow from the SK area to the CZ area (export from the SK). In case that the demand did not exceed the capacity profile (demand excess) in the appropriate direction, the item value is equal to the value of the resulting flow field (the item „Flow SK => CZ“). In case that the demand exceeded the available capacity profile in the appropriate direction, the item value would exceed the value of the resulting flow and also higher than the available capacity profile in the appropriate direction.

Price SK	Marginal price of matched bids in the SK within a specified hour (EUR).
Volume SK - sell	Total volume of matched sell bids in the SK within a specified hour (MWh).
Volume SK - buy	Total volume of matched buy bids in the SK within a specified hour (MWh).
Flow SK => CZ	Energy flow from the SK area to the CZ area (import into the CZ). Settled as a difference between the CZ sell volume and the CZ buy volume within a specified hour. The item is specified only if the resulting value is negative or zero. Energy flow is specified as its absolute value.
Profile identification	Detailed information on the identification of profiles is specified in section 5.13 Allocation of profiles to IS OTE data.

4.11.2 Data request - Final plan

The request will allow determining the traded volume plan for a specific trading day divided up according to individual markets. One operation will contain just one request to identify the final plan, which results may contain more than one record.

As a result, we receive final plan data (summary) divided up according to the target markets (ERD, OKO, BT, VDT), which mean the ERD data as a result of the RD aggregation procedure, OKO data as a result of Day-ahead market bids matching, BT data as a result of the block market aggregation procedure and VDT market data, which were generated as a result of intraday market closed trades including those related to open trading hours.

4.11.2.1 Request – 941 (ISOTEREQ)

The data sentence structure expected in the EMTAS module.

The meaning of items is entirely consistent with the meanings specified in section 4.11.1 and in the structure set out in section 5.5. Mandatory fields are marked with hatching. Other items are optional.

The query may request a final data plan for a specific day:

<i>ISOTEREQ/Trade</i>	Meaning/Comment
Date	Mandatory field
Market type	Optional field – If the item is specified, only data related to a specific market will be selected (DVS, OKO, VDT, BT); if not specified, all markets will be taken into consideration.

4.11.2.2 Response – 942 (RESPONSE)

The response structure is specified in section 4.14.1 with the general formats.

4.11.2.3 Data transcript – 943 (ISOTEDATA)

The data transcript structure is specified in section 4.11.11 with the general formats. Data transcript is created only if the request comes from the CDS. If the request comes from the EMTAS, then data transcript will be not created

The data transcript may generate several records for a single request.

If there is no value specified for any trading hour and profile (see more information in section 5.13 Allocation of profiles to IS OTE data, clause “Final plan”), that means that that hour will be not an element of data transcript.

Note. In the response to the query (request) the specified volume is always with a positive sign. Amount is sign inclusive: positive amount = SS claim to OTE, negative amount = SS commitment to OTE. Amount means a total amount for that volume. See more information in section 5.13 Allocation of profiles to IS OTE data, clause “Final plan”.

4.11.3 Data request – DM Marginal prices

The request will allow determining marginal prices achieved on a specific trading day market. One operation will contain just one request to determine the marginal prices related to a specific trading day, with a response containing one record or none.

4.11.3.1 Request – 944 (ISOTEREQ)

The data sentence structure expected in the EMTAS module.

The meaning of items is entirely consistent with the meanings specified in section 4.11.1 and in the structure set out in section 5.5. Mandatory fields are marked with hatching. Other items are optional.

The query may request DM marginal prices for a specific day:

<i>ISOTEDATA/Trade</i>	<i>Meaning/Comment</i>
Date	Mandatory field

4.11.3.2 Response – 945 (RESPONSE)

The response structure is specified in section 4.14.1 with the general formats.

4.11.3.3 Data transcript – 946 (ISOTEDATA)

The data transcript structure is specified in section 4.11.11 with the general formats. Data transcript is created only if the request comes from the CDS. If the request comes from the EMTAS, then data transcript will be not created.

Only one data transcript may be generated for one request.

In the case that there exist no value for any trading hour or a profile (see more information in section 5.13 Allocation of profiles to IS OTE data, clause „DM marginal prices“), it means that this hour is not a part of the data transcript.

Note: In the response to the request there is positive, negative or zero price (see more information in section 5.13 Allocation of profiles to IS OTE data, clause „DM marginal prices“).

4.11.4 Data request – Hourly settlement

The request will allow determining an hourly settlement results specification achieved within a specific trading day and a settlement version divided up according to separate clearing concepts. One operation will contain just one request to determine settlement data, which result may contain more than one record.

4.11.4.1 Request – 951 (ISOTEREQ)

The data sentence structure expected in the EMTAS module.

The meaning of items is entirely consistent with the meanings specified in section 4.11.1 and in the structure set out in section 5.5.2. Mandatory fields are marked with hatching. Other items are optional.

The query may request DM marginal prices for a settlement result, specific trading and a settlement version:

<i>ISOTEDATA/Trade</i>	<i>Meaning/Comment</i>
Date	Mandatory field

4.11.4.2 Response – 952 (RESPONSE)

The response structure is specified in section 4.14.1 with the general formats.

4.11.4.3 Data transcript – 953 (ISOTEDATA)

The data transcript structure is specified in section 4.11.11 with the general formats. Data transcript is created only if the request comes from the CDS. If the request comes from the EMTAS, then data transcript will be not created.

More than one data transcript records may be generated for one request.

In the case that there exist no value for any trading hour or a profile (see more information in section 5.13 Allocation of profiles to IS OTE data, clause „Settlement – Hourly data“), it means that this hour is not a part of the data transcript.

Note. In the response to the query (request) amount in all clearing concepts is specified including the sign: positive amount = SS claim to OTE, negative amount = SS commitment to OTE. Amount means a total amount for that volume.

Volume is always defined as a positive value. Please, find identification of a buy or sell in „Profile ID“ see section 5.13 Allocation of profiles to IS OTE data, clause „Settlement – Hourly data“.

In clearing concepts like EC, FMD, IMF volume is specified as its absolute value for buy and sell.

In clearing concepts AF, EI, IFF, OF volume value is zero.

4.11.5 Data request – Daily settlement

The request will allow determining settlement daily results specification within a specific trading day and a settlement version divided up according to separate clearing concepts. One operation will contain just one request to determine settlement data, which result may contain more than one record.

4.11.5.1 Request – 961 (ISOTEREQ)

The data sentence structure expected in the EMTAS module.

The meaning of items is entirely consistent with the meanings specified in section 4.11.1 and in the structure set out in section 5.5.2. Mandatory fields are marked with hatching. Other items are optional.

The query may request settlement results of a specific trading day and a settlement version:

ISOTEREQ/Trade	Meaning/Comment
Date	Mandatory field

4.11.5.2 Response – 962 (RESPONSE)

The response structure is specified in section 4.14.1 with the general formats.

4.11.5.3 Data transcript – 963 (ISOTEDATA)

The data transcript structure is specified in section 4.11.11 with the general formats. Data transcript is created only if the request comes from the CDS. If the request comes from the EMTAS, then data transcript will be not created.

More than one data transcript records may be generated for one request.

In the case that there exist no value for any trading hour or a profile (see more information in section 5.13 Allocation of profiles to IS OTE data, clause „Settlement – Daily data“), it means that this hour is not a part of the data transcript.

ISOTEDATA/Trade/ProfileData	Meaning/Comment
Hour	Mandatory field – always has the value „0“.

Note. In the response to the query requesting daily settlement the sign convention for volume and amount will be similar to that in the results of the hourly settlement request. See more information in section 5.13 Allocation of profiles to IS OTE data, clause „Settlement – Daily data“.

4.11.6 Data request – OTE settlement rate

This communication script will allow determining OTE settlement rate used for the Day-ahead market settlement in CZK.

Automatic transmission of the settlement rate after entering to the system:

When entering the final OTE settlement rate it will be distributed by the system to all participants, which on that day (rate date) have applicable activity permissions to conduct trading operations on the DM market.

The rate is distributed by automatic communication as an XML document in the ISOTEDATA system structure.

Settlement rate transmission as the response to a request:

Participant in the request specifies the period (from – to), for which the participant requires to obtain the rate.

A report in the ISOTEDATA format will be transmitted in response to an inquiry. The report will contain a settlement rate for each day of the period, in which the rate is available.

4.11.6.1 Request (ISOTEREQ) – 425

The attributes will be used as follows:

<i>Location date-time-from</i>	commencement of the period, for which the settlement rate was required
<i>Location date-time-to</i>	expiry of the period, for which the settlement rate was required

Other attributes are not used in the Location element.

4.11.6.2 Response (RESPONSE) – 426

The response structure is specified in section 4.14.1 with the general formats

4.11.6.3 Data – OTE settlement rate (ISOTEDATA) – 427

ISOTEDATA attributes will be used as follows:

<i>Trade trade-day</i>	the date of a trading day, for which the rate is transmitted
<i>Trade / Profile-data / Data /value</i>	the rate value in CZK/EUR with an accuracy to 3 decimal positions
<i>Trade / Profile-data /Data unit</i>	„-“ – without a unit (the matter is referred to a mandatory field)
<i>Trade / Profile-data profile-role</i>	„R01“ OTE settlement rate

4.11.7 Notification of the final plan aggregation of traded volume

The matter is referred to a communication script, when trading system transmits information to the rest of the systems in order to perform particular actions; in this particular case - the aggregation of traded volume final plan. The plan is being dynamically altered over time depending on trading hours closure on the DM. Notification will be generated automatically 1x per day after aggregation of the last trading hours on the IM market (after 20:00). Notification will be distributed via a RESPONSE message among all SS. When assigning of a mail to CDS it is possible to make a decision related to a dedicated SS, whether such information would be transmitted or would remain in the CDS system in the unsent messages folder (or messages sent to a default CDS mail).

4.11.7.1 Response – 972 (RESPONSE)

The response structure is specified in section 4.14.1 with the general formats.

4.11.8 Settlement performance notification

The matter is referred to a communication script, when trading system transmits information to the rest of the systems in order to perform particular actions; settlement in this particular case. Notification will be distributed via a RESPONSE message among all SS, which at least one day were SS within a defined period. When assigning of a mail to CDS it is possible to make a decision related to a dedicated SS, whether such information would be transmitted or would remain in the CDS system in the unsent messages folder (or messages sent to a default CDS mail). There will be always just one notification for the operator-defined range of days for one run. Notification will be generated automatically as the last step in the clearing processing by the EMTAS, i.e. before the data sending to the SFVOT application (regarding the monthly and final monthly settlement the data will be transmitted to the SFVOT application just after the warranty period expiry). When assigning of a mail to CDS it is possible to make a decision related to a

dedicated SS, whether such information would be transmitted to or would remain in the CDS system in the unsent messages folder (or messages sent to a default CDS mail).

4.11.8.1 Response – 982 (RESPONSE)

The response structure is specified in section 4.14.1 with the general formats.

4.11.9 *RD aggregation notification*

The matter is referred to a communication script, when trading system transmits information to the rest of the systems in order to perform particular actions; RD aggregation in this case. Notification will be distributed via a RESPONSE message among all SS, which have an applicable activity permission to conduct trading operations on the DM market. When assigning of a mail to CDS it is possible to make a decision related to a dedicated SS, whether such information would be transmitted or would remain in the CDS system in the unsent messages folder (or messages sent to a default CDS mail). Notification will be generated automatically as a part of the RD aggregation procedure, i.e. after the end of the successful aggregation procedure.

4.11.9.1 Response – 992 (RESPONSE)

The response structure is specified in section 4.14.1 with the general formats.

4.11.10 *DM and Gas DM bids matching notification*

The matter is referred to a communication script, when trading system transmits information to the rest of the systems in order to perform particular actions; DM and Gas DM bids matching in this case. Notification will be distributed via a RESPONSE message among all SS, which have an applicable activity permission to conduct trading operations on the DM and Gas DM market. When assigning of a mail to CDS it is possible to make a decision related to a dedicated SS, whether such information would be transmitted or would remain in the CDS system in the unsent messages folder (or messages sent to a default CDS mail). Notification will be generated automatically after the end of the successful DM and Gas DM bids matching procedure.

4.11.10.1 Response – 997 (RESPONSE)

The response structure is specified in section 4.14.1 with the general formats.

4.11.11 *Result transcripts general format (ISOTEDATA - 943, 946, 953, 963)*

The meaning of items is entirely consistent with the meanings specified in section 4.11.1 and in the structure set out in section 5.5. Mandatory fields are marked with hatching. Other items are optional.

4.11.12 *Data request – Statistical data of imbalance settlement*

The request will allow determining the statistical data of imbalance settlement for a specific trading day and settlement version. One operation will contain just one request to identify settlement data, which results may contain more than one record.

4.11.12.1 Request – 964 (ISOTEREQ)

The data sentence structure expected in the EMTAS module.

The meaning of items is entirely consistent with the meanings specified in section 4.11.1 and in the structure set out in section 5.5.2. Mandatory fields are marked with hatching. Other items are optional.

The query may request a statistical data for a specific day and settlement version:

<i>ISOTEREQ/Trade</i>	Meaning/Comment
Trade day	Mandatory field
Settlement version	Mandatory field – only versions: 2 – Daily imbalance settlement, 3 - Interim monthly settlement, 4 – Final monthly settlement

4.11.12.2 Response – 965 (RESPONSE)

The response structure is specified in section 4.14.1 with the general formats.

4.11.12.3 Data transcript – 966 (ISOTEDATA)

The data transcript structure is specified in section 4.11.11 with the general formats. Data transcript is created only if the request comes from the CDS.

The data transcript may generate several records for a single request.

If some profile is filled in data transcript, then all hours of trade day are filled.

The price, amount and volume are noted with sign in all settlement concepts of data transcript (see section 5.13- Allocation of profiles to IS OTE data - „Statistical data of imbalance settlement“ part).

Price of contrary imbalance is valid from 2010/01/01. Requests on delivery day before this date will not return data of this profile.

4.12 Settlement and aggregation communication scripts for gas trading

Single items of this section are defined in the maximum classification, which means that some items may be accumulated in a common format of the data into one item (e.g., items of a date type), or may not be used at all.

4.12.1 Settlement result items structure determination – ISOTEDATA

The sentence structure will consist of the following items:

<i>ISOTEDATA</i>	Meaning/Comment
Message code	Message code identifying the message type.
<i>ISOTEDATA/Trade</i>	Meaning/Comment
Date/Gas day	Gas day or initial date in YYYY-MM-DD format.
Matching ID	A unique matching identifier within one day.
Settlement version	Settlement version identification (9 – Gas DM morning session, 10 – Gas DM afternoon session, 11 – Monthly settlement with gas, 12 – Final monthly settlement with gas, 13 – Gas IM daily settlement)
Market type	Market identification (DTP – Gas DM, VDP – Gas IM)

<i>ISOTEDATA/Trade/ProfileData</i>	<i>Meaning/Comment</i>
Hour	Identification of the trading hour within which the required action will be performed. The defined interval is 1 to 25, depending on the number of hours of a trading day. (winter/summer time shift – 23; summer/winter time shift – 25). Detailed records for each item must be clear and must be sorted in ascending order. For daily settlement the item has always the value „0“.
Volume	Volume is determined for a specified trading hour. Volume is specified in tenth of MWh.
Price/Amount	Price/Total amount is defined in CZK or EUR with accuracy to 2 decimal positions.
Currency code	Currency specification (CZK, EUR).
Profile identification	Detailed information on the identification of profiles is specified in section 5.13 - Allocation of profiles to IS OTE data
<i>ISOTEDATA/Trade/Party</i>	<i>Meaning/Comment</i>
Participant (EIC)/Anonymus participant/EIC	Unique participant identification within IS OTE (EIC). Anonymous participant code, or EIC according to anonymity settings.

4.12.2 Data request – marginal prices for Gas DM

The request will allow determining marginal prices achieved on Gas DM market. One operation will contain just one request to determine the marginal prices related to a specific gas day, with a response containing one record or none.

4.12.2.1 Request – GDD (ISOTEREQ)

The data sentence structure expected in the EMTAS module.

The meaning of items is entirely consistent with the meanings specified in section 4.12.1 1 and in the structure set out in section 5.9. Mandatory fields are marked with hatching. Other items are optional.

The query may request Gas DM marginal prices for a specific day:

<i>ISOTEDATA/Trade</i>	<i>Meaning/Comment</i>
Date	Mandatory item

4.12.2.2 Response – GDE (RESPONSE)

The response structure is specified in section 4.14.1 with the general formats.

4.12.2.3 Data transcript – GDF (ISOTEDATA)

The data transcript structure is specified in section 4.12.4 with the general formats. Data transcript is created only if the request comes from the CDS. If the request comes from the EMTAS, then data transcript will be not created.

Only one data transcript may be generated for one request.

Note: In the response to the request there is always a positive price (see more information in section 5.13 Allocation of profiles to IS OTE data, clause „DM marginal prices“).

4.12.3 Data request - Daily settlement

The request will allow determining settlement daily results specification for specified gas day and settlement version divided by according clearing concepts. One operation will contain just one request to determine settlement data, which result may contain more than one record.

4.12.3.1 Request – GSD (ISOTEREQ)

The data sentence structure expected in the EMTAS module.

The meaning of items is entirely consistent with the meanings specified in section 4.12.1 1 and in the structure set out in section 5.9. Mandatory fields are marked with hatching. Other items are optional.

The query may request settlement results of a specific gas day and a settlement version:

<i>ISOTEDATA/Trade</i>	<i>Meaning/Comment</i>
Date	Mandatory field

4.12.3.2 Response – GSE (RESPONSE)

The response structure is specified in section 4.14.1 with the general formats.

4.12.3.3 Data transcript – GSF (ISOTEDATA)

The data transcript structure is specified in section 4.12.4 with the general formats. Data transcript is created only if the request comes from the CDS. If the request comes from the EMTAS, then data transcript will be not created.

More than one data transcript records may be generated for one request.

<i>ISOTEDATA/Trade/ProfileData</i>	<i>Meaning/Comment</i>
Hour	Mandatory field – always has the value „0“.

Note. In the response to the query requesting daily settlement the sign convention for volume and amount will be similar to that in the results of the hourly settlement request. See more information in section 5.13 Allocation of profiles to IS OTE data, clause „Settlement – Daily data“.

4.12.4 Result transcripts general format (ISOTEDATA - GDF, GSF)

The meaning of items is entirely consistent with the meanings specified in section 4.12.1 and in the structure set out in section 5.9. Mandatory fields are marked with hatching. Other items are optional.

4.13 Communication scripts of enquiries for financial settlement data SFVOT

The financial reports have the same business logic for communication scripts. Data are automatically distributed, when the settlement would be done. Anyway client should request it by SFVOTREQ message.

Reporty a jejich kódy:

<i>Report name</i>	Structure	The request code	The data code	The response code
Billing Report	SFVOTBILLING	400	401	402
Billing Report OTE	SFVOTBILLING	403	404	405
Report of Claims	SFVOTCLAIM	406	407	408
Report of Claims OTE	SFVOTCLAIM	409	410	411
Clearing of Load Profiles (TDD) Differences	SFVOTTDD	412	413	414
Clearing of Load Profiles (TDD) Differences OTE	SFVOTTDD	415	416	417
Billing Report PXE - OTE	SFVOTBILLINGEMO	418	419	420
Billing Report OTE - PXE	SFVOTBILLINGEMO	421	422	423
List of included receivables and payables	SFVOTDTEXPIMP	428	429	430
Daily report for bank (credit-debit/confirmation)	SFVOTCONFDATA	431	432	433
Billing Report – summary	SFVOTBILLINGSUM	434	435	436
Billing Report OTE – summary	SFVOTBILLINGSUM	437	438	439
Report of Claims – summary	SFVOTCLAIMSUM	440	441	442
Report of Claims OTE – summary	SFVOTCLAIMSUM	443	444	445

4.13.1.1 Request for financial report – (SFVOTREQ)

The meaning of items:

<i>Item</i>	Meaning
SFVOTREQ@message-code	The report code
SFVOTREQ/SenderIdentification@id	Subject identifier (EAN or EIC), it must match the ID resolved from signature certificate.
SFVOTREQ/ReceiverIdentification @id	OTE identifier (EAN or EIC).
SFVOTREQ/Interval@date-from	start of period for report
SFVOTREQ/Interval@date-to	end of period for report

4.13.1.2 Response for report request – (RESPONSE)

If client requested some report, then response message is returned.

Response codes (RESPONSE/Reason@code) for financial reports:

ID	Description	Returns Data	Notes
9000	In order	Yes	Reason does not contain any text. XML with data cannot be empty.
9001	No data found	No	Reason does not contain any text.
9002	Enquiry for data is not a valid XML.	No	Error description is in Reason
9003	Error in the reporting module.	No	Reason does not contain any text.
9004	Other error of the financial module.	No	Reason does not contain any text.
9005	Warning: In the selected period an Emergency Status was announced. The values of daily settlement are not valid for invoicing.	Yes	Reason does not contain any text.

The reports description are in the appropriate XML schemas.

4.14 IS OTE general scripts

4.14.1 Mail structure items meaning – RESPONSE

E-mail message structure for the area, which means that the processing evaluation will contain following fields.

- 1 – Message code:** message type identification. It is a 3-digit alphanumeric chain.
- 2 – Bid code:** identification code of the bid/order used within EMTAS. It is a ten-digit number. Together with the bid version (item 3) they make up the unique bid identifier. If the bid/offer was not created/found then the item will be left empty.
- 3 – Bid version:** The bid version within EMTAS. It is a 5-digit number. Together with the bid code they make up the unique bid identifier. If the bid/offer was not created/found then the item will be left empty.
- 4 – Description message of the receiver/Message body:** own text of notification, warning or error.
- 5 – Error code:** number of notification/warning/error.
- 6 – Error type:** error type identification. It is a 3-digit alphanumeric chain.
- 7 – Sender Identification:** identification of the sender. For electricity trading usually EAN OTE, for gas trading usually EIC OTE.
- 8 – Receiver Identification:** identification of the receiver of the message. For electricity trading usually EAN, for gas trading usually EIC.
- 9 - Message identifier:** consequently, in the case of client-server communication, it is used for enquiring the process results.

4.14.2 IS OTE data transfer application (request)

The matter is referred to a particular request type, which is relevant only for certain architecture type like client-server asynchronous communication through http(s) channels. This Request is used to obtain a response (output data) for asynchronous processing of another (previous) data request.

Data transfer request will acquire following results:

- Bid status determination
- Resultant BalM prices
- Notice board data
- Market results
- Current Market results
- Trading hours data
- DM bid status determination
- BM order status determination
- BM trade status determination
- BM instance (product) data
- DM trade results determination in the area
- DM SS trade results determination
- RD status determination
- MCC volume determination

Data request is processed with the WAS/CDS tools.

4.14.2.1 Request – 921/GX1 (COMMONREQ/COMMONGASREQ)

As a unique identifier of the requested data (reference data exchange in asynchronous processing via HTTPs client-server) there will be used a RESPONSE message number, which the WAS system returns synchronously (within a single session) at entering a previous appropriate request into the external data system

If this number is not included into the report, the WAS system returns the first identified data file found in the table of unsent messages.

Processing procedure:

- One of the requests is transferred to the system via a HTTPs channel:
 - Request MSG_CODE 881 – Bid status determination
 - Request MSG_CODE 884 – Resultant BalM prices
 - Request MSG_CODE 891 – Notice board data
 - Request MSG_CODE 901 – Market results

- Request MSG_CODE 914 – Current Market results
 - Request MSG_CODE 911 – Trading hours data
 - Request MSG_CODE 831 – DM bid status determination
 - Request MSG_CODE 864 – BM order status determination
 - Request MSG_CODE 874 – BM trade status determination
 - Request MSG_CODE 877 – BM instance (product) data
- The system receives data in a single session, sends back RESPONSE with information on receiving a data request. The identifier of this message (report) will be used by the external system to identify a processing result with subsequent sending of the request to ISOTEREQ with the MSG_CODE 921/GX1 IS OTE data transfer request. For a repeated query with the same request an initial identifier is used for the subsequent processing of the application. After sending RESPONSE synchronous connection closes.
 - After that the external system sends a request containing the MSG_CODE 921/GX1 IS OTE data transfer request with the above mentioned data exchange reference number.
 - The WAS system will check resulting data in the unsent messages table and synchronously send the data back to the external system

4.14.2.2 Request – 922/GX2 (RESPONSE/GASRESPONSE)

In the event that in the communication server WAS at a current time the data related to the reference number assigned to the data exchange requirement 921/GX1 of data exchange are not available or if the reference number is not specified (in the case that the system is not able to find any data for a specific RMP in the unsent messages table) the WAS system returns as an output the RESPONSE with an appropriate error code and error message.

4.14.3 Code list of logical errors incurred during instructions/request processing

The contractor reserves the right to update the list of errors.

Errors on the IM&BalM:

Notification			Used in:				Notes
ID	Description	Type	Submission / Replacement	Cancellation	Acceptation	Enquiry	
2200	The guarantee limits are not fulfilled.	E	*	*	*		
2261	Meets guarantee: Guarantee limits are almost used up.	W	*	*	*		
2536	Your user rights are insufficient for completing this operation.	E	*	*	*		
2923	Action has been completed successfully.	I	*	*	*		
3029	Participant %s is not registered as a market participant.	E	*	*	*		
3122	Participant %s does not exist.	E	*	*	*	*	
3143	Error in hour %d: invalid electricity volume.	E	*		*		
3422	Aggregation of hour %d3 of IM for trading day %d1 was conducted.	I					After closing the last hour of IM for trading day.
4003	No date found in table CALENDER.	E	*				
4004	Participant %s does not have a right to access the IM market.	E	*	*	*		
4005	Participant %s does not have access rights to the BalM market.	E	*	*	*		
4008	Error in hour %d: amount of electricity may not be 0.	E	*				

Notification			Used in:				Notes
ID	Description	Type	Submission / Replacement	Cancellation	Acceptation	Enquiry	
4009	Error in hour %d: price may not be 0.	E	*				
4010	Error in hour %d: invalid price.	E	*				
4011	Error in hour %d: the Volume in the block may not be divisible.	E	*				
4014	Time validity of the bid must be smaller then the Closing time of the last hour of the bid.	E	*				
4015	Time validity of the bid must be higher then the current time.	E	*				
4016	For the given trading day there are no trading hours generated.	E	*				
4019	Error in bid header: participant is a mandatory field.	E	*				
4023	Error in bid header: invalid date.	E	*				
4024	Error in bid header: bid type is a mandatory field.	E	*				
4025	Error in bid header: invalid bid type.	E	*		*		
4026	Error in bid header: invalid bid order.	E	*				
4027	Error in bid header: invalid time validity of bid.	E	*				
4028	Error in bid header: Total Acceptance of bid is a mandatory field.	E	*				
4029	Error in bid detail: hour is a mandatory field.	E	*		*		
4030	Error in bid detail: invalid hour.	E	*		*		
4031	Error in the hour %d: electricity is a mandatory field.	E	*		*		
4032	Error in the hour %d: invalid electricity.	E	*		*		
4033	Error in the hour %d: price is a mandatory field.	E	*				
4034	Error in the hour %d: invalid price.	E	*				
4035	Error in the hour %d: Volume divisibility is a mandatory field.	E	*				
4036	Error in the hour %d: invalid Volume divisibility.	E	*				
4038	Error in bid detail: hours must be in an ascending order.	E	*		*		
4039	Error in bid detail	E	*		*		
4043	No data found in the processing table.	E	*	*	*	*	
4044	Error in bid header: bid code is a mandatory field.	E		*	*		
4045	Error in bid header: invalid bid code.	E		*	*		
4046	Error in bid header: bid version is a mandatory field	E		*	*		
4047	Error in bid header: invalid bid version	E		*	*		
4048	Error in bid header: market type is a mandatory field.	E			*		
4049	Error in bid header: invalid market type..	E			*		
4051	Invalid operation type.	E	*	*	*		Only for access from the WEB
4054	Acceptation of bid %d1 after the trading hour %d2 on the market %d3.	E			*		
4057	Error in hour%d: open trading hour not found.	E	*				
4058	Error in hour %d: hour > max. amount of hours	E	*				
4059	No data found in table IM_PARAMETERS.	E	*		*		
4060	Error in hour %d: open trading hour not found.	E	*		*		
4061	Error in hour %d: electricity amount is a mandatory field.	E	*		*		
4062	There is no open trading hour for the bid.	E	*	*	*		
4063	Bid not found.	E	*	*	*		
4064	Bid was cancelled.	E	*				
4065	Bid was fully or partially accepted.	E	*				
4066	Another participant is working with the bid at the moment. Please try again later.	E	*	*	*		
4067	Error in hour%d: invalid electricity, max. decimal places: %s.	E	*		*		
4068	Participant %s has no rights to submit bids on IM.	E	*	*	*		
4069	Participant %s has no rights to accept bids on IM.	E	*	*	*		
4070	Participant %s does not have right to submit BalM bids.	E	*	*	*		
4071	Participant %s does not have right to conduct BalM acceptance.	E	*	*	*		

Notification			Used in:				Notes
ID	Description	Type	Submission / Replacement	Cancellation	Acceptation	Enquiry	
4074	Participant %s has no entry rights (modification).	E	*	*	*		
4075	Error during trade type assessment.	E		*			
4077	Bid does not fulfill the conditions for cancellation.	E		*			
4078	Bid was already withdrawn.	E		*	*		
4079	Bid may be cancelled only by the owner of the bid.	E		*			
4080	Error in bid header: invalid Total Acceptance.	E	*				
4081	Bid may be replaced only by the owner of the bid.	E	*				
4082	Error in bid header: process type is a mandatory field.	E		*			
4083	Error in bid header: invalid process type.	E		*			
4085	Bid was not processed due to the rejection of the whole amount.	E		*			
4086	May not be cancelled, the bid was fully accepted.	E		*			
4091	For the bid%d no trading hours were found.	E			*		
4092	When accepting the whole bid all trading hours must be accepted.	E			*		
4093	Error in hour %d: trading on the market %t is closed.	E			*		
4094	Error in hour %d: electricity for this hour must be accepted as a whole.	E			*		
4095	Error in hour %d: for successful acceptation only %c unit of electricity is left.	E			*		
4096	Accepted bid is not active.	E			*		
4097	Accepted bid was already replaced.	E			*		
4098	Accepted bid was already cancelled.	E			*		
4101	Error occurred when processing SFVOT.	E	*	*	*		
4102	Error in hour%d: bid must be accepted as a whole.	E			*		
4114	Error in hour %d: Hour in bid%n not found.	E			*		
4115	Unexpected parameter for block processing.	E		*			
4116	Error occurred when processing SFVOT. Error code = %s.	E	*	*	*		
4117	Unexpected processing code (%s) of SFVOT record.	E	*	*	*		
4119	For the participant %s no bid unit was found.	E	*		*		
4120	User rights check – invalid operation type %s.	E	*	*	*		
4121	Only the remaining amount of electricity was accepted.	E			*		
4122	In the bid %s no electricity was accepted.	E			*		
4123	In the bid the total amount of electricity is 0.	E	*				
4124	Bid/version/hour: required-confirmed	E			*		
4127	Bid may not be created, participant is not the bid owner.	E	*				
4128	Bid was already accepted by another user.	E			*		
4129	Error in hour %d: the electricity was already accepted by another user.	E			*		
4130	Error in bid detail: invalid bid hour.(%d)	E	*		*		
4131	Error in bid header: invalid %d. header item. %c	E	*	*	*		
4134	Bid may not be accepted, bid is submitted for IM.	E			*		
4138	Error when generating bid sequence order.	E					
4146	Total acceptance of bid must be N.	E	*				
4161	Max. number of submitted orders by a participant within a trading day was reached.	E	*				
4162	Index “%s” of accepted bid was not found during profile table survey.	E			*		
4163	Max. number of submitted orders within a trading day could not be detected.	E	*				
4165	Participant %s1 doesn't have conveyed imbalance responsibility for %s2.	E	*	*	*		
4171	Own bid may not be accepted.	E			*		
4172	Only TSO's bids may be accepted.	E			*		

Notification			Used in:				Notes
ID	Description	Type	Submission / Replacement	Cancellation	Acceptation	Enquiry	
4175	Max. number of acceptations for participant within day and hour %s was exceeded.	E			*		
5011	Error when calling the API function. Error code =%s.	E	*	*	*	*	
5022	Error in header: bid code is missing.	E				*	
5023	Error in header: bid version is missing.	E				*	
5024	Error in header: bid code and version or date is missing.	E				*	
5500	Bid was created with a code %d1and version %d2.	I	*				
5501	Bid was accepted with a code %d1and version%d2.	I			*		
5502	Acceptation bid was created with a code %d1 and version %d2.	I			*		
5503	Bid was cancelled with a code %d1 and version %d2.	I		*			
5504	Enquiry executed. Data found	I				*	
5505	Enquiry executed. No data found	I				*	
5521	The IM notice board for the trading day %s was changed.	I					Distribution of data on the notice board
5522	The BM notice board for the trading day %s was changed.	I					Distribution of data on the notice board
5538	Inquiry conducted. Data not available yet.	I				*	

Errors on DM:

Notification						
ID	Description	Type	Submission / Renewal	Cancellation	Enquiry	Notes
2000	Session is closed.	E	*			
2007	Only one indivisible block per hour is allowed, unless it is an overfilling.	E	*			
2009	Price of a bid is smaller than the minimal allowed price in the system.	E	*			
2010	Price of the bid is higher than the maximal allowed price in the system.	E	*			
2011	Offered hourly amount is lower than the allowed minimum in the system.	E	*			
2012	Offered hourly amount is higher than the allowed minimum in the system.	E	*			
2014	In the offer for buy prices must be strictly descending.	E	*			
2015	Prices on the side of production must be at each consequent block strictly ascending.	E	*			
2019	Trading day must be higher than the date of the actual day.	E	*			
2020	In the table of parameters there is no record.	E	*			
2024	Indivisible blocks must always have the lowest price of all blocks.	E	*			
2027	Offering participant has no rights for this type of bid.	E	*			
2038	Amount is 0 for each hour of the bid.	E	*			
2200	Guarantee limits are not fulfilled.	E	*	*		
2201	The product of amount and price in every hour of the bid is 0.	E	*			
2261	Guarantees fulfilled: Guarantee limits are almost exhausted.	W	*	*		
2262	SFVOT - error %d occurred when verifying guarantee.	E	*	*		
2264	SFVOT – guarantee limits are locked. Please repeat the action later.	E	*	*		
2501	The clocks will change on Sunday.	I	*			
2502	Today, the time change takes place.	I	*			

Notification						
ID	Description	Type	Submission / Renewal	Cancellation	Enquiry	Notes
2531	The cancellation date cannot be lower than the date of the actual session.	E		*		
2532	The bid was cancelled for this date %d.	E		*		
2538	Bid for participant %s cannot be entered	E	*			
2604	Unauthorized value of electricity amount.	E	*			
2605	Unauthorized value of price.	E	*			
2627	Divisibility attribute must be Y in bid offers.	E	*			
2632	In bid offers, the attribute for total acceptance of first block must be N.	E	*			
2638	The bid does not fulfill the necessary conditions for cancellation.	E		*		
2641	The participant is not a valid settlement subject (from %d1 to %d2).	E	*	*		
2642	The participant may not participate on the day-ahead market (from %d1 to %d2).	E	*	*		
2643	Error in the bid header: Total Acceptance of the 1 st Block is a mandatory field.	E	*			
2644	Error in the bid header: invalid Total Acceptance of Block 1.	E	*			
2645	Error in the bid header: identification of the bid block is a mandatory field.	E	*			
2646	Error in the bid header: invalid identification of the bid block.	E	*			
2648	Participant is not authorized to participate in the day-ahead-market.	E	*	*		
2929	Default settlement currency code not found.	E	*			
2649	Error in bid header: settlement currency code is required data.	E	*			
2650	Error in bid header: invalid settlement currency code.	E	*			
2923	Action has been completed successfully.	I	*	*		
2924	Request %s is waiting for the financial security check. Check the request queue.	I	*	*		
2953	It is allowed to change only these hours in 2nd auction, where marginal price is out of limits.	E	*			
2954	Bid can not be cancelled - the bid does not meet the requirements for cancellation of bids in 2nd auction.	E		*		
2955	Attribute of total acceptance of first block can not be changed in 2nd auction bid.	E	*			
3015	The participant does not have the necessary permission to realize this operation.	E	*	*		
3029	The participant %s is not registered as a market participant.	E	*	*		
3122	The participant %s does not exist.	E	*	*	*	
3165	Unexpected cancellation type.	E		*		
3423	The bid matching process for trading day %d1 was conducted.	I				After finishing DM matching.
3424	The new MCC for delivery day %d1 was defined.	I				After receiving MCC for delivery day.
3426	2nd auction for delivery day %d1 has been called: Opening of 2nd auction session: GOT = %d2 Closing of 2nd auction session: GCT = %d3 Result time of 2nd auction: GPT = %d4	I				
3427	Problematic hours - exceeding upper limit %n1: HRS = %s1	I				
3428	Problematic hours - exceeding lower limit %n2: HRS = %s2	I				
3570	Error in syntax in verifying bid blocks.	E	*			
3585	Error in order detail: zero price is not allowed.	E	*			
3700	There was no detail entered for this bid.	E	*			
4019	Error in the bid header: the participant is a mandatory field.	E	*			
4023	Error in the bid header: invalid date.	E	*			
4024	Error in the bid header: bid type is a mandatory field.	E	*			
4025	Error in the bid header: invalid bid type.	E	*			
4029	Error in the bid header: bid hour is a mandatory field.	E	*			

Notification						
ID	Description	Type	Submission / Renewal	Cancellation	Enquiry	Notes
4030	Error in the bid header: invalid bid hour.	E	*			
4031	Error in the hour %d: electricity is a mandatory field.	E	*			
4033	Error in the hour %d: price is a mandatory field.	E	*			
4035	Error in the hour %d: Volume Divisibility is a mandatory field.	E	*			
4036	Error in the hour %d: Invalid Volume Divisibility.	E	*			
4039	Invalid bid detail.	E	*			
4043	Data not found in the processing table.	E	*	*	*	
4044	Error in the bid header: bid code is a mandatory field.	E		*		
4046	Error in the bid header: bid version is a mandatory field.	E		*		
4051	Invalid operation type.	E	*	*		
4063	Bid was not found.	E	*	*		
4077	The bid does not fulfill the conditions for cancellation.	E		*		
4079	The bid may be cancelled only by the owner of the bid.	E		*		
4118	Invalid bid header.	E	*			
4131	Error in the bid header: invalid %d. header item %c	E	*	*		
5011	Error when calling the API function. Error code = %s.	E	*	*	*	
5500	Bid was created with a code %d1 and version %d2.	I	*			
5503	Bid was cancelled with a code %d1 and version %d2.	I		*		
5504	Enquiry was accomplished. Data was found.	I			*	
5505	Enquiry was accomplished. No data was found.	I			*	
5528	Bid was cancelled by the market operator.	I		*		In the case of cancellation of all valid trades on the back of changes in rights validity of SS.
5537	Bid has been cancelled by system (SFVOT).	I		*		

Errors on the BM :

Notification						
ID	Description	Type	Order Submission	Order Cancellation	Enquiry	Notes
2641	The participant is not a valid settlement subject (from %d1 to %d2).	E	*	*		
6000	The Participant %s placing an order for sell does not have selling rights.	E	*			
6001	The Participant %s placing an order for buy does not have buying rights.	E	*			
6002	The participant %s has no rights to participate on the BM (from %d1 to %d2).	E	*	*		
6003	The participant %s has no rights to submit/cancel orders.	E	*	*		
6004	The order was not entered. The product is not a valid product on the block market.	E	*			
6005	The order was entered as invalid. The product %s2 is not published.	E	*			
6006	The order %s1 was entered as invalid. The product %s2 is not in a period, when it is possible to trade with it.	E	*			
6007	The order %s1 was entered as invalid. The product %s2 is in the period for submitting orders for market makers and the participant %s3 does not have delegated rights of a Market Maker.	E	*			
6008	The order %s1 was entered as invalid. Product %s2 is not in the period designated for submitting orders.	E	*			
6009	The order %s1 was entered as invalid. The number of contracts %s2 of the order exceeds the set limit %s3.	E	*			
6010	The order %s1 was entered as invalid. The financial volume %s2 of all active orders surpasses the set limit %s3 of the participant.	E	*			
6011	The order %s1 was entered as invalid. The actual financial security of the participant %s2 is insufficient.	E	*			
6012	The order %s1 was entered as invalid. The order submitted by the market maker %s2 there must be a defined limit price.	E	*			
6013	The order %s1 was entered as invalid. The limit price %s2 exceeds the allowed price interval of the product (%s3 - %s4).	E	*			
6014	The order %s1 was entered as invalid. The number of contracts %s2 does not comply with the integer of the multiplied product parameters. The minimum tradable unit is =%s3.	E	*			
6015	The order %s1 cannot be cancelled. The participant %s does not have rights to cancel orders.	E		*		
6016	The order %s1 cannot be cancelled. The order may be cancelled only by its owner.	E		*		
6017	The order %s1 cannot be cancelled. The product %s2 is outside of the trading period , when the instruction for cancellation cannot be processed.	E		*		
6018	The order %s1 cannot be cancelled. The number of orders of a market maker of the same type %s2 would be 0.	E		*		
6019	Cancellation of all orders according to product %s1 was completed with an error. Cancellation was not executed.	E		*		
6021	Order was created with a code %s.	I	*			
6022	Order was cancelled with a code %s.	I		*		
6023	The order %s1 was already cancelled.	E		*		
6024	By matching of the order with the number %s1 of the product %s2 the trade %s3 was created.	I	*			
6026	Item %s is filled in incorrectly.	E	*	*	*	
6037	Error in the header of the order: invalid %d. item in the order.	E	*			
6038	Invalid order header.	E	*			
6039	Error in the header of the order: invalid order type %s.	E	*			

Notification						
ID	Description	Type	Order Submission	Order Cancellation	Enquiry	Notes
6040	Error in the header of the order: product name is a mandatory field.	E	*			
6041	Error in the header of the order: trade type is a mandatory field.	E	*			
6042	Invalid order detail.	E	*			
6043	Error in the order detail: number of contracts is a mandatory field.	E	*			
6044	Error in the order detail: invalid number of contracts %s.	E	*			
6045	Error in the header of the order: invalid product name %s.	E	*			
6046	No data was found in the table of FS status.	E	*			
6047	It was found, when submitting the order %s1 on the BM that the actual status of the FS of the participant %s2 is insufficient.	E	*			
6048	No data was found in the table of defined financial limits of orders for the given RMP.	E	*			
6049	It was found, when submitting the order %s1 on the BM that the FS limit of the participant %s2 was exceeded.	E	*			
6050	It was found, when submitting the order %s1 on the BM by the participant %s2 that the contracts in the order are outside of the set limit.	E	*			
6051	Message code %s1 not found in global structure.	E	*	*		
6052	The order was entered as invalid. Submitting an order without a limit price is not allowed.	E	*			
6053	Error in the header of the order: invalid trade type %s.	E	*			
6054	Error in the order detail: order code is a mandatory field.	E	*			
6055	Error in the order detail: invalid order code %s.	E	*			
6056	The order %s was not found.	E		*	*	
6057	The order %s1 cannot be cancelled, does not fulfill the conditions for cancelling.	E		*		
6058	The order %s1 cannot be cancelled, as it was already traded as a whole.	E		*		
6059	The order %s1 cannot be cancelled, as it is being processed.	E		*		
6060	Too many parameters; Submit either the order ID or Product or Data of entry of the order.	E			*	
6061	Missing parameter: Submit order ID.	E		*	*	
6062	Missing parameter: submit trade ID.	E			*	
6063	Too many parameters; Submit either the order ID or Product or Data of origin of trade.	E			*	
6064	Missing parameter: Submit at least one parameter.	E		*	*	
6065	For the order %s1 the trade %s2 was created.	I	*			
6066	The order was cancelled by the system.	I		*		
6067	BM aggregation of the product %s1 was conducted.	I				After product aggregation on BM.
6068	The product %s1 has been issued on block market.	I				After product issue on BM.
6069	Trading of the product %s1 has been opened on block market.	I				After opening product trading on BM.
6070	Trading of the product %s1 has been closed on block market.	I				After closing product trading on BM.
6071	Data of the product %s1 traded on BM has been finalized.	I				After finalizaning product trading data on BM.
6072	The cancellation of set of orders was completed with an error. Details are stated in the audit log.	E		*		
6073	The order %s1 cannot be matched. Some of the orders of the counterparty are being processed (probably with a request for cancellation).	E	*			
6074	Missing parameter: Submit a product.	E	*	*	*	
6075	Market depth for product %s has been changed.	I				When the product detail has been changed.
6076	The cancellation of a set of orders was completed successfully.	I		*		

Notification						
ID	Description	Type	Order Submission	Order Cancellation	Enquiry	Notes
6078	The cancellation of all orders according to the product %s was completed successfully.	I		*		
6079	While processing the incident on the BM with a code %s1 type %s2 and error was found.	E	*	*	*	
6080	The product %s1 has NOT been issued on BM.	I				
6086	The product %s is outside of the trading period, when no instruction for cancellation may be processed.					
6087	There were no active orders found for the given product.	E		*	*	
6089	The cancellation of all orders may not be executed during the period of submitting orders by the market maker.	E		*		
6090	The cancellation of set of orders may not be executed during the period of submitting orders by the market maker.	E		*		
6091	The order %s1 was entered as invalid. The limit price %s2 is not in accordance with the defined price step of the product %s3.	E	*			
6092	Error in the order detail: the number of decimal places of the limit price of the order exceeded the technological limit.	E	*			
6094	Order %s1 can't be cancelled. The order is not active yet.	E		*		
6095	The modification of the order was finished with an error: %s.	E	*	*		
6096	The modification of the order was finished successfully.	I	*	*		
6097	The modification of the order %s1 was not executed due to trading.	E	*	*		

Errors on the RRD:

ID	Description	Type	Code acc. to ETSO	Control level	ACK report		Anomaly report	Confirmation report
				Error LEVEL	Rejection of the whole message	Rejection of the time series		
2200	Guarantee limits have not been met.	E	Z20	TS		x	x	
2261	Meets guarantee: Guarantee limits are almost used up.	W	Z21	TS				x
3015	The user does not have the required permission to realize this operation.	E	Z04		x			
3034	In or Out party %s1 without valid contract to access RRD (from %s2 to %s3).	E	Z03		x			
3800	In or Out party %s1 is not a subject of settlement and there is no relation to any party responsible for its imbalances.	E	Z01	DOC	x			
3801	RRD not allowed by balance responsible party for In or Out party %s1.	E	Z02	DOC	x			
3802	Only TSO is accepted as a sender of the external schedule.	E	A78	DOC	x			
3808	A subject party is to be either In party or Out party.	E	Z08	TS	x			
3809	A sender of zeroing schedule is to be the same in the being zeroed schedule.	E	Z09	TS		x		
3810	There is no schedule to be cancelled. Zeroing schedule has been rejected.	E	Z10	TS		x		
3811	Mandatory attributes missing.	E	A69	ALL	x			
3812	GCT for receiving schedule messages is not open yet or has passed. Message rejected.	E	A57	DOC	x			

ID	Description	Type	Code acc. to ETSO	Control level	ACK report		Anomaly report	Confirmation report
				Error LEVEL	Rejection of the whole message	Rejection of the time series		
3813	The time interval is to be within one delivery day only.	E	A04	DOC	x			
3814	A period time interval is not the same as schedule interval.	E	A04	DOC	x			
3815	At least one time series version is to be equal to document version.	E	A50	TS	x			
3816	Superior TS version to document version is not allowed.	E	A50	TS	x			
3817	The end of matching period interval is to be the same as of schedule interval.	E	A81	DOC	x			
3818	The matching period interval is out of the range of the schedule interval.	E	A81	DOC	x			
3819	The matching period interval is to be shorted with each sequent intraday schedule.	E	A81	DOC	x			
3820	A schedule receiver is to be Czech imbalance settlement responsible party. (OTE, a.s.)	E	A53	DOC	x			
3821	Message identification is already in the system.	E	A51	DOC	x			
3822	Schedule accepted.	I	A06	DOC				x
3823	Schedule partially accepted.	I	A07	DOC				x
3825	Time series not matching.	E	A09	TS			x	
3826	The area is unknown or not allowed.	E	A23	TS		x		
3827	Counterpart time series missing	E	A28	TS			x	x
3828	Quantity difference between TSs with the same version number is not allowed.	E	A42	INT		x		
3829	Signed values are not allowed.	E	A46	INT		x		
3830	A position is missing or too many.	E	A49	INT		x		
3831	The schedule message is already in the system but with different identification.	E	A51	DOC	x			
3832	A time series is not contained in a new version of the message. Message rejected.	E	A52	DOC	x			
3833	The identification of the time series is duplicated or incorrect. Time series will be rejected.	E	A55	TS	x	x		
3834	The time series has been successfully matched.	I	A88	TS				x
3835	Message partially rejected.	W	A03	DOC				
3836	Message fully rejected.	E	A02	DOC	x			
3837	Message fully accepted.	I	A01	DOC				
3838	Not permitted number of digits before/after the decimal point.	E	A42	TS		x		
3839	Process type invalid.	E	A79	DOC	x			
3840	Classification type invalid.	E	Z14	DOC	x			
3841	Sender role invalid.	E	A78	DOC	x			
3842	Receiver role is invalid.	E	Z13	DOC	x			
3843	Domain invalid.	E	A80	DOC	x			
3844	Subject role invalid.	E	Z15	DOC	x			
3845	Invalid business type.	E	A62	TS	x			
3846	Invalid product.	E	Z16	TS	x			
3847	Invalid object aggregation.	E	Z17	TS	x			
3848	Unexpected measurement unit.	E	Z18	TS	x			
3849	Not supported resolution.	E	A41	PER		x		
3850	Invalid/not supported coding scheme.	E	Z19	DOC	x	x		
3851	Time series fully rejected.	E	A20	TS		x		
3852	Time series accepted with specific time interval errors.	W	A21	TS				

ID	Description	Type	Code acc. to ETSO	Control level	ACK report			Anomaly report	Confirmation report
				Error LEVEL	Rejection of the whole message	Rejection of the time series			
3853	Counterpart time series quantity differences.	E	A29	TS				x	
3854	Other anomaly.	E	Z22	TS				x	
3855	The zeroed time series has been ignored and not matched since it does not figure in a counterparty transmission. All are correctly equal to zero.	E	A89	DOC	x				
3856	Document cannot be processed by receiving system.	E	A94	DOC	x				
3861	Invalid In Area.	E	A23	TS			x		
3862	Invalid Out Area.	E	A23	TS			x		
3863	RD volume is out of specified minimum and maximum value.	E	A42	TS			x		
3864	In/Out party cannot be the Exchange or TSO in case of internal daily RD not sent by Exchange.	E	A22	TS	x				
3865	In and Out party have to be different in one RD	E	A22	TS	x				
3866	An invalid request (ESR) data - duplicity or no document found	E	Z05	ESR	x				
3867	Within one schedule document only position with one counterparty is allowed.	E	Z06	DOC	x				
3899	The same pair of in/out party is not allowed in more than one time series within one schedule document.	E	A22	TS	x				
3902	A counterparty of schedules sent by PXE is to be dedicated PXE's subject of settlement.	E	A22	TS	x				
3903	A sender of daily internal schedule is to be equal to subject party.	E	A78	TS	x				
3904	A sender of schedule doesn't correspond to the participant providing data.	E	A78	TS	x				
3909	Schedule has been accepted and is waiting for FS calculation.	E	Z23	TS				x	
3932	Same identification of the time series for another In/Out party. Use another one.	E	A55	TS	x	x			

Errors in the field of settlement:

ID	Description	Type	Used in:							Notes
			Definition Implementation	Confirmation/Rejection of definition	Submitting/Replacing of realizations	Confirmation/Rejection of realization	Cancellation of realization	Removal of definition	Enquiries	
4043	No data was found in the processing table.	E	*	*	*	*	*	*	*	
4051	Invalid operation type.	E	*	*	*	*	*	*	*	
5011	Error while calling the API function. Error code = %s.	E	*	*	*	*	*	*	*	
5504	Enquiry completed. Data was found.	I							*	
5505	Enquiry completed. No data was found.	I							*	
5529	Error in header: invalid market type.	E							*	
999	Enquiry with ID %id is not completed or does not exit..	I								Only for msg_code 922
998	The sender does not match the certificate.	E								Only for msg_code 922
997	The enquiry was received for processing.	I								

Successful completion of the requested action by one of

Notification			Used in:							Notes
ID	Description	Type	Definition Implementation	Confirmation/Rejection of definition	Submitting/Replacing of realizations	Confirmation/Rejection of realization	Cancellation of realization	Removal of definition	Enquiries	

the participants.

Invitation (informative character)

Successful completion of the requested action by the energy exchange.

5 COMMAND STRUCTURE OVERVIEW


XML format interpretation:

Item	XML location	Size	Values/Type
1	<ISOTEDATA message-code="851">	3	Integer
2	<ISOTEDATA/SenderIdentification id="8591824019999"> <ISOTEDATA/Trade/Party id="8591824019999" role="TO"> - u výstupních zpráv CDS	13	<1;999999999999>; Integer
3	<ISOTEDATA/Trade trade-day="2004-03-19">	10	Varchar
4	<ISOTEDATA/Trade trade-type="P">	1	Char
5	<ISOTEDATA/Trade trade-order="1">	10	<1;999999999999>; Integer
6	<ISOTEDATA/Trade/TimeData datetime="2004-03-19T15:24" datetime-type="DTR">	16	Varchar
7	<ISOTEDATA/Trade/TimeData timeattribute="L" datetime-type="DTR">	1	Char
8	<ISOTEDATA/Trade acceptance="N">	1	Char
9	<ISOTEDATA/Trade/Comment>Comment</Comment>	100	Varchar
10	<ISOTEDATA/Trade/TimeData datetime="2004-03-19T15:24:37" datetime-type="DTA">	19	Varchar
11	<ISOTEDATA/Trade id="555">	10	<1;999999999999>; Integer
12	<ISOTEDATA/Trade version="0">	5	<0;999999999999>; Integer
13	<ISOTEDATA/Trade replacement="N">	1	Char
14	<ISOTEDATA/Trade trade-state="A">	1	Char
15	<ISOTEDATA/Trade/TimeData datetime="2004-03-19T15:24:18" datetime-type="DTC">	19	Varchar
16	<ISOTEDATA/Trade error-code="5000">	4	0;<1000;9999>; Integer
17	<ISOTEDATA err-reaction="A">	1	Char
18	<ISOTEDATA/Trade market="VDT">	3	Varchar
19	<ISOTEDATA/Trade short-description="Descr.">	8	Varchar
20	<ISOTEDATA/Trade/Party id="8591824000007" role="TOS">	13	<1;9999999999999999>; Integer
21	<ISOTEDATA/Trade/Party id="8591824000007" role="TOB">	13	<1;9999999999999999>; Integer
22	<ISOTEDATA/Trade/Party id="8591824000007" role="TOR">	13	<1;9999999999999999>; Integer
23	<ISOTEDATA trade-stage="P">	1	Char
24	<ISOTEDATA trade-flag="N">	1	Char
25	<ISOTEDATA annulation-proposer="N">	1	Char
26	<ISOTEDATA id-definition="N">	10	<1;999999999999>; Integer
27	<ISOTEDATA trade-day-to="2004-03-25">	10	Varchar
28	<ISOTEDATA annulation-type="0">	2	<0;99>; Integer
1	<ISOTEDATA/Trade/ProfileData profile-role="C71(2)"/Data period="17">	2	<1;25>; Integer
2	<ISOTEDATA/Trade/ProfileData profile-role="C71(2)"/Data value="10,5">	16,4	<-9999999999999999,9999; 9999999999999999,9999>; Float
3	<ISOTEDATA/Trade/ProfileData profile-role="P71(2)"/Data value="899">	16,4	<-9999999999999999,9999; 9999999999999999,9999>; Float
4	<ISOTEDATA/Trade/ProfileData profile-role="C71(2)"/Data splitting="A">	1	Char
5	<ISOTEDATA/Trade/ProfileData profile-role="C73(4)"/Data value="899">	5,1	<0;99999,9>; Float
6	<ISOTEDATA/Trade/ProfileData profile-role="C75(76)"/Data value="899">	5,1	<0;99999,9>; Float
7	<ISOTEDATA/Trade/ProfileData profile-role="T11"/Data value="2004-03-18T16:00:00">	19	Varchar
8	<ISOTEDATA/Trade/ProfileData profile-role="T11"/Data timeattribute="Z">	1	Char
9	<ISOTEDATA/Trade/ProfileData profile-role="T12"/Data value="2004-03-18T16:00:00">	19	Varchar
10	<ISOTEDATA/Trade/ProfileData profile-role="T12"/Data timeattribute="Z">	1	Char
11	<ISOTEDATA/Trade/ProfileData profile-role="T11(2)"/Data perflag-cancel="N">	1	Char
12	<ISOTEDATA/Trade/ProfileData profile-role="T11(2)"/Data perflag-aggregation="N">	1	Char
13	<ISOTEDATA/Trade/ProfileData profile-role="ST13"/Data annulation-proposer="N">	1	Char
14	<ISOTEDATA/Trade/ProfileData profile-role="ST13">	4	Char

Note: for support of compatibility with CDS OTE system it is necessary to indicate the attribute *unit* for the element ISOTEDATA/Trade/ProfileData/Data with the denotation „Volume relative unit”. There are following restrictions applied to the attribute *unit*: MWH (for energy values), CZK or EUR (for prices and payment amounts).

5.1.2 Requirement structure overview – ISOTEREQ













	Description	XML location	Size	Value/Type	Own bid data (status determination)	Resultant prices BalM	Notice board data	Trade hour status	Market result	Current Market result
1	Message code	ISOTEREQ/@message-code	3	Integer	884	884	891	911	901	914
2	Delivery day	ISOTEREQ/Trade/@trade-day	10	Varchar						
3	Bid type	ISOTEREQ/Trade/@trade-type	1	N, P (N - buy, P - sell); Char						
4	Bid ID	ISOTEREQ/Trade@id	10	<1;9999999999>; Integer						
5	Bid version	ISOTEREQ/Trade/@version	5	<0;99999>; Integer						
6	Bid origin	ISOTEREQ/Trade/@trade-state	1	A, N (A - acceptance, N - bid); Char						
7	Market type	ISOTEREQ/Document/@market	3	VDT, VT (VDT - Intraday Market, VT – Balancing Market); Varchar						
8	Settlement version	ISOTEREQ/Trade/@version-a	1	<2;4>; Integer						
9	Hour (period)	ISOTEREQ/Trade/@period	2	<1;25>; Integer						

 Mandatory field

5.2 DM Commands


5.2.1 Command structure overview – ISOTEDATA

L.I.	DM description	XML location (ISOTEDATA)	Size	Value/Type	Bid Entry / Replacement	Bid cancellation	Bid data transcript (entry, cancellation, own bid data)
1	Message code	<ISOTEDATA/@message_code>	3	Integer	811	821	813, 823, 833
2	Participant (EAN) – bid creator ID, EIC – SK bid	ISOTEDATA/Trade/Party/@id ISOTEDATA/Trade/Party/@role="TO" eg: <Party id="1291824000077" role="TO"/>	16	Varchar			
3	Delivery day (YYYY-MM-DD)	<ISOTEDATA/Trade/@trade-day>	10	Varchar			
4	Bid type (N - buy, P -sell)	ISOTEDATA/Trade/@trade-type	1	Char			
5	Block 1 total acceptance (A=yes, N-no)	ISOTEDATA/Trade/@acceptance	1	Char			
6	Comment	ISOTEDATA/Trade/Comment	30	Varchar			
7	Bid cancellation time (YYYY-MM-DDThh:mm:ss)	<ISOTEDATA/Trade/TimeData datetime="2004-03-19T15:24:35" datetime- type="DTA">	19	Varchar			
8	Bid ID	<ISOTEDATA/Trade id="555">	10	<1;9999999999>; Integer			
9	Bid version	ISOTEDATA/Trade/@version	5	<0;99999>; Integer			
10	Bid replacement attribute (A - replaced, N - not replaced)	<ISOTEDATA/Trade replacement="A">	1	Char			
11	Default bid attribute (A - default, N – non-default)	<ISOTEDATA/Trade trade-state="A">	1	Char			
12	Bid entry time (YYYY-MM-DDThh:mm:ss)	<ISOTEDATA/Trade/TimeData datetime="2004-03-19T15:24:35" datetime- type="DTC">	19	Varchar			
13	Error code	ISOTEDATA/Trade/@error-code	4	0;<1000;9999>; Integer			
14	Settlement currency code (CZK, EUR)	ISOTEDATA/Trade/@sett-curr	3	Char			
15	Data source (PXE, OTE)	ISOTEDATA/Trade/@source-sys	3	Char			
16	Bid status (P – valid, N – invalid)	<ISOTEDATA trade-stage="P">	1	Char			
17	Bid cancellation attribute (N – not cancelled, A - cancelled)	ISOTEDATA/Trade/@trade-flag	1	Char			
18	Trade Market Profile (SPT - spot, DER - derivative)	ISOTEDATA/Trade/@trade-market-flag	10	Varchar			
1	Hour (period)	ISOTEDATA/Trade/ProfileData/Data/@period	2	<1;25>; Integer			
2	Volume	ISOTEDATA/Trade/ProfileData/Data/@value	16,4	<.9999999999999999.9999; 9999999999999999.9999>; Float			

		(if <ProfileData profile-role="BC##">				
3	Price (in case of DER bids the price may not be set)	ISOTEDATA/Trade/ProfileData/Data/@value	16,4	<-9999999999999999.9999; 9999999999999999.9999>; Float		
		(if <ProfileData profile-role="BP##">				
4	Block 1 volume divisibility (A=yes, N=no)	ISOTEDATA/Trade/ProfileData/Data/@splitting	1	Char		
5	Bid block ID	ISOTEDATA/Trade/ProfileData/@profile-role	4	Char		
		(Value: BC01-25, BP01-25)				

 Mandatory field

5.2.2 Requirement structure overview – ISOTEREQ

<i>L.I.</i>	<i>DM description</i>	<i>XML location</i>	<i>Size</i>	<i>Value/Type</i>	Own bid data (status determining)
1	Message code	ISOTEREQ/@message-code	3	Integer	 83
2	Delivery day (YYYY-MM-DD)	ISOTEREQ/Trade/@trade-day	10	Varchar	
3	Bid ID	ISOTEREQ/Trade/@id	10	<1;999999999>; Integer	
4	Bid version	ISOTEREQ/Trade/@version	5	<0;99999>; Integer	
5	Trade Market Profile (SPT - spot, DER - derivative)	ISOTEDATA/Trade/@trade-market-flag	10	Varchar	

 Mandatory field

5.3 BM Commands

5.3.1 Command structure overview – ISOTEDATA


L.I.	BM description - order	BM description - trade	BM description – trading screen	XML location (ISOTEDATA)	Size	Value/Type	Order entry	Order cancellation	Order data transcript (entry, cancellation, own order data)	Trading screen data - order data transcript	Own trade data transcript
1	Message code	Message code	Message code	<ISOTEDATA/@message-code>	3	Integer	854	857	856, 859, 866	869	876
2	Participant (EAN) – order creator ID			ISOTEDATA/Trade/Party/@id ISOTEDATA/Trade/Party/@role="TO" eg: <Party id="1291824000077" role="TO"/>	13	<1;9999999999999999>; Integer					
3	Order type (N - buy, P -sell)	Trade type (N - buy, P -sell)		<ISOTEDATA/Trade <u>trade-type</u> ="P">	1	Char					
4	Product (instance) title	Product (instance) title	Product (instance) title	<ISOTEDATA/Trade/Comment>DB080120<Comment>	30	Varchar					
5	Order cancellation time (YYYY-MM-DDThh:mm:ss)			<ISOTEDATA/Trade/TimeData <u>datetime</u> ="2004-03-19T15:24:35" <u>datetime-type</u> ="DTA">	19	Varchar					
6	Order code	Order code		<ISOTEDATA/Trade <u>id</u> ="555">	10	<1;9999999999999999>; Integer					
7	Automatic cancellation attribute (A- automatically cancelled, U- cancelled by user, not indicated, if not cancelled)			<ISOTEDATA/Trade <u>replacement</u> ="A">	1	Char					
8	Order attribute – mode (T – market maker mode, not indicated for standard mode)			<ISOTEDATA/Trade <u>trade-state</u> ="T">	1	Char					
9	Order entry time (YYYY-MM-DDThh:mm:ss)	Trade creation time (YYYY-MM-DDThh:mm:ss)		<ISOTEDATA/Trade/TimeData <u>datetime</u> ="2004-03-19T15:24:35" <u>datetime-type</u> ="DTC">	19	Varchar					
10	Trading type related to the order (A - auction, K - continual, AK - auction and continual)			<ISOTEDATA/Trade <u>market</u> ="K">	3	Varchar					

11	Order status/stage (P - valid, N - invalid)			<ISOTEDATA <u>trade-stage</u> ="P">	1	Char							
12		Trade code		<ISOTEDATA <u>id-definition</u> ="1234">	10	<1;9999999999>; Integer							
1		Order index (1 – trade price and number of contracts, 2 – total amount and traded volume)	Order index (1 to 5 – top 5 orders to buy, 6 to 10 – top 5 orders to sell, 11 – day statistics, 12 – product (instance) statistics)	<ISOTEDATA/Trade/ProfileData profile-role="SC48"/>Data <u>period</u> ="1">	2	<1;25>; Integer							
2		Traded volume [MWh]	Final price (for 1-10), Bottom price (for 11 and 12)	<ISOTEDATA/Trade/ProfileData profile-role="SC48"/>Data <u>value</u> ="10">	16,4	<-9999999999999999.9999; 9999999999999999.9999>; Float							
3	Limit price	Trade price/Total amount	Limit price (for 1-10), Ceiling price (for 11 and 12)	<ISOTEDATA/Trade/ProfileData profile-role="SP46"/>Data <u>value</u> ="899">	16,4	<-9999999999999999.9999; 9999999999999999.9999>; Float							
4	Number of contracts		Number of contracts	<ISOTEDATA/Trade/ProfileData profile-role="SC46"/>Data <u>value</u> ="10">	5,1	<0;999999>; Float							
5	Number of traded contracts	Number of traded contracts		<ISOTEDATA/Trade/ProfileData profile-role="SC42"/>Data <u>value</u> ="10">	5,1	<0;999999>; Float							

 Mandatory field

5.3.2 Requirement structure overview – ISOTEREQ

L.I.	Description BM	XML location	Size	Value/Type	Own order data	Trading screen data request - market depth (not settled, reserved for future use)	Trade request (own)
1	Message code	/ISOTEREQ/@message-code	3	Integer	864	867	87A
2	Product (instance) title	/ISOTEREQ/Trade/@product	30	Varchar			
3	Order code	/ISOTEREQ/Trade/@id	10	<1;9999999999>; Integer			
4	Order entry time/trade creation time (in format: YYYY-MM-DDThh:mm:ss)	/ISOTEREQ/Trade/@trade-day	19	Varchar			
5	Trade code	/ISOTEREQ/Trade/@id	10	<1;9999999999>; Integer			

 Mandatory field



5.4 BM Instances

5.4.1 Command structure overview – ISOTEMASTERDATA

		Block market automatic communication interface				Instance description	
		Data message ISOTEMASTERDATA					
<i>L.I.</i>	<i>BM description - trade</i>	<i>XML location (ISOTEDATA)</i>	<i>Size</i>	<i>Value/Type</i>			
One record only	Instance	1	Message code	<ISOTEDATA/@message_code>	3	Integer	879
		2	Instance	<ISOTEMASTERDATA / Instance instance-id = "DB081010">	30	Varchar	
		3	Long instance title	<ISOTEMASTERDATA / Instance instance-description = "CZ Daily baseload 2008-10-10">	255	Varchar	
		4	Instance class (D - Daily)	<ISOTEMASTERDATA / Instance instance-class="BMD">	3	Varchar	
		5	Block type (P - Peak, O-Offpeak, B-Base)	<ISOTEMASTERDATA / Instance instance-type="PDB">	10	Varchar	
		6	Instance location	<ISOTEMASTERDATA / Instance location="CZ-ETS">	30	Varchar	
		7	Instance contract unit	<ISOTEMASTERDATA / Instance unit = "MWH">	5	Varchar	
		8	Instance currency unit	<ISOTEMASTERDATA / Instance currency = "CZK">	3	Varchar	
		9	Settlement type (PS - actual delivery)	<ISOTEMASTERDATA / Instance processing-type="PS">	3	Varchar	
	General characteristic	10	Contract volume [contract unit]	<ISOTEMASTERDATA / Instance / Characteristic charact-role = "Q_BM001" value-qty="1" unit="MWH">	3,1	<0,1;999> Float	
		11	Minimum supply volume [MWh]	<ISOTEMASTERDATA / Instance / Characteristic charact-role = "Q_BM002" value-qty="24" unit="MWH">	3,1	<0,1;999> Float	
		12	Initial delivery day (YYYY-MM-DD)	<ISOTEMASTERDATA / Instance / Characteristic charact-role = "D_BM001" value-date="2008-10-10">	10	Varchar	
		13	Final delivery day (YYYY-MM-DD)	<ISOTEMASTERDATA / Instance / Characteristic charact-role = "D_BM002" value-date="2008-10-10">	10	Varchar	
1 up to n records	Delivery interval	1	Order index	<ISOTEMASTERDATA / Instance / Interval interval-role="CDI" order-index="1" interval-date="2008-10-10" period-from="1" period-to="8"/>	2	<1;25>; Integer	
		2	Supply interval (YYYY-MM-DD)	<ISOTEMASTERDATA / Instance / Interval interval-role="CDI" order-index="1" interval-date="2008-10-10" period-from="1" period-to="8"/>	10	Varchar	
		3	Supply interval – initial period	<ISOTEMASTERDATA / Instance / Interval interval-role="CDI" order-index="1" interval-date="2008-10-10" period-from="1" period-to="8"/>	2	<1;25>; Integer	
		4	Supply interval – final period	<ISOTEMASTERDATA / Instance / Interval interval-role="CDI" order-index="1" interval-date="2008-10-10" period-from="1" period-to="8"/>	2	<1;25>; Integer	
1 up to n records	Life cycle events	1	Event title (N_ISSUE – notification: instance not released, ISSUE - notification: instance released, TRC_START_MM – continual trade open for market maker, TRC_START_SS - continual trade open for subjects of settlement, TRC_CLOSE - continual trade close, AGGREG – data aggregation, PUBLICATION – data publishing)	<ISOTEMASTERDATA / Instance / Interval interval-role="ISSUE" order-index="1" date-time-from="2008-10-05T10:00:00"/>	20	Varchar	

		2	Time of event (YYYY-MM-DDThh:mm:ss)	<ISOTEMASTERDATA / Instance / Interval interval-role="ISSUE" order-index="1" date-time-from="2008-10-05T10:00:00"/>	19	Varchar	
--	--	---	-------------------------------------	---	----	---------	---

5.4.2 Requirement structure overview – ISOTEREQ

Instance data request ISOTEREQ					Instance data request
Pol.	BM description - trade	XML location (ISOTEREQ)	Size	Value/Type	
1	Message code	/ISOTEREQ/@message-code	3	Integer	
2	Product	/ISOTEREQ/Trade/@product	30	Varchar	

5.5.2 Requirement structure overview – ISOTEREQ

L.I.	Result description	Size	Value/Type	XML location	Data requests							
					Traded volume overall plan	DM Marginal prices	Hourly settlement	Daily settlement	Accepted bids on BalM	Area DM results	DM coordination results for SS	Statistical data of imbalance settlement
1	Message code	3	Integer	/ISOTEREQ/@message-code	941	944	951	961	971	934	957	964
2	Date (format: YYYY-MM-DD)	10	Varchar	/ISOTEREQ/Trade/@trade-day								
3	Settlement version: 1 - Daily DM Settlement, 2 - Daily Imbalance Settlement, 3 - Interim Monthly Settlement, 4 - Final Monthly Settlement, 5 - State of Emergency, 6 - Final Clearing LP, 15 - Monthly Clearing LP	5	<0;99999>; Integer	/ISOTEREQ/Trade/@version								
4	Market type (OKO, DVS, VDT, BT)	3	Varchar	/ISOTEREQ/Document/@market								

 Mandatory field

5.6 Gas IM commands



5.6.1 Command structure overview – ISOTEDATA

Gas IM description - order	Gas IM description - trade	Gas IM description - trading screen	XML location - order (ISOTEDATA)	XML location - trade (ISOTEDATA)	XML location - trading screen (ISOTEDATA)	Size	Value/Type	Order entry	Order cancellation	Order data transcript (entry, cancellation, own order data)	Own trade data transcript	Trading screen data - order data transcript
Message code			<ISOTEDATA/@message_code>			3	Char	GV1	GV4	GV3, GV6, GV9	GV5	GVK
Participant (EIC) – order creator ID			<ISOTEDATA/Trade/Party/@id>			3	Varchar					
Order type (N - buy, P -sell)	Trade type (N - buy, P -sell)		<ISOTEDATA/Trade/@trade-type>			1	Char					
Product (instance) title	Product (instance) title	Product (instance) title	<ISOTEDATA/Trade/Comment>G-DD100401<Comment>			30	Varchar					
Order cancellation time (YYYY-MM-DDThh:mm:ss)			<ISOTEDATA/Trade/TimeData <u>datetime</u> ="2004-03-19T15:24:00" <u>datetime-type</u> ="DTA">			19	Varchar					
Order code	Order code		<ISOTEDATA/Trade/@id>			10	<1;9999999999>; Integer					
Automatic cancellation attribute (A-automatically cancelled, U-cancelled by user, not indicated, if not cancelled)			<ISOTEDATA/Trade/@replacement>			1	Char					
Order attribute – mode (T – market maker mode, S – system order, not indicated for standard mode)			<ISOTEDATA/Trade/@trade-state>			1	Char					

Order entry time (YYYY-MM-DDThh:mm:ss)	Trade creation time (YYYY-MM-DDThh:mm:ss)		<ISOTEDATA/Trade/TimeData <i>datetime</i> ="2004-03-19T15:24:00" <i>datetime-type</i> ="DTC">		19	Varchar						
Order status/stage (P - valid, N - invalid)			<ISOTEDATA/Trade/@trade-stage>		1	Char						
	Trade code		<ISOTEDATA/Trade/@id-definition>		10	<1;9999999999>; Integer						
	Order index (1 – trade price and number of contracts, 2 – total amount and traded volume)	Order index (1 to 5 – top 5 orders to buy, 6 to 10 – top 5 orders to sell, 11 – day statistics, 12 – product (instance) statistics)		<ISOTEDATA/Trade/ProfileData/Data/@period>	<ISOTEDATA/Trade/ProfileData/Data/@period>	2	<1;25>; Integer					
	Traded volume [MWh]	Final price (for 1-10), Bottom price (for 11 and 12)		<i>profile-role:</i> SC49: buy, SC99: sell <ISOTEDATA/Trade/ProfileData <i>profile-role</i> ="SCx9"/Data <i>value</i> ="100">	<i>profile-role:</i> Final price (N, P): SC40, SC41 Bottom price (Day, Prod): SP42, SP44 <ISOTEDATA/Trade/ProfileData <i>profile-role</i> ="Sx4x"/Data <i>value</i> ="100">	16,4	<- 9999999999999999.9999; 9999999999999999.9999>; Float					
Limit price	Trade price/Total amount	Limit price (for 1-10), Ceiling price (for 11 and 12)	<i>profile-role:</i> SP46: buy, SP96: sell <ISOTEDATA/Trade/ProfileData <i>profile-role</i> ="SPx6"/Data <i>value</i> ="100">	<i>Trade price (period=1):</i> <i>profile-role:</i> SP48: buy, SP98: sell <i>Total amount (period=2):</i> <i>profile-role:</i> SP49: buy, SP99: sell <ISOTEDATA/Trade/ProfileData <i>profile-role</i> ="SPxx"/Data <i>value</i> ="899">	<i>profile-role:</i> Limit price (N, P): SP40, SP41 Ceiling price (Day, Prod): SP43, SP45 <ISOTEDATA/Trade/ProfileData <i>profile-role</i> ="SP4X"/Data <i>value</i> ="100">	16,4	<- 9999999999999999.9999; 9999999999999999.9999>; Float					
Number of contracts		Number of contracts	<i>profile-role:</i> SC46: buy, SC96: sell <ISOTEDATA/Trade/ProfileData <i>profile-role</i> ="SCx6"/Data <i>value</i> ="100">		<ISOTEDATA/Trade/ProfileData <i>profile-role</i> ="SC42"/Data <i>value</i> ="100">	5	<0;999999>; Integer					

Instance location	<ISOTEMASTERDATA / Instance location="CZ">	
Instance contract unit	<ISOTEMASTERDATA / Instance unit = "MWH">	
Instance currency unit	<ISOTEMASTERDATA / Instance currency = "EUR">	
Settlement type (PS - actual delivery)	<ISOTEMASTERDATA / Instance processing-type="PS">	
Contract volume [contract unit]	<ISOTEMASTERDATA / Instance / Characteristic charact-role = "Q_BM001" value-qty="1" unit="MWH">	
Minimum supply volume [MWh]	<ISOTEMASTERDATA / Instance / Characteristic charact-role = "Q_BM002" value-qty="1" unit="MWH">	
Initial delivery day (YYYY-MM-DD)	<ISOTEMASTERDATA / Instance / Characteristic charact-role = "D_BM001" value-date="2010-04-01">	
Final delivery day (YYYY-MM-DD)	<ISOTEMASTERDATA / Instance / Characteristic charact-role = "D_BM002" value-date="2010-04-01">	
Order index	<ISOTEMASTERDATA / Instance / Interval interval-role="CDI" order-index="1" interval-date="2010-04-01" period-from="1" period-to="1"/>	
Supply interval (YYYY-MM-DD)	<ISOTEMASTERDATA / Instance / Interval interval-role="CDI" order-index="1" interval-date="2010-04-01" period-from="1" period-to="1"/>	
Supply interval – initial period	<ISOTEMASTERDATA / Instance / Interval interval-role="CDI" order-index="1" interval-date="2010-04-01" period-from="1" period-to="1"/>	
Supply interval – final period	<ISOTEMASTERDATA / Instance / Interval interval-role="CDI" order-index="1" interval-date="2010-04-01" period-from="1" period-to="1"/>	
Event title (N_ISSUE – notification: instance not released, ISSUE - notification: instance released, TRC_START_MM – continual trade open for market maker, TRC_START_SS - continual trade open for subjects of settlement, TRC_CLOSE - continual trade close, AGGREG – data aggregation, PUBLICATION – data publishing)	<ISOTEMASTERDATA / Instance / Interval interval-role="ISSUE" order-index="1" date-time-from="2010-03-31T17:00:00"/>	
Time of event (YYYY-MM-DDThh:mm:ss)	<ISOTEMASTERDATA / Instance / Interval interval-role="ISSUE" order-index="1" date-time-from="2010-03-31T17:00:00"/>	

5.7.2 Requirement structure overview – ISOTEREQ

Description	XML location (ISOTEREQ)	Size	Value/Type	Instance data request
Message code	ISOTEREQ/@message_code	3	Varchar	
Instance	ISOTEREQ/Trade/@product	30	Varchar	

 Mandatory field






5.8 Gas DM commands

5.8.1 Command structure overview – ISOTEDATA

Gas DM description	XML location (ISOTEDATA)	Size	Value/Type	Bid Entry / Replacement	Bid cancellation	Bid data transcript (entry, cancellation, own bid data)
Message code	<ISOTEDATA/@message_code>	3	Char	GD1	GD4	GD3, GD6, GD9
Commodity code (P - gas, E - electricity)	<ISOTEDATA/@commodity_code>	1	Char			
Participant (EIC) - owner id	<ISOTEDATA/Trade/Party/@id>	16	Varchar			
Gas day (format: YYYY-MM-DD)	<ISOTEDATA/Trade/@trade-day>	10	Varchar			
Session (1 - morning, 2 - afternoon)	<ISOTEDATA/Trade/@trade-session>	5	Integer			
Bid type (N - buy, P -sell)	<ISOTEDATA/Trade/@trade-type>	1	Char			
Comment	<ISOTEDATA/Trade/Comment>	30	Varchar			
Bid cancellation time (YYYY-MM-DDThh:mm:ss)	<ISOTEDATA/Trade/TimeData <i>datetime</i> ="2004-03-19T15:24:35" <i>datetime-type</i> ="DTA">	19	Varchar			
Bid ID	<ISOTEDATA/Trade <i>id</i> ="555">	10	<1;999999999>; Integer			
Bid version	<ISOTEDATA/Trade/@version>	5	<0;99999>; Integer			
Bid replacement attribute (A - replaced, N - not replaced)	<ISOTEDATA/Trade <i>replacement</i> ="A">	1	Char			
Bid entry time (YYYY-MM-DDThh:mm:ss)	<ISOTEDATA/Trade/TimeData <i>datetime</i> ="2004-03-19T15:24:35" <i>datetime-type</i> ="DTC">	19	Varchar			
Error code	<ISOTEDATA/Trade/@error-code>	4	0;<1000;9999>; Integer			
Settlement currency code (CZK, EUR)	<ISOTEDATA/Trade/@sett-curr>	3	Char			
Data source (PXE, OTE)	<ISOTEDATA/Trade/@source-sys>	3	Char			
Bid status (P – valid, N – invalid)	<ISOTEDATA <i>trade-stage</i> ="P">	1	Char			
Bid cancellation attribute (N – not cancelled, A - cancelled)	<ISOTEDATA/Trade/@trade-flag>	1	Char			
Period (for Gas DM always 1)	<ISOTEDATA/Trade/ProfileData/Data/@period>	1	<1>; Integer			
Volume	<ISOTEDATA/Trade/ProfileData/Data/@value> (pokud <ProfileData profile-role="BC##">)	16,4	<-9999999999999999.9999; 9999999999999999.9999>; Float			
Price	<ISOTEDATA/Trade/ProfileData/Data/@value> (pokud <ProfileData profile-role="BP##">)	16,4	<-9999999999999999.9999; 9999999999999999.9999>; Float			
Block 1 volume divisibility (A=yes, N=no)	<ISOTEDATA/Trade/ProfileData/Data/@splitting>	1	Char			
Bid block ID	<ISOTEDATA/Trade/ProfileData/@profile-role> (hodnoty: BC01-25, BP01-25)	4	Char			

 Mandatory field
















5.8.2 Requirement structure overview – ISOTEREQ





<i>Gas DM description</i>	<i>XML location (ISOTEREQ)</i>	<i>Size</i>	<i>Value/Type</i>	Own bid data (status request)
Message code	ISOTEREQ/@message_code	3	Varchar	
Gas day (format: YYYY-MM-DD)	ISOTEREQ/Trade/@trade-day	10	Varchar ("2009-01-03")	
Bid ID	ISOTEREQ/Trade/@id	10	<1;9999999999>; Integer	
Bid version	ISOTEREQ/Trade/@version	10	<1;9999999999>; Integer	
Session	ISOTEREQ/Trade/@trade-session	1	Integer	

 Mandatory field

5.9 Gas settlement commands

5.9.1 Command and requirement structure overview – ISOTEDATA and ISOTEREQ

<i>Results description</i>	<i>ISOTEREQ (request)</i>	<i>ISOTEDATA (data transcript)</i>	<i>Size</i>	<i>Value/Type</i>	Request - Marginal prices of Gas DM	Data transcript - Marginal prices of Gas DM	Request - Daily settlement	Data transcript - Daily settlement
Message code	ISOTEREQ/@message_code	ISOTEDATA/@message_code	3	Integer				
Participant (EIC)		ISOTEDATA/Trade/Party/@id	16	<1;9999999999999999>; Integer				
Date (format: YYYY-MM-DD)	ISOTEREQ/Trade/@trade-day	<ISOTEDATA/Trade <u>trade-day</u> ="2004-03-19">	10	Varchar				
Settlement version: 9 - Gas DM morning session, 10 - Gas DM afternoon session, 11 - Monthly settlement with gas, 12 - Final monthly settlement with gas, 13 - Daily settlement Gas IM		ISOTEDATA/Trade/@version	5	<0;99999>; Integer				
Session (1 - morning, 2 - afternoon)		<ISOTEDATA/Trade/@trade-session	5	Integer				
Period (for gas always 1)		<ISOTEDATA/Trade/ProfileData/Data <u>period</u> ="1">	1	<1>; Integer				
Volume		<ISOTEDATA/Trade/ProfileData profile-role="SC02"/Data <u>value</u> ="10,5">	16,4	<-9999999999999999.9999; 9999999999999999.9999>; Float				

Price/Amount		<ISOTEDATA/Trade/ProfileData profile-role="SP02"/Data value="899">	16,4	<-9999999999999999.9999; 9999999999999999.9999>; Float			
Currency code (CZK, EUR)		<ISOTEDATA/Trade/ProfileData Data unit="EUR">	3	Char			
Profile identification: Marginal prices: Sx20 Daily settlement: Sx02;Sx03; Sx05;Sx15;Sx16;Sx33;Sx34;Sx35		<ISOTEDATA/Trade/ProfileData profile-role="SP50">	4	Char			

 Mandatory field

5.10 General commands

5.10.1 Response structure review – RESPONSE

<i>L.I.</i>	<i>Description</i>	<i>XML view</i>
1	Message code	RESPONSE/@ <i>message-code</i> ="881"
2	Bid/order ID	RESPONSE/Reason/@ <i>trade-id</i> ="1111"
3	Bid/order version	RESPONSE/Reason <i>version</i> ="1"
4	Descriptive message to the recipient /Mail body (mail body text only)	RESPONSE/Reason (element value)
5	Error code	RESPONSE/Reason/@ <i>code</i> ="5504"
6	Error type	RESPONSE/Reason/@ <i>type</i> ="A04" or "A03" or "A02"
7	Sender ID	RESPONSE/SenderIdentification/@ <i>id</i> ="859182400007"
8	Recipient ID	RESPONSE/ReceiverIdentification/@ <i>id</i> ="859182400007"
9	Message ID (is used for a service request for processing results in case of klient-server communication architecture)	RESPONSE/@ <i>id</i> ="11111111"

5.11 Notification

5.11.1 Summary of notification structure – RESPONSE

<i>L.I.</i>	<i>DM description</i>	<i>XML location (ISOTEDATA)</i>	<i>Size</i>	<i>Value/Type</i>	<i>Notification about change (shift) of gate closure time</i>		
1	Message identifier	RESPONSE/@id	15	Integer	881		
2	Message code	RESPONSE/@message-code	3	Varchar			
3	Message create time	RESPONSE/@date-time	19	Varchar			
4	Sender Identification	RESPONSE/SenderIdentification/@id	16	Varchar			
5	Receiver Identification	RESPONSE/ReceiverIdentification/@id	16	Varchar			
6	Reason (message body)	RESPONSE/Reason	500	Varchar			
7	Reason Code	RESPONSE/Reason/@code	4	Varchar			
8	Reason Type	RESPONSE/Reason/@type	3	Varchar			

 Mandatory field

5.12 Commands in ETSO format

5.12.1 Messages in ETSO ECAN Capacity Document structure

MCC for DM						MCC for DM
L.I.	Description ECAN CapacityDocument	CapacityDocument ==> CD	Value	Size	Value/Type	
1	DocumentIdentification	CD/DocumentIdentification/@v	20090501_A13_27XOTE-CZECHREP	35	Varchar	
2	DocumentVersion	CD/DocumentVersion/@v	1	3	<1;999>; Integer	
3	DocumentType	CD/DocumentType/@v	A13	3	Varchar	
4	ProcessType	CD/ProcessType/@v	A07	3	Varchar	
5	SenderIdentification	CD/SenderIdentification/@v	10XSK-SEPS-GRIDB	16	Varchar	
6	SenderIdentification.codingScheme	CD/SenderIdentification/@codingScheme	A01	3	Varchar	
7	SenderRole	CD/SenderRole/@v	A04	3	Varchar	
8	ReceiverIdentification	CD/ReceiverIdentification/@v	27XOTE-CZECHREP	16	Varchar	
9	ReceiverIdentification.codingScheme	CD/ReceiverIdentification/@codingScheme	A01	3	Varchar	
10	ReceiverRole	CD/ReceiverRole/@v	A07	3	Varchar	
11	CreationDateTime in UCT (in form YYYY-MM-DDThh:mm:ssZ)	CD/CreationDateTime/@v	2009-04-30T06:30:30Z	20	Varchar	
12	CapacityTimeInterval in UCT (in form YYYY-MM-DDThh:00Z/YYYY-MM-DD+1Thh:00Z)	CD/CapacityTimeInterval/@v	2009-04-30T22:00Z/2009-05-01T22:00Z	35	Varchar	
13	Domain	CD/Domain/@v	10YDOM-CZ-DE-SKK	16	Varchar	
14	Domain.codingScheme	CD/Domain/@codingScheme	A01	3	Varchar	
15	TimeSeriesIdentification	CD/CapacityTimeSeries/TimeSeriesIdentification/@v	CAD_CEPS_SEPS	35	Varchar	
16	BusinesType	CD/CapacityTimeSeries/BusinessType/@v	A31	3	Varchar	
17	Product	CD/CapacityTimeSeries/Product/@v	8716867000016	13	Integer	

18	InArea	CD/CapacityTimeSeries/InArea/@v	{10YSK-SEPS----K ; 10YCZ-CEPS----N}	18	Varchar
19	InArea.codingScheme	CD/CapacityTimeSeries/InArea/@codingScheme	A01	3	Varchar
20	OutArea	CD/CapacityTimeSeries/OutArea/@v	{10YCZ-CEPS----N ; 10YSK-SEPS----K}	18	Varchar
21	OutArea.codingScheme	CD/CapacityTimeSeries/OutArea/@codingScheme	A01	3	Varchar
22	MeasurementUnit	CD/CapacityTimeSeries/MeasureUnit/@v	MAW	5	Varchar
23	TimeInterval in UCT (in form YYYY-MM-DDThh:00Z/YYYY-MM-DD+1Thh:00Z)	CD/CapacityTimeSeries/Period/TimeInterval/@v	2009-04-30T22:00Z/2009-05-01T22:00Z	35	Varchar
24	Resolution	CD/CapacityTimeSeries/Period/Resolution/@v	PT60M	15	Varchar
25	Interval - Pos	CD/CapacityTimeSeries/Period/Interval/Pos/@v	23	6	<1;999999>; Integer
26	Interval - Qty	CD/CapacityTimeSeries/Period/Interval/Qty/@v	70	16,4	<-9999999999999999.9999; 9999999999999999.9999>; Float

<i>CAD_CEPS_SEPS</i>
{10YSK-SEPS----K ; 10YCZ-CEPS----N}
A01

Mandatory field

Example of valid value


Enumeration of possible values (constants)

Constant value

5.12.2 Messages in ETSO ECAN ImplicitAuctionResult Document structure

Results of implicit auction							Results of implicit auction
L.I.	Description ECAN ImplicitAuctionResultDocument	ImplicitAuction ResultDocument ==> IARD	Value	Size	Value/Type		
1	DocumentIdentification	IARD/DocumentIdentification/@v	20090401_A25_10XSK-SEPS-GRIDB	35	Varchar		
2	DocumentVersion	IARD/DocumentVersion/@v	1	3	<1;999>; Integer		
3	DocumentType	IARD/DocumentType/@v	A25	3	Varchar		
4	SenderIdentification	IARD/SenderIdentification/@v	{ 27XOTE-CZECHREPB ; 24X-OT-SK-----V }	16	Varchar		
5	SenderIdentification.codingScheme	IARD/SenderIdentification/@codingScheme	A01	3	Varchar		
6	SenderRole	IARD/SenderRole/@v	A07	3	Varchar		
7	ReceiverIdentification	IARD/ReceiverIdentification/@v	{10XCZ-CEPS-GRIDE ; 10XSK-SEPS-GRIDB }	16	Varchar		
8	ReceiverIdentification.codingScheme	IARD/ReceiverIdentification/@codingScheme	A01	3	Varchar		
9	ReceiverRole	IARD/ReceiverRole/@v	A04	3	Varchar		
10	CreationDateTime in UCT (in form YYYY-MM-DDThh:mm:ssZ)	IARD/CreationDateTime/@v	2009-04-01T09:30:40Z	20	Varchar		
11	PublicationTimeInterval in UCT- (in form YYYY-MM-DDThh:00Z/YYYY-MM-DD+1Thh:00Z)	IARD/PublicationTimeInterval/@v	2009-04-30T22:00Z/2009-05-01T22:00Z	35	Varchar		
12	Domain	IARD/Domain/@v	10YDOM-CZ-DE-SKK	16	Varchar		
13	Domain.codingScheme	IARD/Domain/@codingScheme	A01	3	Varchar		
14	TimeSeriesIdentification	IARD/ResultTimeSeries/SendersTimeSeriesIdentification/@v	TS_001	35	Varchar		
15	AllocationType	IARD/ResultTimeSeries/AllocationType/@v	A01	3	Varchar		
16	BusinessType	IARD/ResultTimeSeries/BusinessType/@v	A47	3	Varchar		
17	InArea	IARD/ResultTimeSeries/InArea/@v	{10YSK-SEPS-----K ; 10YCZ-CEPS-----N}	18	Varchar		


18	InArea.codingScheme	IARD/ResultTimeSeries/InArea/@codingScheme	A01	3	Varchar	
19	OutArea	IARD/ResultTimeSeries/OutArea/@v	{10YSK-SEPS----K ; 10YCZ-CEPS----N}	18	Varchar	
20	OutArea.codingScheme	IARD/ResultTimeSeries/OutArea/@codingScheme	A01	3	Varchar	
21	ContractType	IARD/ResultTimeSeries/ContractType/@v	A01	5	Varchar	
22	MeasureUnitQuantity	IARD/ResultTimeSeries/MeasureUnitQuantity/@v	MAW	5	Varchar	
23	Currency	IARD/ResultTimeSeries/Currency/@v	EUR	5	Varchar	
24	MeasureUnitPrice	IARD/ResultTimeSeries/MeasureUnitPrice/@v	MAW	5	Varchar	
25	TimeInterval in UCT (in form YYYY-MM-DDThh:00Z/YYYY-MM-DD+1Thh:00Z)	IARD/ResultTimeSeries/Period/TimeInterval/@v	2009-04-30T22:00Z/2009-05-01T22:00Z	35	Varchar	
26	Resolution	IARD/ResultTimeSeries/Period/Resolution/@v	PT60M	15	Varchar	
27	Interval - Pos	IARD/ResultTimeSeries/Period/Interval/Pos/@v	18	6	<1;999999>; Integer	
28	Interval - Qty	IARD/ResultTimeSeries/Period/Interval/Qty/@v	24.2	16,4	<-9999999999999999.9999; 9999999999999999.9999>; Float	
29	Interval - Price	IARD/ResultTimeSeries/Period/Interval/Price/@v	31.38	16,4	<-9999999999999999.9999; 9999999999999999.9999>; Float	

	Mandatory field
TS_001	Example of valid value
{10YSK-SEPS----K ; 10YCZ-CEPS----N}	Enumeration of possible values (constants)
A01	Constant value

5.12.3 Messages in ETSO ESS Schedule Message structure

			Out-of-limit DM exchange	RD entry			Out-of-limit DM exchange	RD entry
L.I.	Description ESS Schedule message	ScheduleMessage ==> SM	Value	Value	Size	Value/Type		
1	MessageIdentification	SM/MessageIdentification/@v	20090401_A02_10XCZ-CEPS-GRIDE	20080905_A01_10XCZ-CEPS-GRIDE_1	35	Varchar		
2	MessageVersion	SM/MessageVersion/@v	1	1	3	<1;999>; Integer		
3	MessageType	SM/MessageType/@v	A02	{A01; A09}	3	Varchar		
4	ProcessType	SM/ProcessType/@v	A01	{A01; A02; A12}	3	Varchar		
5	ScheduleClassificationType	SM/ScheduleClassificationType/@v	A01	A01	3	Varchar		
6	SenderIdentification	SM/SenderIdentification/@v	{27XOTE-CZECHREP ; 24X-OT-SK-----V}	8591824010402	16	Varchar		
7	SenderIdentification.codingScheme	SM/SenderIdentification/@codingScheme	A01	A10	3	Varchar		
8	SenderRole	SM/SenderRole/@v	A07	{A01; A04; A11}	3	Varchar		
9	ReceiverIdentification	SM/ReceiverIdentification/@v	{10XCZ-CEPS-GRIDE ; 10XSK-SEPS-GRIDB}	8591824000007	16	Varchar		
10	ReceiverIdentification.codingScheme	SM/ReceiverIdentification/@codingScheme	A01	A10	3	Varchar		
11	ReceiverRole	SM/ReceiverRole/@v	A04	A05	3	Varchar		
12	MessageDateTime in UCT (in form YYYY-MM-DDThh:mm:ssZ)	SM/MessageDateTime/@v	2009-04-01T09:30:30Z	2009-04-01T09:30:30Z	20	Varchar		
13	ScheduleTimeInterval in UCT (in form YYYY-MM-DDThh:00Z/YYYY-MM-DD+1Thh:00Z)	SM/ScheduleTimeInterval/@v	2009-04-30T22:00Z/2009-05-01T22:00Z	2009-04-30T22:00Z/2009-05-01T22:00Z	35	Varchar		
14	Domain	SM/Domain/@v	10YDOM-CZ-DE-SKK	10YDOM-CZ-DE-SKK	16	Varchar		
15	Domain.codingScheme	SM/Domain/@codingScheme	A01	A01	3	Varchar		
16	SubjectParty	SM/SubjectParty/@v	{27XOTE-CZECHREP ; 24X-OT-SK-----V}	8591824010402	16	Varchar		
17	SubjectParty.codingScheme	SM/SubjectParty/@codingScheme	A01	A10	3	Varchar		
18	SubjectRole	SM/SubjectRole/@v	{A07; A11}	A01	5	Varchar		
19	MatchingPeriod	SM/MatchingPeriod/@v	n/a	2009-04-30T22:00Z/2009-05-01T22:00Z	35	Varchar		

20	SendersTimeSeriesIdentification	SM/ScheduleTimeSeries/SendersTimeSeriesIdentification/@v	TS_001	TS_001	35	Varchar	
21	SendersTimeSeriesVersion	SM/ScheduleTimeSeries/SendersTimeSeriesVersion/@v	1	1	3	Integer	
22	BusinesType	SM/ScheduleTimeSeries/BusinessType/@v	A06	{A02; A06}	3	Varchar	
23	Product	SM/ScheduleTimeSeries/Product/@v	8716867000016	8716867000016	13	Integer	
24	ObjectAgregation	SM/ScheduleTimeSeries/ObjectAggregation/@v	A03	A03	3	Varchar	
25	InArea	SM/ScheduleTimeSeries/InArea/@v	{10YCZ-CEPS----N ; 10YSK-SEPS----K}	10YCZ-CEPS----N	18	Varchar	
26	InArea.codingScheme	SM/ScheduleTimeSeries/InArea/@codingScheme	A01	A01	3	Varchar	
27	OutArea	SM/ScheduleTimeSeries/OutArea/@v	{10YCZ-CEPS----N ; 10YSK-SEPS----K}	10YCZ-CEPS----N	18	Varchar	
28	OutArea.codingScheme	SM/ScheduleTimeSeries/OutArea/@codingScheme	A01	A01	3	Varchar	
29	InParty	SM/ScheduleTimeSeries/InParty/@v	{27XOTE-CZECHREP ; 24X-OT-SK----V}	8591824010402	16	Varchar	
30	InParty.codingScheme	SM/ScheduleTimeSeries/InParty/@codingScheme	A01	A10	3	Varchar	
31	OutParty	SM/ScheduleTimeSeries/OutParty/@v	{27XOTE-CZECHREP ; 24X-OT-SK----V}	8591824010402	16	Varchar	
32	OutParty.codingScheme	SM/ScheduleTimeSeries/OutParty/@codingScheme	A01	A10	3	Varchar	
33	CapacityContractType	SM/ScheduleTimeSeries/CapacityContractType/@v	A01	n/a	5	Varchar	
34	MeasurementUnit	SM/ScheduleTimeSeries/MeasurementUnit/@v	MAW	MAW	5	Varchar	
35	TimeInterval in UCT (in form YYYY-MM-DDThh:00Z/YYYY-MM-DD+1Thh:00Z)	SM/ScheduleTimeSeries/Period/TimeInterval/@v	2009-04-30T22:00Z/2009-05-01T22:00Z	2009-04-30T22:00Z/2009-05-01T22:00Z	35	Varchar	
36	Resolution	SM/ScheduleTimeSeries/Period/Resolution/@v	PT60M	PT60M	15	Varchar	
37	Interval - Pos	SM/ScheduleTimeSeries/Period/Interval/Pos/@v	7	7	6	<1;999999>; Integer	
38	Interval - Qty	SM/ScheduleTimeSeries/Period/Interval/Qty/@v	41	41	16,4	<-9999999999999999.9999; 9999999999999999.9999>; Float	


TS_001
{10YSK-SEPS----K ; 10YCZ-CEPS----N}
A01

- Mandatory field
- Example of valid value
- Enumeration of possible values (constants)
- Constant value

5.12.4 Messages in ETSO ESS Anomaly Report structure

<i>L.I.</i>	<i>Description ESS Anomaly Report</i>	AnomalyReport ==> AR	<i>Value</i>	<i>Size</i>	<i>Value/Type</i>
1	MessageIdentification	AR/MessageIdentification/@v	20090401_A02_10XCZ-CEPS-GRIDE	35	Varchar
2	MessageDateTime in UCT (in form YYYY-MM-DDThh:mm:ssZ)	AR/MessageDateTime/@v	2009-04-01T09:30:30Z	20	Varchar
3	SenderIdentification	AR/SenderIdentification/@v	8591824000007	16	Varchar
4	SenderIdentification.codingScheme	AR/SenderIdentification/@codingScheme	A10	3	Varchar
5	SenderRole	AR/SenderRole/@v	A05	3	Varchar
6	ReceiverIdentification	AR/ReceiverIdentification/@v	8591824010402	16	Varchar
7	ReceiverIdentification.codingScheme	AR/ReceiverIdentification/@codingScheme	A10	3	Varchar
8	ReceiverRole	AR/ReceiverRole/@v	{A01; A04; A11}	3	Varchar
9	ScheduleTimeInterval in UCT (in form YYYY-MM-DDThh:00Z/YYYY-MM-DD+1Thh:00Z)	AR/ScheduleTimeInterval/@v	2009-04-30T22:00Z/2009-05-01T22:00Z	35	Varchar
10	MessageSenderIdentification	AR/TimeSeriesAnomaly/MessageSenderIdentification/@v	8591824010402	16	Varchar
11	MessageSenderIdentification.codingScheme	AR/TimeSeriesAnomaly/MessageSenderIdentification/@codingScheme	A10	3	Varchar
	SendersMessageIdentification	AR/TimeSeriesAnomaly/SendersMessageIdentification/@v	20090401_A01_10XCZ-XXX-YYY_001	35	Varchar
12	SendersMessageVersion	AR/TimeSeriesAnomaly/SendersMessageVersion/@v	1	3	Integer
13	SendersTimeSeriesIdentification	AR/TimeSeriesAnomaly/SendersTimeSeriesIdentification/@v	TS_001	35	Varchar
14	SendersTimeSeriesVersion	AR/TimeSeriesAnomaly/SendersTimeSeriesVersion/@v	1	3	Integer
15	BusinesType	AR/TimeSeriesAnomaly/BusinessType/@v	{A02; A06}	3	Varchar
16	Product	AR/TimeSeriesAnomaly/Product/@v	8716867000016	13	Integer
17	ObjectAgregation	AR/TimeSeriesAnomaly/ObjectAggregation/@v	A03	3	Varchar
18	InArea	AR/TimeSeriesAnomaly/InArea/@v	10YCZ-CEPS----N	16	Varchar
19	InArea.codingScheme	AR/TimeSeriesAnomaly/InArea/@codingScheme	A01	3	Varchar
20	OutArea	AR/TimeSeriesAnomaly/OutArea/@v	10YCZ-CEPS----N	16	Varchar
21	OutArea.codingScheme	AR/TimeSeriesAnomaly/OutArea/@codingScheme	A01	3	Varchar

18	InParty	AR/TimeSeriesAnomaly/InParty/@v	8591824010402	16	Varchar
19	InParty.codingScheme	AR/TimeSeriesAnomaly/InParty/@codingScheme	A10	3	Varchar
20	OutParty	AR/TimeSeriesAnomaly/OutParty/@v	8591824010402	16	Varchar
21	OutParty.codingScheme	AR/TimeSeriesAnomaly/OutParty/@codingScheme	A10	3	Varchar
22	MeasurementUnit	AR/TimeSeriesAnomaly/MeasurementUnit/@v	MAW	5	Varchar
23	TimeInterval in UCT (in form YYYY-MM-DDThh:00Z/YYYY-MM-DD+1Thh:00Z)	AR/TimeSeriesAnomaly/Period/TimeInterval/@v	2009-04-30T22:00Z/2009-05-01T22:00Z	35	Varchar
24	Resolution	AR/TimeSeriesAnomaly/Period/Resolution/@v	PT60M	15	Varchar
25	Interval - Pos	AR/TimeSeriesAnomaly/Period/Interval/Pos/@v	7	6	<1;999999>; Integer
26	Interval - Qty	AR/TimeSeriesAnomaly/Period/Interval/Qty/@v	41	16,4	<-9999999999999999.9999; 9999999999999999.9999>; Float
27	ReasonCode	AR/TimeSeriesAnomaly/Reason/ReasonCode/@v	A08	3	Varchar



Mandatory field

TS_001
{10YSK-SEPS----K ; 10YCZ-CEPS----N}
A01

Example of valid value

Enumeration of possible values (constants)

Constant value

5.12.5 Messages in ETSO ESS Confirmation Report structure

<i>L.I.</i>	<i>Description</i> <i>ESS Confirmation Report</i>	ConfirmationReport ==> CR	<i>Value</i>	<i>Size</i>	<i>Value/Type</i>
1	MessageIdentification	CR/MessageIdentification/@v	20090401_A02_10XCZ-CEPS-GRIDE	35	Varchar
2	MessageType	CR/MessageType/@v	{A01; A09}	3	Varchar
3	MessageDateTime in UCT (in form YYYY-MM-DDThh:mm:ssZ)	CR/MessageDateTime/@v	2009-04-01T09:30:30Z	20	Varchar
4	SenderIdentification	CR/SenderIdentification/@v	8591824000007	16	Varchar
5	SenderIdentification.codingScheme	CR/SenderIdentification/@codingScheme	A10	3	Varchar
6	SenderRole	CR/SenderRole/@v	A05	3	Varchar
7	ReceiverIdentification	CR/ReceiverIdentification/@v	8591824010402	16	Varchar
8	ReceiverIdentification.codingScheme	CR/ReceiverIdentification/@codingScheme	A10	3	Varchar
9	ReceiverRole	CR/ReceiverRole/@v	{A01; A04; A11}	3	Varchar
10	ScheduleTimeInterval in UCT (in form YYYY-MM-DDThh:00Z/YYYY-MM-DD+1Thh:00Z)	CR/ScheduleTimeInterval/@v	2009-04-30T22:00Z/2009-05-01T22:00Z	35	Varchar
11	ConfirmedMessageIdentification	CR/ConfirmedMessageIdentification/@v	20080905_A01_10XCZ-CEPS-GRIDE_1	35	Varchar
12	ConfirmedMessageVersion	CR/ConfirmedMessageVersion/@v	1	3	Integer
13	Domain	CR/Domain/@v	10YDOM-CZ-DE-SKK	18	Varchar
14	Domain.codingScheme	CR/Domain/@codingScheme	A01	3	Varchar
15	SubjectParty	CR/SubjectParty/@v	8591824010402	16	Varchar
16	SubjectParty.codingScheme	CR/SubjectParty/@codingScheme	A10	3	Varchar
17	SubjectRole	CR/SubjectRole/@v	{A01; A04; A11}	3	Varchar
18	ProcessType	CR/ProcessType/@v	{A01; A02; A12}	3	Varchar
19	ReasonCode	CR/Reason/ReasonCode/@v	A06	3	Varchar
20	ReasonText	CR/Reason/ReasonText/@v	Schedule Accepted		Varchar
21	SendersTimeSeriesIdentification	CR/TimeSeriesConfirmation/SendersTimeSeriesIdentification/@v	TS_001	35	Varchar
22	SendersTimeSeriesVersion	CR/TimeSeriesConfirmation/SendersTimeSeriesVersion/@v	1	3	Integer
23	BusinesType	CR/TimeSeriesConfirmation/BusinessType/@v	{A02; A06}	3	Varchar
24	Product	CR/TimeSeriesConfirmation/Product/@v	8716867000016	13	Integer

25	ObjectAgregation	CR/TimeSeriesConfirmation/ObjectAgregation/@v	A03	3	Varchar
26	InArea	CR/TimeSeriesConfirmation/InArea/@v	10YCZ-CEPS-----N	16	Varchar
27	InArea.codingScheme	CR/TimeSeriesConfirmation/InArea/@codingScheme	A01	3	Varchar
28	OutArea	CR/TimeSeriesConfirmation/OutArea/@v	10YCZ-CEPS-----N	16	Varchar
29	OutArea.codingScheme	CR/TimeSeriesConfirmation/OutArea/@codingScheme	A01	3	Varchar
30	InParty	CR/TimeSeriesConfirmation/InParty/@v	8591824010402	16	Varchar
31	InParty.codingScheme	CR/TimeSeriesConfirmation/InParty/@codingScheme	A10	3	Varchar
32	OutParty	CR/TimeSeriesConfirmation/OutParty/@v	8591824010402	16	Varchar
33	OutParty.codingScheme	CR/TimeSeriesConfirmation/OutParty/@codingScheme	A10	3	Varchar
34	MeasurementUnit	CR/TimeSeriesConfirmation/MeasurementUnit/@v	MAW	5	Varchar
35	ReasonCode	CR/TimeSeriesConfirmation/Reason/ReasonCode/@v	A88	3	Varchar
36	ReasonText	CR/TimeSeriesConfirmation/Reason/ReasonText/@v	The time series has been successfully matched.		Varchar
37	TimeInterval in UCT (in form YYYY-MM-DDThh:00Z/YYYY-MM-DD+!Thh:00Z)	CR/TimeSeriesConfirmation/Period/TimeInterval/@v	2009-04-30T22:00Z/2009-05-01T22:00Z	35	Varchar
38	Resolution	CR/TimeSeriesConfirmation/Period/Resolution/@v	PT60M	15	Varchar
39	Interval - Pos	CR/TimeSeriesConfirmation/Period/Interval/Pos/@v	7	6	<1;999999>; Integer
40	Interval - Qty	CR/TimeSeriesConfirmation/Period/Interval/Qty/@v	41	16,4	<-9999999999999999.9999; 9999999999999999.9999>; Float



Mandatory field

TS_001
11XSEBRATISLAVA4 or 8591824010402
{10YSK-SEPS-----K ; 10YCZ-CEPS-----N}
A01

Example of valid value

Example of valid values



Enumeration of possible values (constants)

Constant value

5.12.6 Messages in ETSO Status Request structure

L.I.	Description ETSO StatusRequest	StatusRequest ==> SR	MCC enquiry	RD enquiry	Size	Value/Type	MCC enquiry	RD enquiry
			Value	Value				
1	MessageIdentification	SR/MessageIdentification/@v	20090501_A13_8591824010402_1	20080905_A02_8591824010402_1	35	Varchar		
2	MessageType	SR/MessageType/@v	A13	{A01; A09; A13}	3	Varchar		
3	ProcessType	SR/ProcessType/@v	A07	{A01; A02; A07; A12; A18}	3	Varchar		
4	SenderIdentification	SR/SenderIdentification/@v	8591824010402	8591824010402	16	Varchar		
5	SenderIdentification.codingScheme	SR/SenderIdentification/@codingScheme	{A01 - EIC; A10 - EAN}	A10	3	Varchar		
6	SenderRole	SR/SenderRole/@v	{A01 - participant; A07 - ČEPS; A11 - energy exchange}	{A01; A04; A11}	3	Varchar		
7	ReceiverIdentification	SR/ReceiverIdentification/@v	27XOTE-CZECHREPB or 8591824000205	8591824010402	16	Varchar		
8	ReceiverIdentification.codingScheme	SR/ReceiverIdentification/@codingScheme	{A01 - EIC; A10 - EAN}	A10	3	Varchar		
9	ReceiverRole	SR/ReceiverRole/@v	A05	A05	3	Varchar		
10	MessageDateTime in UCT (in form YYYY-MM-DDThh:mm:ssZ)	SR/MessageDateTime/@v	2009-04-30T07:10:30Z	2009-05-01T07:10:30Z	20	Varchar		
11	RequestedTimeInterval in UCT (in form YYYY-MM-DDThh:00Z/YYYY-MM-DD+1Thh:00Z)	SR/RequestedTimeInterval/@v	2009-04-30T22:00Z/2009-05-01T22:00Z	2009-04-30T22:00Z/2009-05-01T22:00Z	35	Varchar		
12	ReqSenderIdentification	SR/ReqSender/@v		8591824010402	16	Varchar		
13	ReqSenderIdentification.codingScheme	SR/ReqSubjectParty/@codingScheme		A10	3	Varchar		
14	ReqSenderRole	SR/ReqSenderRole/@v		{A01; A04; A11}	3	Varchar		
15	ReqSubjectParty	SR/ReqSubjectParty/@v		8591824010402	16	Varchar		
16	ReqSubjectParty.codingScheme	SR/ReqSubjectParty/@codingScheme		A10	3	Varchar		
17	ReqSubjectRole	SR/ReqSubjectRole/@v		A01	3	Varchar		
18	ReqMatchingPeriod	SR/ReqMatchingPeriod/@v		2009-04-30T22:00Z/2009-05-01T22:00Z	35	Varchar		
19	ReqCounterparty	SR/ReqCounterparty/@v		8591824010402				
	ReqCounterparty.codingScheme	SR/ReqCounterparty/@codingScheme		A10				
20	ReqBusinessType	SR/BusinessType/@v		{A02; A06}	3	Varchar		
21	ReqMessageIdentification	SR/ReqMessageIdentification/@v		20080905_A02_8591824010402_1	35	Varchar		
22	ReqMessageVersion	SR/ReqMessageVersion/@v		1	3	Varchar		

Field above ETSO specification



<i>TS_001</i>
8591824010402
{A01; A10}
A05

Mandatory field
Mandatory field (under some circumstances)
Example of valid value
Example of valid values
Enumeration of possible values (constants)
Constant value

5.12.7 Messages in ETSO Acknowledgement Document structure

			MCC response	RD response			MCC response	RD response
L.I.	Description EAD	AcknowledgementDocument ==> AD	Value	Value	Size	Value/Type		
1	DocumentIdentification	AD/DocumentIdentification/@v	20090501_A13_8591824000205_1	20090501_A01_8591824000007_1	35	Varchar		
2	DocumentDateTime in UCT (in form YYYY-MM-DDThh:mm:ssZ)	AD/DocumentDateTime/@v	2009-05-01T07:10:30Z	2009-05-01T07:10:30Z	20	Varchar		
3	SenderIdentification	AD/SenderIdentification/@v	27XOTE-CZECHREPB	8591824000007	16	Varchar		
4	SenderIdentification.codingScheme	AD/SenderIdentification/@codingScheme	{A01; A10}	{A01; A10}	3	Varchar		
5	SenderRole	AD/SenderRole/@v	A05	A05	3	Varchar		
6	ReceiverIdentification	AD/ReceiverIdentification/@v	8591824010402	8591824010402	16	Varchar		
7	ReceiverIdentification.codingScheme	AD/ReceiverIdentification/@codingScheme	{A01; A10}	{A01; A10}	3	Varchar		
8	ReceiverRole	AD/ReceiverRole/@v	{A01; A07; A11}	{A01; A04; A11}	3	Varchar		
9	ReceivingDocumentIdentification	AD/ReceivingDocumentIdentification/@v	20090501_A13_8591824010402_1	20080905_A02_8591824010402_1	35	Varchar		
10	ReceivingDocumentVersion	AD/ReceivingDocumentVersion/@v	1	1	3	<1;999>; Integer		
11	ReceivingDocumentType	AD/ReceivingDocumentType/@v	A13	A01	3	Varchar		
12	DateTimeReceivingDocument in UCT (in form YYYY-MM-DDThh:mm:ssZ)	AD/DateTimeReceivingDocument/@v	2009-05-01T07:11:05Z	2009-05-01T07:11:05Z	35	Varchar		
13	SendersTimeSeriesIdentification	AD/TimeSeriesRejection/SendersTimeSeriesIdentification/@v	TS_001	TS_001	35	Varchar		
14	SendersTimeSeriesVersion	AD/TimeSeriesRejection/SendersTimeSeriesVersion/@v	1	1	3	Integer		
15	ReasonCode (Series)	AD/TimeSeriesRejection/Reason/ReasonCode/@v	A04	A02	3	Varchar		
16	QuantityTimeInterval	AD/TimeSeriesRejection/TimeIntervalError/QuantityTimeInterval/@v	2009-04-30T22:00Z/2009-05-01T22:00Z	2009-04-30T22:00Z/2009-05-01T22:00Z	35	Varchar		
17	ReasonCode (Interval)	AD/TimeSeriesRejection/TimeIntervalError/Reason/ReasonCode/@v	A04	A02	3	Varchar		
18	ReasonCode (Document)	AD/Reason/ReasonCode/@v	A04	A02	3	Varchar		



Mandatory field

TS_001
8591824010402
{A01; A10}
A05

Example of valid value

Example of valid values

Enumeration of possible values (constants)

Constant value

5.13 Allocation of profiles to IS OTE data

The table below defines the method of individual payments/charges identification and related categories or type of types energy in terms of external systems.

Column 1 – Payments/charges identification shortcut

Column 2 – Records identification with internal interface tools of the IS OTE/CDS system

Column 3 – Payments/charges description

Column 4 – Shows whether within 1 trading hour the payment/charge may be made either to the debit or to the benefit of the SS (yes – the dual status may become valid). For daily settlement information the whole matter is related to an imaginary „zero“ hour.

Column 5 – Specification of energy types and profile roles (see XML files structure) (N/A – no energy value is indicated; demand – buying (buy); supply – selling (sell); abs – absolute energy value), complete profile role description (including input and output values for separate commands) is specified in the table Profile role mapping for separate message codes (MSG_code)

Column 6 – Payment and profile types description (see XML files structure) (- payment; + automatic debit; +/- automatic debit is possible, but for one type per one trading hour), complete description of profile roles (including input and output values for separate commands) is specified in the table Profile role mapping for separate message codes (MSG_code)

Columns 7 to 9 – identically to columns 4 to 6

		Settlement	Hourly data			Daily data			Comment
			+/- amount in one hour	energy	amount - the sign is in terms of the SS part, but not the OTE	+/- amount in one hour (all Hour 0)	energy	amount - the sign is in terms of the SS part, but not the OTE	
AF	Sx15	Admission Fee – charge for the access to CDS	no	N/A	- (ST15)	no	N/A	- (ST15)	Since February 2003
CF	Sx01	Consumption Fee – charge for consumption	no	demand (SC01)	- (SP01)	no	demand (SC01)	- (SP01)	
DM-	Xx03	Day-ahead market Settlement Buy - Settlement DM (spot bids) - negative energy	no	demand (XC03)	- (XP03)	yes	demand (XC03)	- (XP03)	Since November 2011
	Xx53			demand (XC53)	+ (XP53)		demand (XC53)	+ (XP53)	
DM+	Xx04	Day-ahead market Settlement Sell - Settlement DM (spot bids) - positive energy	no	supply (XC04)	+ (XP04)	yes	supply (XC04)	+ (XP04)	Since November 2011
	Xx54			supply (XC54)	- (XP54)		supply (XC54)	- (XP54)	
DF-	Xx05	Day-ahead market Settlement Buy - Settlement DM (FS bids) - negative energy	no	demand (XC05)	- (XP05)	yes	demand (XC05)	- (XP05)	Since November 2011
	Xx55			demand (XC55)	+ (XP55)		demand (XC55)	+ (XP55)	
DF+	Xx06	Day-ahead market Settlement Sell - Settlement DM (FS bids) - positive energy	no	supply (XC06)	+ (XP06)	yes	supply (XC06)	+ (XP06)	Since November 2011
	Xx56			supply (XC56)	- (XP56)		supply (XC56)	- (XP56)	
PX-	Xx09	Day-ahead market Settlement PXE Buy – accumulated position PXE negative energy (spot bids)	no	demand (XC09)	- (XP09)	yes	demand (XC09)	- (XP09)	Since November 2011
	Xx59			demand (XC59)	+ (XP59)		demand (XC59)	+ (XP59)	
PX+	Xx10	Day-ahead market Settlement PXE Sell – accumulated position PXE positive energy (spot bids)	no	supply (XC10)	+ (XP10)	yes	supply (XC10)	+ (XP10)	Since November 2011
	Xx60			supply (XC60)	- (XP60)		supply (XC60)	- (XP60)	
PF-	Xx07	Day-ahead market Settlement PXE Buy – accumulated position PXE negative energy (FS bids)	no	demand (XC07)	- (XP07)	yes	demand (XC07)	- (XP07)	Since November 2011
	Xx57			demand (XC57)	+ (XP57)		demand (XC57)	+ (XP57)	
PF+	Xx08	Day-ahead market Settlement PXE Sell – accumulated position PXE positive energy (FS bids)	no	supply (XC08)	+ (XP08)	yes	supply (XC08)	+ (XP08)	Since November 2011
	Xx58			supply (XC58)	- (XP58)		supply (XC58)	- (XP58)	
EC	Sx04	Extra Cost – additional cost value	no	abs (SC04)	+ (SP04)	yes	abs (SC04)	+ (SP04)	
	Sx54			abs (SC54)	- (SP54)		abs (SC54)	- (SP54)	

EI	ST17	Extra imbalance RE - RE settlement surplus amount	no	N/A	+(ST17)	no	N/A	+(ST17)	Since January 2007
FMD	Sx05	Day-ahead market Fee	no	abs (SC05)	- (SP05)	no	abs (SC05)	- (SP05)	
IEM	Sx06	Consolidate Imbalance Minus – Consolidated negative imbalance	no	demand (SC06)	+ (SP06)	yes	demand (SC06)	+ (SP06)	Since February - April 2003 depending on settlement version
	Sx56			demand (SC56)	- (SP56)		demand (SC56)	- (SP56)	
IEP	Sx07	Consolidate Imbalance Plus - Consolidated positive imbalance	no	supply (SC07)	+ (SP07)	yes	supply (SC07)	+ (SP07)	
	Sx57			supply (SC57)	- (SP57)		supply (SC57)	- (SP57)	
IESM	Sx55	Aggregated Imbalance SSS Minus	no	demand (XC02)	+ (XP02)	yes	demand (XC02)	+ (XP02)	generated only for SSS
	Sx52			demand (XC52)	- (XP52)		demand (XC52)	- (XP52)	
IESP	Sx53	Aggregated Imbalance SSS Plus	no	supply (XC01)	+ (XP01)	yes	supply (XC01)	+ (XP01)	
	Sx60			supply (XC51)	- (XP51)		supply (XC51)	- (XP51)	
IFF	Sx14	Intraday Balance Fee (amount)	no	N/A	- (ST14)	no	N/A	- (ST14)	Not activated
IMM	Sx08	Intraday Market Minus - negative energy	yes	demand (SC08)	+ (SP08)	yes	demand (SC08)	+ (SP08)	
	Sx58			demand (SC58)	- (SP58)		demand (SC58)	- (SP58)	
IMP	Sx09	Intraday Market Plus - positive energy	yes	supply (SC09)	+ (SP09)	yes	supply (SC09)	+ (SP09)	
	Sx59			supply (SC59)	- (SP59)		supply (SC59)	- (SP59)	
IMF	Sx10	Intraday Market Fee	no	abs (SC10)	- (SP10)	no	abs (SC10)	- (SP10)	since 1.1.2012
IS	Sx17	Imbalance Settlement – Positive imbalance	no	supply (SC17)	+/- (SP17)	not used			
	Sx18	Imbalance Settlement – Negative imbalance	no	demand (SC18)	+/- (SP18)	not used			
OF	Sx16	Monthly Fee - Monthly fee (for SS) - negative amount	no	N/A	- (ST16)	no	N/A	- (ST16)	
SSM	Sx12	Auxiliary Services Minus - Negative energy support services	no	demand (SF12)	+ (SG12)	yes	demand (SF12)	+ (SG12)	Is generated only if energy value <> 0
	Sx62			demand (SF62)	- (SG62)		demand (SF62)	- (SG62)	
SSP	Sx11	Auxiliary Services Plus - Positive energy support services	no	supply (SF11)	+ (SG11)	yes	supply (SF11)	+ (SG11)	Is generated only if energy value <> 0
	Sx61			supply (SF61)	- (SG61)		supply (SF61)	- (SG61)	
EM+	Sx29	Emergency supply	no	supply (SC29)	+ (SP29)	yes*	supply (SC29)	+ (SP29)	* Provided the unit price value would be negative
	Sx79			supply (SC79)*	- (SP79)*		supply (SC79)*	- (SP79)*	
EM-	Sx30	Emergency demand	no	demand (SC30)	- (SP30)	yes*	demand (SC30)	- (SP30)	* Provided the unit price value would be negative
	Sx80			demand (SC80)*	+ (SP80)*		demand (SC80)*	+ (SP80)*	
LP	Sx27	Clearing LP Minus - LP negative energy settlement	not used			no	demand (SC27)	- (SP27)	
	Sx28	Clearing LP Plus - LP positive energy settlement					supply (SC28)	+ (SP28)	
BM	Sx33	Block Market Settlement buy - negative energy	not used			no	demand (SC33)	- (SP33)	Since February 2008
	Sx34	Block Market Settlement buy - positive energy					supply (SC34)	+ (SP34)	
BMF	Sx35	Block Market Fee	not used			no	abs (SC35)	- (SP35)	Since February 2008
GDS	Sx02	Gas Day-ahead market Settlement - buy – negative energy	not used			no	demand (SC02)	- (SP02)	since 1.1.2010
	Sx03	Gas Day-ahead market Settlement - sell – positive energy					supply (SC03)	+ (SP03)	
GDF	Sx05	Gas Day-ahead market Fee	not used			no	abs (SC05)	- (SP05)	since 1.1.2010
GMF	Sx16	Gas Monthly Fee – negative amount	not used			no	not used	- (ST16)	since 1.1.2010
GCF	Sx15	Gas Metering Data Fee – negative amount	not used			no	not used	- (ST15)	since 1.1.2010
GIS	Sx33	Gas Intraday market Settlement – buy – negative energy	not used			no	demand (SC33)	- (SP33)	since 1.4.2010
	Sx34	Gas Intraday market Settlement - sell – positive energy					supply (SC34)	+ (SP34)	
GIF	Sx35	Gas Intraday market Fee	not used			no	abs (SC35)	- (SP35)	since 1.4.2010
		Final plan (always hourly value)	+/- amount within one hour	energy	amount – the sign is in terms of the SS part, but not the OTE	not used			
ERD	Sx23	Internal RD - buy	yes*	demand (SC23)	- (SP23)*				* Provided the RRD clearing will be used.
	Sx73			demand (SC73)*	+ (SP73)*				
	Sx24	Internal RD - sell	yes*	supply (SC24)	+ (SP24)*				
	Sx74			supply (SC74)*	- (SP74)*				

	Sx25	External RD - buy	yes*	demand (SC25)	- (SP25)*	
	Sx75			demand (SC75)*	+ (SP75)*	
	Sx26	External RD - sell	yes*	supply (SC26)	+ (SP26)*	
	Sx76			supply (SC76)*	- (SP76)*	
OKO	Sx19	DM - buy (spot bid)	no	demand (SC19)	not used	
	Sx20	DM - sell (spot bid)	no	supply (SC20)	not used	
	Sx50	DM - buy (FS bid)	no	demand (SC50)	not used	
	Sx51	DM - sell (FS bid)	no	supply (SC51)	not used	
VDT	Sx21	Intraday Market - buy	yes	demand (SC21)	+ (SP21)	
	Sx71			demand (SC71)	- (SP71)	
	Sx22	Intraday Market - sell	yes	supply (SC22)	+ (SP22)	
	Sx72			supply (SC72)	- (SP72)	
BM	Sx31	BM - buy	no	demand (SC31)	- (SP31)	Since February 2008
	Sx32	BM - sell	no	supply (SC32)	+ (SP32)	
Statistical data of imbalance settlement (always values per hour)						
			+/- price/amount in one hour	energy	price/amount	not used
	SS13	System imbalance	no	+/- (SC13)	not used	
	SS17	Positive imbalances	no	+ (SC17)	not used	
	SS18	Negative imbalances	no	- (SC18)	not used	
	SS50	Settlement price	yes	not used	+/- (SP50)	
	SS14	Expenses RE	yes	not used	+/- (SP14)	
	SS15	Volume RE+	no	+ (SC15)	not used	
		Expenses RE+	no	not used	+ (SP15)	
	SS16	Volume RE-	no	- (SC16)	not used	
		Expenses RE-	yes	not used	+/- (SP16)	
	SS51	Price of contrary imbalance	yes	not used	+/- (SP51)	since 1.1.2010
	SS52	Volume RE+ from BalM	no	+ (SC52)	not used	
		Expenses RE+ from BalM	no	not used	+ (SP52)	
	SS53	Volume RE- from BalM	no	- (SC53)	not used	
		Expenses RE- from BalM	yes	not used	+/- (SP53)	
	SS55	Rounding of imbalances	no	+/- (SC55)	+/- (SP55)	
DM and Gas DM marginal prices						
			+/- price in one hour		price	not used
OKO	Sx20	Marginal price	no		+/- (SP20)	
RD - trade						
ERD	xx25	RD - buy	no	energy demand (C25)	amount +/- (P25)*	* Provided the RRD clearing will be used. Profile C26 is used for Exchange market trade.
	xx26	RD - sell	no	supply (C26)	+/- (P26)*	
Xxx	xx13	Default trade cancellation date				T13

Profile role mapping for individual message codes (MSG_code)

Role in external interface	Description	Msg_code
BC01-25	Trading block identification (block 1 to 25) – volume	811, 813, 821, 823, 833, GD1, GD3, GD6, GD9
BP01-25	Trading block identification (block 1 až 25) - price	811, 813, 821, 823, 833, GD1, GD3, GD6, GD9
C25	RD – buy (energy)	741, 743, 753, 763, 733, 783
C26	RD – sell (energy)	741, 743, 753, 763, 733, 783
C71	Traded volume – buy (IM&BalM)	851, 871, 853, 863, 873, 883, 893, 903, 916, 933
C72	Traded volume – sell (IM&BalM)	851, 871, 853, 863, 873, 883, 893, 903, 916
C73	Accepted at IM – buy	853, 863, 873, 883
C74	Accepted at IM – sell	853, 863, 873, 883
C75	Accepted at BalM – buy	853, 863, 873, 883
C76	Accepted at BalM - sell	853, 863, 873, 883
P25	RD – buy (amount)	741, 743, 753, 763, 733, 783
P26	RD – sell (amount)	741, 743, 753, 763, 733, 783
P71	Traded volume price – buy	851, 871, 853, 863, 873, 883, 893, 903, 916, 933
P72	Traded volume price – sell	851, 871, 853, 863, 873, 883, 893, 903, 916, 933
P73	Traded volume price of the last accepted bid on IM (profile for IM hour will be indicated only when acceptance of IM bid was carried out in a given hour)	916
R01	Settlement OTE rate	427
SC01	Consumption Fee - consumption charge - negative energy for negative amount	953, 963
SC02	Gas DM Settlement buy - negative energy for negative amount	GSF
SC03	Gas DM Settlement sell - positive energy for positive amount	GSF
SC04	Extra Cost – energy for positive amount	953, 963
SC05	Day-ahead market, Gas DM Fee - energy for negative amount	953, 963, GSF
SC06	Consolidate Imbalance Minus – Consolidated imbalance - negative energy for positive amount (Imbalance + Extra Cost)	953, 963
SC07	Consolidate Imbalance Plus - Consolidated imbalance - positive energy for positive amount (Imbalance + Extra Cost)	953, 963
SC08	Intraday Market Minus - negative energy for positive amount	953, 963
SC09	Intraday Market Plus - positive energy for positive amount	953, 963
SC10	Intraday Market Fee - energy for negative amount	953, 963
SC13	Statistical data of imbalance settlement - System imbalance	966

SC15	Statistical data of imbalance settlement - Volume RE+	966
SC16	Statistical data of imbalance settlement - Volume RE-	966
SC17	Imbalance Settlement – positive energy	953, 966
SC18	Imbalance Settlement – negative energy	953, 966
SC19	Final plan – DM - negative energy (spot bids)	943
SC20	Final plan – DM – positive energy (spot bids)	943
SC21	Final plan – IM - negative energy for positive amount	943
SC22	Final plan – IM - positive energy for positive amount	943
SC23	Final plan – internal RD - negative energy for negative amount	943
SC24	Final plan – internal RD - positive energy for positive amount	943
SC25	Final plan – external RD - negative energy for negative amount	943
SC26	Final plan – external RD - positive energy for positive amount	943
SC27	Clearing LP Minus - LP settlement - negative energy for negative amount	953, 963
SC28	Clearing LP Plus - LP settlement - positive energy for positive amount	953, 963
SC29	Emergency supply - positive energy for positive amount	953, 963
SC30	Emergency demand - negative energy for negative amount	953, 963
SC31	Final plan – BM - negative energy for negative amount	943
SC32	Final plan – BM – positive energy for positive amount	943
SC33	Block Market and Gas IM Settlement buy - negative energy for negative amount (summarized for all instance types)	953, 963, GSF
SC34	Block Market and Gas IM Settlement sell - positive energy for positive amount (summarized for all instance types)	953, 963, GSF
SC35	Block Market and Gas IM Fee - energy for negative amount	953, 963, GSF
SC40	Block Market, Gas IM – Trading Screen – negative energy for negative price value	869, GVK
SC41	Block Market, Gas IM – Trading Screen – positive energy for positive price value	869, GVK
SC42	Block Market, Gas IM – Trading Screen – Number of contracts traded during the current day	869, GVK
SC44	Block Market, Gas IM – Trading Screen – Number of contracts traded during the entire instance (product) trading period	869, GVK
SC46	Number of BM and Gas IM order contracts - buy	854, 856, 859, 866, GV1, GV3, GV6, GV9
SC47	Number of traded BM and Gas IM order contracts - buy	854, 856, 859, 866, GV1, GV3, GV6, GV9
SC48	Number of BM and Gas IM trading contracts – buy	874, 876, GVE
SC49	BM and Gas IM trading volume – buy	874, 876, GVE
SC50	Final plan – DM – negative energy (FS bids)	943
SC51	Final plan – DM – positive energy (FS bids)	943
SC54	Extra Cost – energy for negative amount	953, 963
SC56	Consolidate Imbalance Minus - Consolidated imbalance - negative energy for negative amount (Imbalance + Extra Cost)	953, 963

SC57	Consolidate Imbalance Plus - Consolidated imbalance - positive energy for negative amount (Imbalance + Extra Cost)	953, 963
SC58	Intraday Market Minus - negative energy for negative amount	953, 963
SC59	Intraday Market Plus - positive energy for negative amount	953, 963
SC60	DM volume - area CZ - sell	936
SC61	DM volume - area SK - buy	936
SC62	DM volume - flow CZ - SK	936
SC63	DM volume - area SK - sell	936
SC64	DM volume - area SK - buy	936
SC65	DM volume - Flow SK - CZ	936
SC66	DM - total volume	936, 939
SC67	DM – system volume	936
SC68	DM – required flow CZ-SK	936
SC69	DM - required flow SK-CZ	936
SC71	Final plan – IM - negative energy for negative amount	943
SC72	Final plan – IM - positive energy for negative amount	943
SC73	Final plan – internal RD - negative energy for positive amount	943
SC74	Final plan – internal RD - positive energy for negative amount	943
SC75	Final plan – external RD - negative energy for positive amount	943
SC76	Final plan – external RD - positive energy for negative amount	943
SC79	Emergency supply - positive energy for negative amount	953, 963
SC80	Emergency demand - negative energy for positive amount	953, 963
SC96	Number of BM / Gas IM order contracts - sell	854, 856, 859, 866, GV1, GV3, GV6, GV9
SC97	Number of traded BM / Gas IM order contracts - sell	854, 856, 859, 866, GV1, GV3, GV6, GV9
SC98	Number of BM / Gas IM trading contracts – sell	874, 876, GVE
SC99	BM / Gas IM trading volume – sell	874, 876, GVE
SF11	Auxiliary Services Plus - Support services - positive energy for positive amount	953, 963
SF12	Auxiliary Services Minus - Support services - negative energy for positive amount	953, 963
SF61	Auxiliary Services Plus - Support services - positive energy for negative amount	953, 963
SF62	Auxiliary Services Minus - Support services - negative energy for negative amount	953, 963
SG11	Auxiliary Services Plus - Support services - positive amount for positive energy	953, 963
SG12	Auxiliary Services Minus - Support services - positive amount for negative energy	953, 963
SG61	Auxiliary Services Plus - Support services – negative amount for positive energy	953, 963
SG62	Auxiliary Services Minus - Support services - negative amount for negative energy	953, 963
SP01	Consumption Fee - consumption charge - negative amount for negative energy	953, 963
SP02	Gas DM Settlement buy - negative amount for negative energy	GSF
SP03	Gas DM Settlement sell - positive amount for positive energy	GSF

SP04	Extra Cost – additional cost value - positive amount	953, 963
SP05	Day-ahead market / Gas DM Fee - negative amount	953, 963, GSF
SP06	Consolidate Imbalance Minus - Consolidated imbalance - positive amount for negative energy (Imbalance + Extra Cost)	953, 963
SP07	Consolidate Imbalance Plus - Consolidated imbalance - positive amount for positive energy (Imbalance + Extra Cost)	953, 963
SP08	Intraday Market Minus - positive amount for negative energy	953, 963
SP09	Intraday Market Plus - positive amount for positive energy	953, 963
SP10	Intraday Market Fee - negative amount	953, 963
SP17	Imbalance Settlement – amount for positive energy	953
SP18	Imbalance Settlement – amount for negative energy	953
SP20	DM / Gas DM marginal prices	946, GDF
SP21	Final plan – IM - positive amount for negative energy	943
SP22	Final plan – IM - positive amount for positive energy	943
SP23	Final plan – internal RD - negative amount for negative energy	943
SP24	Final plan – internal RD - positive amount for positive energy	943
SP25	Final plan – external RD - negative amount for negative energy	943
SP26	Final plan – external RD - positive amount for positive energy	943
SP27	Clearing LP Minus - LP settlement - negative amount for negative energy	953, 963
SP28	Clearing LP Plus - LP settlement - positive amount for positive energy	953, 963
SP29	Emergency supply - positive amount for positive energy	953, 963
SP30	Emergency demand - negative amount for negative energy	953, 963
SP31	Final plan – BM – negative amount for negative energy	943
SP32	Final plan – BM – positive amount for positive energy	943
SP33	Block Market / Gas IM Settlement buy - negative amount for negative energy (summarized for all instance types)	953, 963, GSF
SP34	Block Market / Gas IM Settlement sell - positive amount for positive energy (summarized for all instance types)	953, 963, GSF
SP35	Block Market / Gas IM Fee - negative amount	953, 963, GSF
SP40	Block Market / Gas IM – Trading Screen – negative price for negative energy	869, GVK
SP41	Block Market / Gas IM – Trading Screen – positive price for positive energy	869, GVK
SP42	Block Market / Gas IM – Trading Screen – Bottom price of the current day	869, GVK
SP43	Block Market / Gas IM – Trading Screen – Ceiling price of the current day	869, GVK
SP44	Block Market / Gas IM – Trading Screen – Bottom price of the entire instance (product) trading period	869, GVK
SP45	Block Market / Gas IM – Trading Screen – Ceiling price of the entire instance (product) trading period	869, GVK
SP46	Order limit price – buy	854, 856, 859, 866, GV1, GV3, GV6, GV9
SP48	Trade limit price – buy	874, 876, GVE
SP49	Total trade amount – buy	874, 876, GVE

SP54	Extra Cost - negative amount	953, 963
SP56	Consolidate Imbalance Minus - Consolidated imbalance - negative amount for negative energy (Imbalance + Extra Cost)	953, 963
SP57	Consolidate Imbalance Plus - Consolidated imbalance - negative amount for positive energy (Imbalance + Extra Cost)	953, 963
SP58	Intraday Market Minus - negative amount for negative energy	953, 963
SP59	Intraday Market Plus - negative amount for positive energy	953, 963
SP60	Area CZ DM price	936
SP63	Area SK DM price	936
SP67	DM – system price	936
SP71	Final plan – IM - negative amount for negative energy	943
SP72	Final plan – IM - negative amount for positive energy	943
SP73	Final plan – internal RD - positive amount for negative energy	943
SP74	Final plan – internal RD - negative amount for positive energy	943
SP75	Final plan – external RD - positive amount for negative energy	943
SP76	Final plan – external RD - negative amount for positive energy	943
SP79	Emergency supply - negative amount for positive energy	953, 963
SP80	Emergency demand - positive amount for negative energy	953, 963
SP96	Order limit price - sell	854, 856, 859, 866, GV1, GV3, GV6, GV9
SP98	Trade limit price – sell	874, 876, GVE
SP99	Total trade amount – sell	874, 876, GVE
ST14	Intraday Balance Fee - negative amount	953, 963
ST15	Admission Fee - charge for the access to CDS – negative amount	953, 963, GSF
ST16	Monthly Fee - Monthly charge (for SS) – negative amount	953, 963, GSF
ST17	RE settlement surplus	953, 963
T11	Trading hours opening time (date and hour)	913
T12	Trading hours closing time (date and hour)	913
T13	Default trade cancellation time (date and time)	793
XC01	Aggregated Imbalance SSS Plus - positive energy for positive amount (MWh)	953, 963
XC02	Aggregated Imbalance SSS Minus - negative energy for positive amount (MWh)	953, 963
XC03	Day-ahead market Settlement Buy - Settlement DM (spot bids) - negative energy for negative/zero amount (MWh).	953, 963
XC04	Day-ahead market Settlement Sell - Settlement DM (spot bids) - positive energy for positive/zero amount (MWh).	953, 963
XC05	Day-ahead Market Settlement Buy – Settlement DM (FS bids) – negative energy for negative/zero amount (MWh).	953, 963
XC06	Day-ahead Market Settlement Sell - Settlement DM (FS bids) – positive energy for positive/zero amount (MWh).	953, 963
XC07	Day-ahead Market settlement PXE Buy – (FS bids) - negative energy for negative/zero amount (MWh).	953, 963

XC08	Day-ahead Market settlement PXE Sell – (FS bids) - positive energy for positive/zero amount (MWh).	953, 963
XC09	Day-ahead Market settlement PXE Buy – (spot bids) - negative energy for negative/zero amount (MWh).	953, 963
XC10	Day-ahead Market settlement PXE Sell – (spot bids) - positive energy for positive/zero amount (MWh).	953, 963
XC51	Aggregated Imbalance SSS Plus - positive energy for negative amount (MWh)	953, 963
XC52	Aggregated Imbalance SSS Minus - negative energy for negative amount (MWh)	953, 963
XC53	Day-ahead market Settlement Buy - Settlement DM (spot bids) - negative energy for positive amount (MWh).	953, 963
XC54	Day-ahead market Settlement Sell - Settlement DM (spot bids) - positive energy for negative amount (MWh).	953, 963
XC55	Day-ahead Market Settlement Buy – Settlement DM (FS bids) – negative energy for positive amount (MWh).	953, 963
XC56	Day-ahead Market Settlement Sell - Settlement DM (FS bids) – positive energy for negative amount (MWh).	953, 963
XC57	Day-ahead Market settlement PXE Buy – (FS bids) - negative energy for positive amount (MWh).	953, 963
XC58	Day-ahead Market settlement PXE Sell – (FS bids) - positive energy for negative amount (MWh).	953, 963
XC59	Day-ahead Market settlement PXE Buy – (spot bids) - negative energy for positive amount (MWh).	953, 963
XC60	Day-ahead Market settlement PXE Sell – (spot bids) - positive energy for negative amount (MWh).	953, 963
XP01	Payments for Aggregated Imbalance SSS Plus - positive amount for positive energy (CZK)	953, 963
XP02	Payments for Aggregated Imbalance SSS Minus - positive amount for negative energy (CZK)	953, 963
XP03	Day-ahead market Settlement Buy - Settlement DM (spot bids) - negative/zero amount for negative energy (EUR).	953, 963
XP04	Day-ahead market Settlement Sell - Settlement DM (spot bids) - positive/zero amount for positive energy (EUR).	953, 963
XP05	Day-ahead market Settlement Buy - Settlement DM (FS bids) - negative/zero amount for negative energy (EUR).	953, 963
XP06	Day-ahead market Settlement Sell - Settlement DM (FS bids) - positive/zero amount for positive energy (EUR).	953, 963
XP07	Day-ahead Market settlement PXE Buy – (FS bids) - negative/zero amount for negative energy (EUR).	953, 963
XP08	Day-ahead Market settlement PXE Sell – (FS bids) - positive/zero amount for positive energy (EUR).	953, 963
XP09	Day-ahead Market settlement PXE Buy – (spot bids) - negative/zero amount for negative energy (EUR).	953, 963
XP10	Day-ahead Market settlement PXE Sell – (spot bids) - positive/zero amount for positive energy (EUR).	953, 963
XP51	Payments for Aggregated Imbalance SSS Plus - negative amount for positive energy (CZK)	953, 963
XP52	Payments for Aggregated Imbalance SSS Minus - negative amount for negative energy (CZK)	953, 963
XP53	Day-ahead market Settlement Buy - Settlement DM (spot bids) - positive amount for negative energy (EUR).	953, 963
XP54	Day-ahead market Settlement Sell - Settlement DM (spot bids) - negative amount for positive energy (EUR).	953, 963
XP55	Day-ahead market Settlement Buy - Settlement DM (FS bids) - positive amount for negative energy (EUR).	953, 963
XP56	Day-ahead market Settlement Sell - Settlement DM (FS bids) - negative amount for positive energy	953, 963

	(EUR).	
XP57	Day-ahead Market settlement PXE Buy – (FS bids) - positive amount for negative energy (EUR).	953, 963
XP58	Day-ahead Market settlement PXE Sell – (FS bids) - negative amount for positive energy (EUR).	953, 963
XP59	Day-ahead Market settlement PXE Buy – (spot bids) - positive amount for negative energy (EUR).	953, 963
XP60	Day-ahead Market settlement PXE Sell – (spot bids) - negative amount for positive energy (EUR).	953, 963

The report message 869 consists of 12 records according to the trading hours indexes:

- Records 1 to 5 contain five top orders (buy) of the day
- Records 6 to 10 contain five top orders (sell) of the day
- Record 11 contains daily statistics related to instance (product) trading
- Record 12 contains statistics related to the entire instance (product) trading period

The report message 876 consists of 2 records according to the trading hours indexes:

- Record 1 contains information about the trading price and the number of contracts (interface items 4 and 7)
- Record 2 contains information about the volume and the total trading amount (interface items 3 and 4)

Explanatory note:

Alphabetic character S, X means the SS total amount (summarised), SSS

Alphabetic character C means traded/planned value

Alphabetic character P means price – introduced within IM&BaIM

Alphabetic character T means a charge/fee independent on energy or date

Alphabetic character F in this case traditionally means RE in CDS

Alphabetic character G in this case traditionally means RE in CDS

Alphabetic character R means currency value rate, ratio