


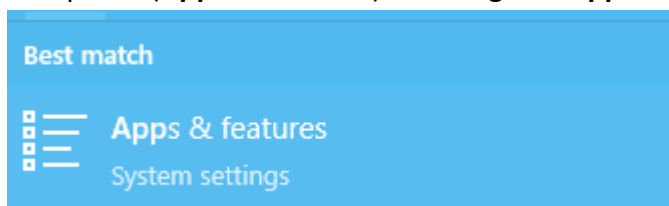
Manual for reinstallation and version verification OTE PKI components



Verify the current version of the OTE PKI component via applications and features

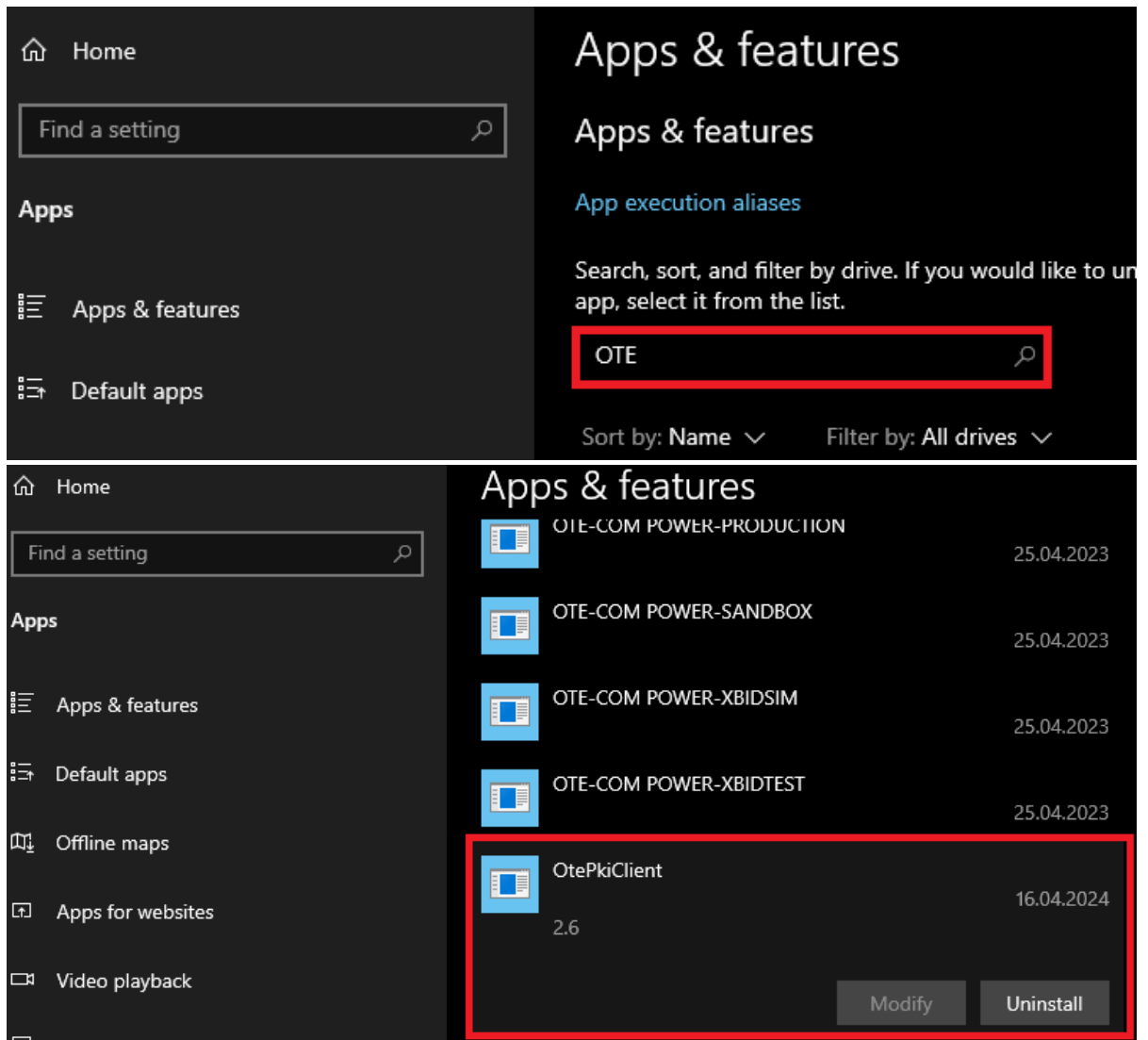
You can check the current version of a component in the list of installed programs on your device. In Windows 10 and later, there are two ways to find out.

- 1) Open the "Start" menu  and type "**Apps**" and you should see the text already whispered (**Apps & features**) or in English "**Apps & features**"




And open the item.

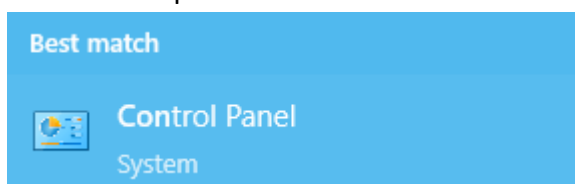
- 2) Type the name „**Ote**“ in the application search engine and search for the component „**OtePkiClient**“ in the list



Here you can see that the current version is 2.6.

Verification of the current version of the OTE PKI component via programs and features

- 1) Open the „**Start**“ menu  and type „**Control Panel**“ or in English „**Control Panel**“ and open the item.



- 2) Now check that you have the appearance of the control panels according to „**Category**“ or in English „**Category**“ and then open „**Uninstall program or**

Uninstall program" and press the keyboard key „**O**“ you will be referred to applications with a name starting with „**O**“ and search for „**OtePKIClient**“.

Organize ▾ Uninstall/Change				
Name	Publisher	Installed On	Size	Version
<input checked="" type="checkbox"/> OtePKIClient		16.04.2024		2.6

Here, in the right column version, you can see what version of the component you currently have installed.

Reinstall/uninstall an existing component

- 1) Reinstalling/uninstalling a component can be done through the above procedure
 - Applications and features
 - Programs and features
- 2) Before reinstalling/uninstalling, however, you need to exit the OTE PKI Client application if you have an older version running. The application can be found in the Windows tray in the right corner of the application icon „**OTE PKI Client**“



- 3) Then just go to Applications & Features or Programs & Features and remove the current version.
- 4) The current version of the OTE PKI component can be found [here](#).
- 5) Video instructions for installing the component in general are available [here](#).