

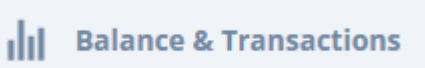

View transactions and download transaction summary

Introduction

The system keeps a history of all transactions. You can retrieve them and view their content and download the transaction details in the PDF format.

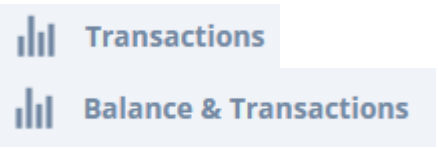

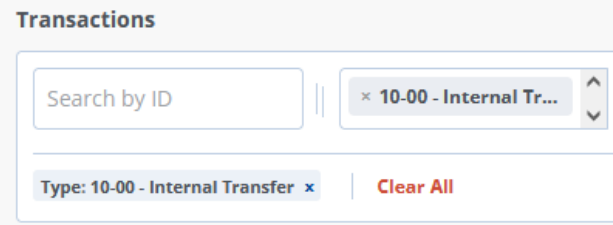
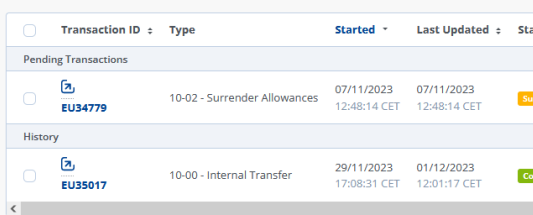

Step by step

To view an executed transaction, execute the following steps from any page.

Step	Action	Interface																																								
1	Select Balance & Transactions from the left vertical menu.																																									
2	Click View Detailed Balance in the “Balance Summary” area.																																									
3	<p>You will be displayed a detailed view on unit type, issuance phase and balance (total, per type, reserved).</p> <div><div>Detailed Balance✕</div><div><div><div><div> ⓘ A list of ETS emission allowances ISIN Codes is available here</div></div></div><table><tr><th>Unit Type</th><th>ETS Phase</th><th>Balance</th><th>Reserved For Transactions</th></tr><tr><td>EUA</td><td>3</td><td>62 019</td><td>0</td></tr><tr><td>EUA</td><td>4</td><td>60 122</td><td>0</td></tr><tr><td>EUAA</td><td>3</td><td>5 273</td><td>0</td></tr><tr><td>EUAA</td><td>4</td><td>66 364</td><td>0</td></tr><tr><td>CHU</td><td>3</td><td>0</td><td>0</td></tr><tr><td>CHU</td><td>4</td><td>5 000</td><td>0</td></tr><tr><td>CHUA</td><td>3</td><td>493</td><td>0</td></tr><tr><td>CHUA</td><td>4</td><td>10 000</td><td>0</td></tr><tr><td>Total</td><td></td><td>209 271</td><td>0</td></tr></table><div><div>Total Net Balance</div><div>209 271 Units</div></div></div></div>		Unit Type	ETS Phase	Balance	Reserved For Transactions	EUA	3	62 019	0	EUA	4	60 122	0	EUAA	3	5 273	0	EUAA	4	66 364	0	CHU	3	0	0	CHU	4	5 000	0	CHUA	3	493	0	CHUA	4	10 000	0	Total		209 271	0
Unit Type	ETS Phase	Balance	Reserved For Transactions																																							
EUA	3	62 019	0																																							
EUA	4	60 122	0																																							
EUAA	3	5 273	0																																							
EUAA	4	66 364	0																																							
CHU	3	0	0																																							
CHU	4	5 000	0																																							
CHUA	3	493	0																																							
CHUA	4	10 000	0																																							
Total		209 271	0																																							

Search for transactions

Execute the following steps from any page of the application:

Step	Action	Interface
1	<p>If you manage multiple accounts and you wish to see a global view on transactions involving all your accounts, select Transactions from the left vertical menu of the homepage.</p> <p>If you manage one account only or you prefer to view transactions concerning one specific account, select Balance & Transactions from the left vertical menu of the account related information page.</p>	
2	For the account details view only, select the Balance & Transactions tab at the top of the screen.	
3	<p>Define your search criteria by using the available filters or by entering an alphanumeric value in the Search by ID field.</p> <p>The list will apply your filters instantly.</p> <p>Filters can be removed one by one by clicking on the cross or all in at once using the Clear All link.</p>	
4	You will be displayed an overview list of executed and pending transactions.	
5	<p>You can export the details of one or more transactions by selecting them and clicking the Export Selected button.</p> <p>You can export in PDF and/or CSV format.</p>	
6	Additional details can be displayed when clicking on the transaction ID.	